

**Lighting**

**Guide**



## Introduction

4

## What's new in 2025

6

## Product families/overview

8

## About us

11

## Our values

14

## Technologies

18

## Products

48

## Choose your lumen output

176

## Make it your own


180

## Dimmer list

188

3

# Dear valued partner, dear lighting enthusiast,



Reflecting on the past, we have made significant progress, establishing ourselves as a strong choice for major projects alongside leading companies.

First, we have started with our major products to get them sustainably certified.

This strategic move is expected to drive substantial growth in larger projects.

Second, we are proud to introduce this year's enhancements to our collection. We aim to ensure consistency in our product models while aligning the underlying technology with the latest market developments.

Third, our catalogue is usually released in April, but this year, we have postponed the release until September to include as many new products as possible.

The updated price list, effective from September 1st, reflects a slight increase to support future improvements.

Fourth, our Cortina office lighting has excelled sales in recent years. Our MIYO department offers customization options, tailoring the lighting to suit any space. Detailed information about our unique MIYO products is available on our website.

Fifth, we focus on the specialized ceilings market, offering products such as HeartFelt® and cooling ceilings. We have carefully selected a range of high-quality options showcased in a dedicated catalogue, including Felta and Vesper. Furthermore, we plan to introduce a new line of top-tier trade products in 2025, with initial examples already available on our website.

Our team, consisting of 35 experienced and dedicated professionals, is committed to providing you with optimal guidance and support. We aim to be your long-term partner, and we highly value your feedback, as collaboration is crucial in achieving outstanding results.

We truly appreciate your trust in us. This loyalty motivates us to improve and continuously deliver the best products and services.

Kind regards,

Quinten van de Vrie  
Chief Technology Officer / General Director

# What's new and improved in 2025














- The Pointer family has been further expanded with a number of new models and in the course of 2025 we will also upgrade it to CRI90 with the same light output. The directional Pointer 68 and Linea 68 have been replaced by a new Pointer Spot 68 model, which fits better with the rest of the family.
- The electronic circuit in the HV-FD models has been greatly improved and the failure rate is now even a lot lower than our LV models. The advantage of dimming to less than 1% still applies and in all cases where there is virtually no room for a power supply, HV-FD technology is the right choice. All LV models are now also available as standard with the most efficient KSF technology in the market. The standard CRI97 remains available for projects where the best light quality is desired. Many of the HV-FD as well as the LV recessed spotlights are now also available in IP65.
- In addition to the well-known 2 channel Human Centric Lighting technology, a 3 channel PI LED version has also been introduced in the Strada 68. The range of fixtures in which this unique technology will become available will be further expanded in 2025 (including rail spot). This is the very best choice for absolute top projects where the highest lighting comfort and living environment are important.
- We have also expanded our correction rings program for renovation projects and, by our MIYO department, any diameter is now possible. With the wide variety of components we have in stock, it is quite easy to quickly create a new product through our MIYO department. Many of the examples we have already done are visible on the website.

If you have any questions, do not hesitate to contact our sales department at [sales@illuxtron.com](mailto:sales@illuxtron.com)

# Our product families



## Pointer family page 48

								
Pointer 40 56	Pointer 68 58	Pointer 68 Spot adj 60	Pointer Spot 75 62	Pointer Spot SM 1L 62	Pointer Spot SM 2L 62	Pointer Spot Pendant SM 64	Pointer Spot Pendant 3F 64	Pointer Spot Pendant 48V 64
								
Pointer Spot WL 62	Pointer Spot Track 3F 64	Pointer Spot Track 48V 64	Track system 48V 68					

## Fido family page 70

					
Fido 98 74	SensorFido 98 76	Fido 108 78	Fido CL 105 80	SensorFido CL 105 82	Fido WL 105 84



## Architectural family – Strada / Vector page 86

												
Strada 35 92	Strada 50 94	Strada 68 96	Strada 75 98	SensorStrada 75 100	Strada 90 102	Strada 100 104	Strada 150 106	Vector CL 100 108	SensorVector 100 110	Vector CL 145 112	Strada 185 114	Vector CL 235 116



## Pure family – Fluxe / Cylinder page 118

						
Fluxe 35 120	Fluxe 50 122	Fluxe 75 124	Fluxe 90 126	Cylinder CL 100 128	Fluxe 185 130	Cylinder CL 235 132



## Design family – Linea page 134

							
Linea 75 136	SensorLinea 75 138	Linea 120 140	Linea 185 142	Linea DS-FS 120 144	Linea DS-F 150 146	Linea DS-FX 185 148	Linea DS-A 195 150



**Trackspots**

page 152



**Linea AS-XS**  
154



**Odion XS**  
156



**Track system 230V**  
158



**Recessed for modular ceilings**

page 160



**Linessa**  
164



**Cortina**  
166



**Linessa Air**  
168



**Accessories**

page 170



**Emergency pack**  
170



**Correction rings**  
172



**Central PSU for Mini Downlights (mA)**  
174



**Plug & play cables**  
175

# About us



**ILLUXTRON**

With over 50 years of knowledge and experience in the lighting industry, we have become a leading supplier of high-quality LED lighting products. We know our products inside out and strive for continuous improvements. But we don't stop there - if our collection doesn't meet your needs, we can provide custom-made lighting solutions, from minor modifications to entirely new products. It is, therefore, no coincidence that an ever-increasing number of customers apply Illuxtron lighting products in projects.



**CUSTOMISED SOLUTIONS**

At Illuxtron, we create competitive and innovative led lighting for a broad audience. But what if you can't find a luminaire that fits your needs? That's where MIYO (Make It Your Own) comes in, from simple adjustments like colour or size to new lighting solutions. We design custom-made lighting that is specifically tailored to your needs.



**A FAMILY BUSINESS**

For over 50 years, the company is driven by passionate employees committed to providing high-quality LED lighting.



**INVENTIVE**

We incorporate the latest technology in our led lighting. We always look to innovate and improve, from dimmable downlights to led panels and luxurious ceiling lights.



**100% DUTCH**

Our R&D department in the Netherlands develops our LED lighting from A to Z. We know our products inside out and challenge ourselves to improve them.



**7-YEAR GUARANTEE**

Our guarantee is based on the luminaires burning continuously at a maximum ambient temperature of 45°.



**PROJECT SUPPORT**

Bulk packaging, room-by-room labelling, and free GST18 plugs are all options for products.




**SOCIAL ENGAGEMENT**

All our products are assembled at social workshops in the Netherlands.




**LIGHTING KNOWLEDGE**

Light is our passion. We are happy to dedicate ourselves to developing a good lighting plan that brings out the best in your working environment and/or your products.



**CUSTOMER SUPPORT**

Our sales department is always at your service for any questions or for support.  
sales@illuxtron.com  
+31 (0)85 773 63 60



**FAST DELIVERY**

Despite the market's current supply issues, Illuxtron has enough inventory to ensure a delivery time of 10 days (for orders of less than 100 pieces).

# 50 years of History

- 1971 Start Vrieland with Hobbylamp
- 1975 First spotlights developed
- 1979 Production of 50,000 spots per week
- 1982 First Halogen luminaires
- 1995 GU10 Halogen together with Sylvania
- 1998 Lumiance Trend collection
- 2003 First LED luminaires developed
- 2004 Eyed floorLED collection
- 2005 Trilux Light & Accent
- 2006 Sold 100,000 units Philips SpotLED range
- 2009 Illuxtron International B.V. started
- 2012 Driverless LED
- 2017 Datacenter collection
- 2021 Integration of ventilation

## Timeline



Quinten sr.



Quinten jr.

## Characteristic products



1971

→ **Hobbylamp**

Later followed by a magnifier version  
Sold more than 1,000,000 pcs



1974

→ **Stekkerspot**

Luminaire to plug in a wallsocket



1978

→ **Clampspot E14**


Followed by a range of ceilingspots  
Production of 50,000 units per week



1981

→ **Sweazy**

Tablelamp E14



1984

→ **Gallo**

Halogen table lamp G4



1985

→ **Quattro**

Halogen spot AR50



1987

→ **Xantippe**

Design by Ad van Berlo



1999

→ **Frame**

GU10 spot developed for commercial market



2003

→ **Eyeleds**

6.5mm floorLED to build in different flooring materials



2005

→ **SpotLED**


First LEDspot in high volume.  
Developed for Philips.



2011

→ **SensorTune**

50mm module with integrated PIR sensor



2012

→ **Fluxe 75**

HV driverless downlight



2018

→ **Pointer**

Antiglare pin hole spot



2021

→ **Linessa Air**

Antiglare Panel serie  
incl. cold or hot air ventilation



2023

→ **Pointer Spot SM 2L**



2025

→ **Pointer Spot pendant 3F**



## Reliable as a matter of course

Our lighting solutions excel in design and ease of installation, but also in operational reliability and service life. Illuxtron luminaires have an average lifespan of no less than 70,000 burning hours. Compare that with the meager 2000 burning hours of a traditional light bulb. For the average office environment, this means that you can enjoy your Illuxtron fixture for almost 20 years.

Just as you can rely on the excellent quality of our lighting solutions, you can also rely on our people as well. We don't like

"fancy talk". What we promise, we do. If a problem should ever arise with your Illuxtron lighting, our team will do everything possible to find the cause and offer you a suitable solution.

Defective products are carefully analyzed by our engineers. The valuable insights this yields will be used to optimize the product even further. This prevents a similar defect in the future. As a result, we are able to achieve an exceptionally low failure rate of only 0.5%. That equates to 1 in 200 luminaires.

Our lighting products are made from high-quality parts and elements, sourced from renowned suppliers worldwide. We take care of the assembly ourselves at various local sheltered workshops. Finally, each product is subject to one last visual and technical inspection prior to dispatch. You couldn't wish for more certainty when it comes to quality.



## Sustainable down to the fiber

We believe it is important to work with respect for people, the environment, and nature. Every day we try to contribute to a better world in various ways. One way we achieve this is by exclusively developing lighting solutions based on energy-efficient LED technology.

Every day, we try to keep the impact on the environment in mind when making choices. We select our suppliers partly on the extent to which they use sustainable materials. Internally, we are doing everything we can to reduce our

own carbon footprint even further. This year, our goal is to eliminate the use of packaging plastic completely.

Contributing to a better world starts at the design table. When creating new designs and improving existing products, we are concerned about what will happen to our luminaires at the end of their life span. We strive for a collection that is as circular as possible.





# Inventive based on pure passion

If there is one aspect that predominates our family business, it is inventiveness. With half a century of experience in developing smart lighting solutions, pure passion for inventiveness is what drives us. It is without a doubt the common thread that runs through our company DNA.

Decades ago, Illuxtron came up with the idea of incorporating LED lighting on floors and other forms of ground cover. The introduction of a built-in motion detector in a lighting spot followed later and

we are now working on a product that combines lighting with ventilation.

Whether it concerns the creation of new lighting applications or the substantial reduction of installation time; we try to shed new light on things that others take for granted. This focus on innovation is one of the most important reasons why many of our customers have been loyal to Illuxtron for decades.



# Human with an eye on each other

It is our passion to develop and manufacture stylish and reliable lighting products. This is only possible thanks to the commitment and drive of our team. We, therefore, offer them the opportunity to bring out the best in themselves and each other, in order to develop even further.

Starting from the design by our engineers, then on to assembly in our sheltered workshops, and finally the shipping of our products. This exemplifies the way Illuxtron works. After all, only together will we achieve the best result. This vision is also reflected in the way we cooperate with our customers. We firmly believe in partnership. Open, constructive, and with attention. Business certainly revolves around people.

## Downlights (mini)



Strada 35  
92



Strada 50  
94



Fluxe 35  
120



Fluxe 50  
122



Pointer 40  
56



Pointer 68  
58



Pointer Spot 68 adj  
60



# Bartenbach 'Dark Light' technology

### TECHNICAL PARTNERSHIP BETWEEN BARTENBACH AND ILLUXTRON INTERNATIONAL

Illuxtron International and Austrian company Bartenbach started a technical partnership in the field of reflector technology in 2015. Prior to developing the new products, our R&D team set out some quality requirements that the products had to meet in terms of lighting technology. Both R&D teams worked on developing "Dark Light" reflectors for our mini downlights, Linessa and the Aviora Panel

### REFLECTOR

The reflectors developed in collaboration with Bartenbach feature high-reflection facets that allows us to guarantee high light output. In addition, the reflector's usual facets have extra microfacets that direct the maximum amount of light in the right direction. This enables us to project as much light as possible onto the work surface. All reflectors are fitted with a protective glass that prevents loss of light output due to deposits on the mirror surface.

### Features of Bartenbach's Dark Light Technology

- Low UGR levels combined with high light output
- Excellent homogeneity of the light beam, even in combination with various LED colours
- Protection glass to prevent tarnish on the on front glass

### LOW UGR (UNIFIED GLARE RATING)

Beam width is usually determined at 50% of the highest lux value in the beam (full width half maximum). However, there is often still a lot of scattered light outside of this beam width that causes annoying glare. For this reason Bartenbach also uses beam angles at 10% value (full width tenth maximum). The Fabio 35 reflector, for example, is 2x18.9° at 50% value (FWHM) and only 2x32.7° at 10% value (FWTM). When we compare this with a standard GU10 halogen bulb of 2x12°, the beam angle at 10% is actually wider than the 2x32.7°. This means that in practice a standard GU10 bulb will cause a lot more glare than the Fabio 35 reflector.

### PERFECT LIGHT COLOUR


In addition to the above, the light of all four LEDs contained in the reflector cup is mixed to the limit, creating a light beam without any yellow spots. This is particularly important for versions that use two warm-white and two neutral-white LEDs.




### 4W LED ENGINE EQUIVALENT OF 50W GU10

By using 4 high power LEDs of the newest generation these tiny downlights emit more light than a traditional 50W GU10 halogen lamp.

HEAT  
DISSIPATION  
IMPROVED




### BEAM 24°



The beam is initially narrow, but there is a lot of scattered light at the bottom, causing annoying glare.

### BEAM 40°



**FWHM**  
(Full width half maximum)  
Beam width at 50% of the  
highest light level is 45°.

**FWTM**  
(Full width tenth maximum)  
Beam width at 10% of the  
highest light level is 65°.

The beam is a bit wider, but there is virtually no scattered light at the bottom.



**POINTER SPOT TRACK 48V**

To reduce glare, the Pointer Spot's small light hole is recessed as far into the long tube as possible. Ideal for situations when multiple rail spots are used to illuminate the entire room.



# Pointer series

POINTER SERIES

**THE NEW SIGNATURE IN ARCHITECTURAL LIGHTING**

Let's say you walk into a room that is perfectly lit, but you don't see any light points. That is the new signature in architectural lighting, and it starts with the Illuxtron Pointer Series. 3 new downlights that have unique lenses with zero glare. The light emitting surface is only 8mm in diameter, but still produces between 350 and 650 lumens. This allows for a nearly invisible light experience that gives architects and lighting designers a possibility to present a room like they have never been able before. All the attention goes to the room, not to the glare.

**ZERO GLARE LENS**

The Pointer series is all about a revolutionary new lens that collimates the beam angle. This means that the beam will be reflected into an hourglass shape. The neck of the hourglass beam angle falls precisely through the opening of the downlight. The beam angle is here at its narrowest and therefore the light emitting surface of the Pointer downlights are only 8mm in diameter.

The lens also gives the possibility for an internal anti-glare ring. This makes for a cleaner design and ultra low UGR values. There is virtually no glare from Pointer downlights, and this gives an almost invisible light experience. The room is perfectly illuminated, but you can't see the light points. This gives a clean and relaxed effect in rooms that are equipped with Pointer downlights.

## Pointer Spot





Pointer 40, 375 Lm, 35°  
Sharp beam angle developed by  
Bartenbach where practically all of  
the light is within the beam.



Fluxe 75 800Lm 80°  
Standard downlight where  
a lot of the light spread all  
over the room.

## Downlights (small)



# High Voltage Flickerfree Dimming technology (HV-FD)

### FLICKER-FREE: NO STROBO-SCOPIC (FLICKER) EFFECTS

Surveys have linked light flicker to health problems. Even though flicker at these frequencies may not be visible to the naked eye, there is evidence to suggest that the human brain can detect light flicker at frequencies of up to 200Hz. Potential problems can include headaches, eye strain, impaired visual performance, or in extreme cases, epileptic seizures. While the best quality power supplies for low voltage luminaires have a flicker percentage of 1-3%, our High Voltage technology has a flicker percentage of only 0.4%.

### FLICKERFREE PATENTED DIMMING TO 0.1%

The minimum and maximum dimming levels are dependent on the quality of the dimmer. With a good quality dimmer, it is possible to achieve/attain a dimming range of 0.1 - 100% (see our dimmer list on pages 188-189). Even at the lowest levels of dimming, our technology is still lower than 2.4% flicker with a negligible flicker index.



The HV-FD technology is perfectly suited to replace Dali cabling with wireless controls, as well as being coupled to a building management system.

Dimming power	100%	75%	50%	25%	10%
Flicker percent	0.4%	2.4%	1.2%	1.4%	1.4%
Flicker index	< 0.01	< 0.01	< 0.01	< 0.01	< 0.01

### LOW INRUSH CURRENTS

While most power supplies have a high inrush current (e.g. >5 Amps), our high voltage solution has a maximum of 100 mA (incl. soft-start). With this low (almost negligible) inrush current, the number of luminaires per group, or per dimmer, is no longer determined by the inrush current but rather by the VA rating of that group or dimmer. E.g. a group protected by a B16 circuit breaker has an acceptable VA value of 3600VA. So this group can handle  $3600/10 = 360$  luminaires.

### 4KV SURGE PROTECTION

It is often necessary to protect the electronic components against high voltage spikes (surges) from the mains. These can be caused by switching inductive loads near the luminaires or by atmospheric discharges such as lightning strikes.


### EASY INSTALLATION

Each downlight is supplied with a 3-Pole connection box for screw-less looping of H03 or H05 cabling.



Example: looping of "low smoke" cable for public buildings

220-240V  
**LOOPING**



### HV-FD 800 LM (2200-3000K)

- Protection circuit against voltage peaks (4000V)
- 220-240V input
- Multi junction LEDs
- Highly reliable because there are mainly active electronic parts in the circuit
- Flicker control circuit
- IC to reduce flicker

### FLICKERFREE PERFECT FOR VIDEO SHOOTS

It's important to have little to no flicker effects when recording video, where the images are cut with several black lines and it is not possible to shoot the video properly.



### FLICKERFREE RCS PROOF

Our past experience has shown us that ripple control signals (RCS) sent over the electricity grid (e.g. for load switching or tariff switching), can cause an annoying flickering of the HV downlights. Our new patented Flicker-free dimmable (FD) technology is not affected by this kind of signal.

### WARM DIM VERSION AVAILABLE

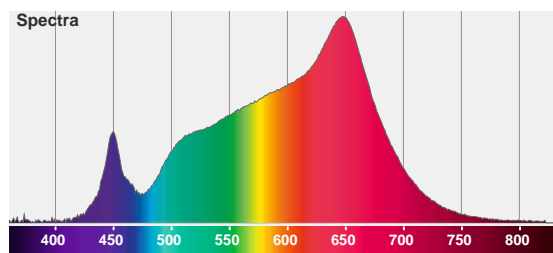
100%	brightness	3000K	
50%	brightness	2900K	
25%	brightness	2700K	
10%	brightness	2200K	

When dimming the light down, the light becomes warmer just like an incandescent lamp.



# Low Voltage technology (LV)

LV TECHNOLOGY

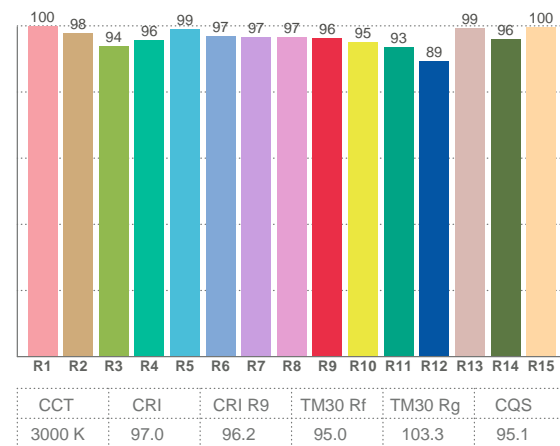


## HIGH EFFICIENT CRI 97\*

The new CRI standard is comparable to Sunlike and Xicato but with greater efficiency. The colourpoints of the LEDs stay on the black body line and are optimized according to the new TM30 standard where saturation, red value (R9) and skin tone colours are taken into account.

*\*Also available in CRI82 for highLM/W applications*

CRI: 97.0 (R1-R8)



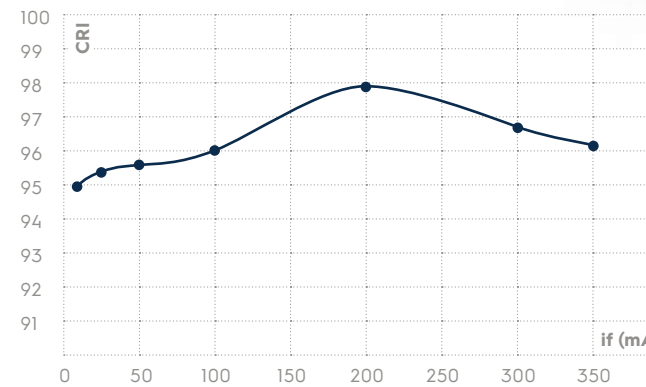
## DIM TO WARM 1800-3000K

Create the ideal ambiance for restaurants and other hospitality venues by dimming the LEDs with any kind of control.

100%	brightness	3000K	
50%	brightness	2650K	
25%	brightness	2200K	
10%	brightness	1800K	



## CRI VERSUS CURRENT



Over the entire dimming curve, the CRI stays very high.

## WIRELESS MESH NETWORK

As well as Bluetooth Low Energy, the Casambi technology provides a mesh network where the intelligence of the system is replicated in every node. This creates a system with no single point of failure. Such self-organizing, wireless mesh networks can control a large number of fixtures from any point. This also allows for firmware updates over a network, allowing any kind of changes to be made over-the-air. In this kind of fully distributed and symmetric architecture, any unit can go offline and catch up from the others when they return back online. The Casambi devices are smart on their own and only connect when needed. An Internet connection is not necessary for normal operation; it is only needed for user interface configurations to be sent or recalled from the cloud.



HIGH QUALITY  
STRADA  
CRI97

HIGH EFFICACY  
STRADA  
CRI82

59 11 2,  
98137

29

UKLTOA E



## Advanced HCL

- Best melanopic effectiveness with highest light quality (CRI, MacAdami)
- From candlelight (1.800K) to sky blue (16.000K) & RGB
- Worldwide patented
- Different models on request



PI²-LED®

Ask MIYO about the possibilities of applying HCL with our products.



# Daylight inside and outside

## Basic HCL

2700-6500K 2 channel



### HUMAN CENTRIC LIGHTING HIGH-END LIGHTING DESIGN SOLUTION

Natural light changes colour throughout the day - from a morning sunrise glow, to a bright midday sun, then to a rich warm sunset. We have the technology to change the colour of the artificial light in our homes.

The human biological clock is closely tied to the day/night cycle of the Earth - circadian rhythm, and is pivotal for our body's release of various hormones including melatonin that regulates sleep, and cortisol for healing. We know that light has a significant influence on the human biological clock and our health.

As much as technology can benefit us, it can also disrupt our natural biological clock. We have too little of the right type of light during the day, and too much of the wrong type of light at night. Exposure to televisions, LED lights, computer screens, and mobile devices that emit blue (cool) light at night can disrupt our biological clock, delaying the natural sleep pattern.



Control protocol: DALI-8

### RGB COLOURS

For mood-light or in combination with a glass-facade, generating Corporate Identity. The Blue-channel can be controlled separately to avoid unwanted activation during the night (night light).

### COLOUR CONSISTANCY

Highest accuracy of colour thanks to 100% calibration and temperature compensation. There will be no visible deviation from one luminaire to the other (MacAdam Step 1)

### BETTER SLEEP BASED ON RESEARCH

The body is activated at the right time but especially in the evening with the result of a better sleep behaviour. An average person in Europe spends 1-1,5hr in daylight and therefore is it most suitable for: Schools, offices, smart homes, retirement and nursing homes as well as hospitals. This lighting solutions focusses on the relationship between light and people and in the meantime it lights up your interior in the best possible way

### EASY CONTROL & FLICKER-FREE

The system can be controlled by Dali DT8 or Zigbee. Even in a dimmed situation it is completely flicker-free. And all of this fully automatically with the possibility of individual control!

**Bartenbach**  
lighting optics





# High CRI LEDs for quality light

HIGH CRI LEDs

## LED TYPES

LEDs can be supplied with different phosphor layers. The CRI82 LEDs are the most efficient types and are most commonly used, but for clothing stores or high-quality interiors we recommend the CRI97 LED types. Because the CRI97 uses multiple layers of phosphor, the

color rendering is almost perfect, although this is at the expense of efficiency. CRI90 is a nice mix of efficiency with acceptable color rendering. In the table below you will find a comparison of the different types



## High CRI LED options

	CCT	CRI	R9	Rf	Rg	Downlights small			Downlights large			Brand	Item code	
						mA	Lm	Lm/W	mA	Lm	mA			Lm
<b>CRI80</b>	2700K	82	5	83	94	350	1650	128	700	3400	1200	5300	Bridgelux ksf	51-4087-27
<b>CRI80</b>	3000K	82	7	86	95	350	1725	134	700	3575	1200	5550	Bridgelux ksf	51-4087-30
<b>CRI80</b>	4000K	82	18	84	96	350	1750	136	700	3650	1200	5800	Bridgelux ksf	51-4087-40
<b>CRI90</b>	2700K	92	67	88	104	350	1550	118	700	3150	1200	4700	Bridgelux ksf	51-4088-27
<b>CRI90</b>	3000K	92	67	92	99	350	1600	122	700	3250	1200	4850	Bridgelux ksf	51-4088-30
<b>CRI90</b>	4000K	92	78	92	100	350	1625	124	700	3300	1200	4925	Bridgelux ksf	51-4088-40
<b>CRI97</b>	2700K	97	93	96	103	350	1150	83	800	2300	1400	3425	Lumileds	50-3031-27
<b>CRI97</b>	3000K	97	96	95	103	350	1250	91	800	2500	1400	3750	Lumileds	50-3031-30
<b>CRI97</b>	4000K	97	96	95	103	350	1350	98	800	2700	1400	4050	Lumileds	50-3031-40

### Downlights (small) - Max. driver setting 350 mA



### Max. driver setting 500 mA



### Max. driver setting 650 mA




### Downlights (large) - Max. driver setting 1400 mA



### Max. driver setting 500 mA



### Trackspots - Max. driver setting . 800 mA



### Max. driver setting . 1400 mA



## PATENTED PHOSPHOR TECHNOLOGY


By using new patented phosphor types (KSF technology), enormous efficiency has been achieved, especially in the high CRI types. Illuxtron applies this new technology for all products in the product overview that you will find on this page, both for the standard CRI82 and for the CRI90 types which are available on request.

NEW PATENTED  
KSF PHOSPHOR  
TECHNOLOGY



WHERE QUALITY  
AND EFFICIENCY  
MEET EACH OTHER





### ILLUXTRON'S 2-CHANNEL LED PANELS ARE PERFECT FOR HCL

Nowadays it is very easy to create a Human Centric Lighting system without the need of complicated Dali equipment. The LED panels and downlights made by Illuxtron

can be equipped with a 2 channel Eldoled / Casambi driver of 2x25W. An essential part of the HCL principle is to double or triple the normal light output between 9 and 10 o'clock and our panels with a lumen output of about 7000Lm are perfectly suited for this.

The proven advantages of HCL are:

- Being able to sleep better at night (fewer diseases and reduces depression)
- Better memory and concentration, fewer errors
- Being more creative
- Special HCL cycle for working during the night
- Reduces ADHD
- Better sports achievements

Just download the free Casambi app and you are ready to go.

### OPTICAL SYSTEM

In order to meet the anti-glare standards, a combination of lens and diffuser technology has been developed by the Illuxtron team. In addition to the standard wide beam, narrower beams are also available on request and even an asymmetric version.

### SUSTAINABILITY

At the end of its life, the LED technology can be easily renewed so that a warranty can be issued again. This only works for larger quantities and in consultation with our sales department.

### HIGH QUALITY FIXTURE

The metal fixture construction is manufactured in Europe in fully automated production lines. This results in extremely low material tolerances and prevents defects. Our fixtures are sprayed with a Dupont epoxy powder coating which ensures that even after prolonged use there is no visible discolouring.

### HEAT DISSIPATION


You would want the panel to still produce sufficient light after years of use. Due to their positioning in the back of the housing, the LEDs are optimally cooled and even after 70,000 operating hours you will notice no difference in light output. So if you want an installation that is problem free for many years, a "back lighting" solution is your choice.

# HCL LED panels

### Features and benefits

- The LEDs are optimally placed in the luminaire, which guarantees a longer lifespan
- The diffusers have been designed to ensure UGR values of less than 19 (max. 3950 Lm)
- Guaranteed colour consistency due to 3-Step MacAdam
- Excellent dimming performance to 10%
- IP44 rating
- LED panel 1195x295 available on request





Cortina 2L  
3500Lm (27.1W)



183 Lux

CAC3 Cortina 2L	UGR	1.50 m	Lx/W
700mA 3500Lm (27.1W)	18.5	183 Lx	6,75
1050mA 5050Lm (41.8W)	19.8	264 Lx	6.31




Linessa 2L  
3300Lm (23.8W)

Bartenbach 'Dark Light' Technology

No glare


39% more efficient vs LED panel

78% more efficient vs 4x18W TL



256 Lux

3DC3 Linessa 2L	UGR	1.50 m	Lx/W
500mA 3300Lm (23.8W)	13.8	256 Lx	10,75
700mA 4550Lm (33.6W)	14.9	352 Lx	10,47



Each Aviora Reflector has 920 different facets for optimum beam control.

# Linessa

## Excellent office lighting

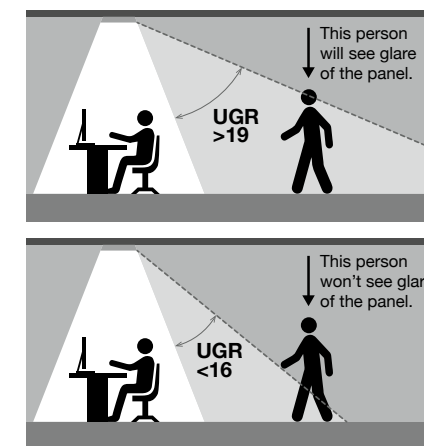
LINESSA

### SUSTAINABILITY

Less is more. Or in the case of Linessa: Making technical innovation affordable by clever product design. The end result is a lighting panel that only has 7 parts and no glue, screws or tape. Linessa has a very minimalist design. At the end of life it is very easy to take the product apart or implement a new LED module. In this scenario we minimize the waste of materials, keeping it as low as possible. Compare this to hazardous fluorescent lamps that need to be replaced frequently.

### BARTENBACH DARKLIGHT TECHNOLOGY - UGR11

Normal diffuser panels distribute light in all directions and create a lot of glare. The Bartenbach Institute helped us to develop special reflector cups that ensure all of the light is reflected in ways that you need. Less glare in an office means less mistakes, less headaches and greater wellbeing for your employees.



### BEST IN CLASS LUX/WATT

The normal amount of lux for an office desk is around 500Lux. With the Linessa series this can be achieved with less energy. Compared to a normal diffuser LED panel of 25-40W it saves 25-40%.  
\* If compared to a 4x18W fluorescent luminaire with 84W, it saves an incredible 78%.

### NO MULTI SHADOWS

As soon as you try to focus light onto an object with multiple reflectors there will be an annoying multi shadow effect. By using 10 times more reflector cups than normal this effect will disappear.

### LESS LIGHT PRESSURE


Existing LED reflector technology panels have low glare, but were uncomfortable to work under. By adding more reflector cups we managed to achieve the best comfort available in any LED panel on the market. The pressure from the LEDs is divided by an enormous amount of LEDs.

### BESPOKE VERSIONS

The metal plate can be easily changed to different dimensions. It is even possible to integrate a sensor into the plate or air sleeves for ventilation.




Linessa 2L 595x595 with integrated Helvar ActiveAhead sensor available through MIYO.



### Features and benefits

- Application of Bartenbach's special Dark Light Technology with ultra-low UGR rating.
- Ideal for office applications
- Extremely low wattage for necessary lux level




# Linessa Air

## Lighting with integrated ventilation

A unique combination of both lighting product and a ventilation system, which results in a clean ceiling design. OrangeClimate and Illuxtron International collaborated in such a way that both their best products fit seamlessly together.

### Features and benefits

- Comfortable Airflow
- Suitable for every system
- No irritating glare
- Highest Lumen / Watt
- Homogeneous light pattern
- Designed and produced in the Netherlands
- Patented design
- 7 years warranty



### APPLICATION EXAMPLE

The ventilation can be spread over additional units to avoid an unwanted airflow. Each luminaire can either be used for blowing air in the room or to let the air escape from the room.



Before, with separate air ventilation and lighting



After, with Linessa Air and integrated ventilation.



# TCI

Reliable compact driver range

### MULTI CURRENT OPTION

By manually changing the dipswitch settings on the driver it is possible to lower current to the LEDs. This can be used if you want to extend the lifetime of the system or in case the light is too bright.

### VIDEO/PHOTO PROOF

Lighting with a low flicker index is essential in areas where photo and film cameras are used. Flickering light has a negative effect on the quality of pictures and film footage.

### POWER-SURGE PROTECTION

Most TCI drivers are protected against power surges of up to 4 kV. This is considerably above the 1 kV norm. Many LEDs are protected up to 500 V. The surge protection in TCI drivers results in an extremely low defect percentage of 0.2%.

### SAFETY AND SECURITY

- Protected against power surges in the electricity network
- Protected against extreme heat
- Protected against overload

### RIPPLE FREE

TCI LED drivers are fitted with a multi-stage circuit to provide the LEDs with a perfect current (pure direct current). Low-quality drivers with a high ripple factor can cause health problems including headache, eye strain, impaired vision or, in extreme cases, even epileptic seizure.

# Main power supply units



### Features and benefits

- Surge protection up to 4 kV
- Various dimming options (1-10 V & Push, DALI, Triac, Casambi)
- Multiple currents through Dip-Switch settings
- Low operating temperature
- Maximum heat-sink temperature remains below 70°C
- Can be connected to a central battery system 220-240V DC
- Manufactured in Europe
- ENEC/EMC compliant
- Strain relief in accordance with European safety standards
- Active power-factor correction
- Highest-quality (A-brand) electronic components



# eldoLED

Used by high-end lighting designers

### HYBRID DIMMING

eldoLED uses a technology called Hybrid Hydra Drive, an advanced type of hybrid dimming that varies the LED current, duty cycle and frequency on a small current range. This offers the best dimming regulation at deep dimming levels, high frequency operation (mixing frequencies between 1KHz and 20KHz), low noise generation, reduced colour shift during dimming and no flicker.

### LIGHTSHAPE COLOR SCIENCE

eldoLED LightShape technology takes the complexity out of dynamic white lighting and enables the creation of dynamic white lighting with standard controls, standard drivers and standard LED modules. LightShape lets you set up a smart relationship between the control input and LED outputs, enabling lighting applications such as "Dim to Warm" and "Tuneable White" using standard controls.

### WIRELESS TUNABLE WHITE CONTROL

eldoLED offers wireless lighting controls and Bluetooth low energy beaconing from a compact radio. eldoLED's BLE radio's LEDcode2 connection allows for easy, two wire digital integration with most eldoLED drivers. Combined with a digital luminaire system this provides the perfect combination of drive technology and wireless control.

### APPLICATIONS WHERE FLICKER CAN BE AN ISSUE



Offices



Industrial spaces



Hospitals



Classrooms

### EXTREMELY LOW FLICKER

eldoLED believes the IEEE-P1789 standard and the diagram associated with it are great tools to compare drivers with respect to flicker. We suggest the following for the specification of LED drivers, which is considered the recommended practice:

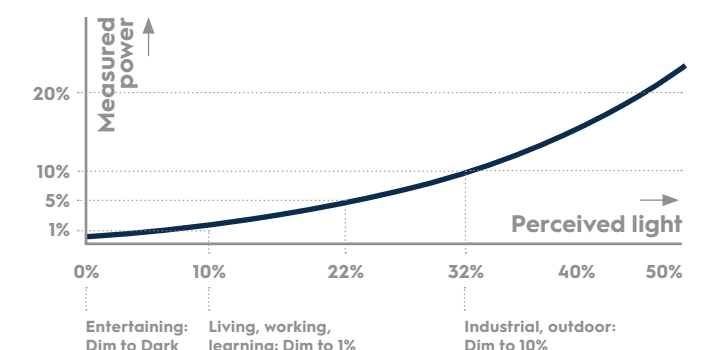
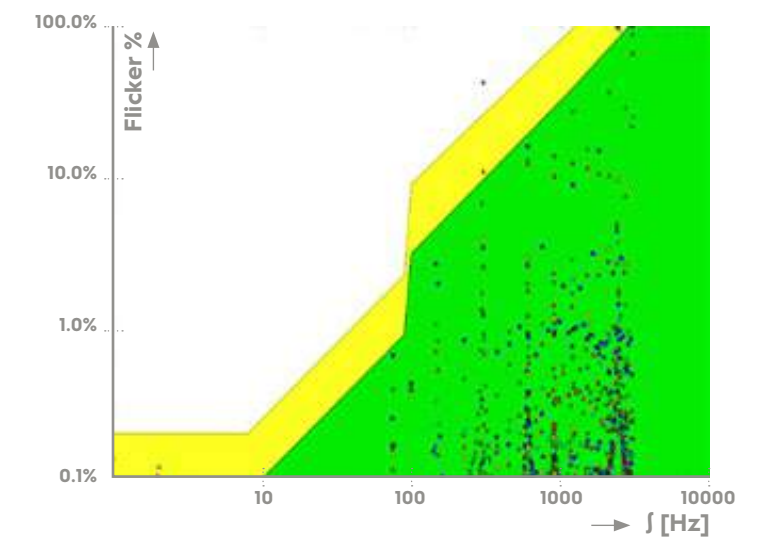
"LED drivers shall conform to IEEE-P1789 standards. Systems that do not meet IEEE-P1789 will not be considered."

### SMOOTH DEEP DIMMING

In order to come close to what we as human beings perceive as Natural Dimming, high-quality LED lighting should:

- be able to dim to dark
- have no flicker\* even when increasing or decreasing brightness
- allow smooth changes in brightness
- have adaptable dimming curves
- allow you to set a minimum dimming level
- feature dynamic behaviour

\*eldoLED follows the recommended practice brought forward by the IEEE-1789 to mitigate flicker-induced health risks to viewers.



# Sensor technology

## MOTION DETECTOR

Our luminaires with integrated motion detectors are best installed in smaller spaces that require a single light source, such as toilets and corridors. The luminaire is independently controlled and therefore cannot be used in a 'master/slave' combination.

## COMPLEX SOFTWARE

Whether a sensor that is integrated into a luminaire functions well, depends on temperature differences within electronic circuits, harmonic interference, power surges, and inrush current from other devices, to name just a few possibilities. All these factors have been taken into account by the complex software, ensuring that the sensor functions correctly.

## QUAD PIR SENSOR

Both the sensor and lens are manufactured of advanced electronic materials. The sensor is a Quad type, which is used exclusively in spaces where sensitivity and reliability are essential.

## INSTALLATION APPLICATIONS

Sensor-fitted luminaires can be installed in toilets, corridors, storage spaces, garages, barns, and under front- or back-door canopies or glass awnings.

## Features and benefits

- Luminaires with integrated (PIR) motion sensors
- Reliable under all conditions

Illuxtron downlights can be assembled using different kinds of springs. The three different versions are CS, WS and GS. The datasheet will explain which type of ceiling material you can use with each spring.

## CS SPRINGS (CONCRETE SPRINGS)


CS springs (except Pointer series) can be used in almost any type of ceiling. Support plates should definitely be used when mounting big downlights in soft mineral ceilings. The spring's slightly bent edge prevents the ceiling material from getting damaged. We recommend making the hole in the ceiling material 10 mm wider than the specified cutout diameter (assuming this doesn't exceed the maximum diameter).



# Installation: Springs

## WS SPRINGS (WIRE SPRINGS)

WS springs are traditional springs that are eminently suited for soft ceiling tiles in combination with support plates (that cannot be taken out of the ceiling). WS springs are not suitable for concrete ceilings and soft ceiling tiles without support plates.



## GS SPRINGS (GYPROC SPRINGS)

GS springs are ideally suited for quick mounting in hard ceiling tiles without support plates. GS springs do normally come with (larger) Linea luminaires only. Turning the luminaire anti-clockwise fixes it extra tightly in the tile.








**THE NEW SIGNATURE IN ARCHITECTURAL LIGHTING**

Let's say you walk into a room that is perfectly lit, but you don't see any light points. That is the new signature in architectural lighting, and it starts with the Illuxtron Pointer Series. 3 new downlights that have unique lenses with zero glare. The light emitting surface is only 8mm in diameter, but still produces between 350 and 650 lumens. This allows for a nearly invisible light experience that gives architects and lighting designers a possibility to present a room like they have never been able before. All the attention goes to the room, not to the glare.



Pointer 68 Fix with correction ring. See page 172 for more information.

POINTER



Highlighting every element of your design with precision

SERIES

ILLUXTRON



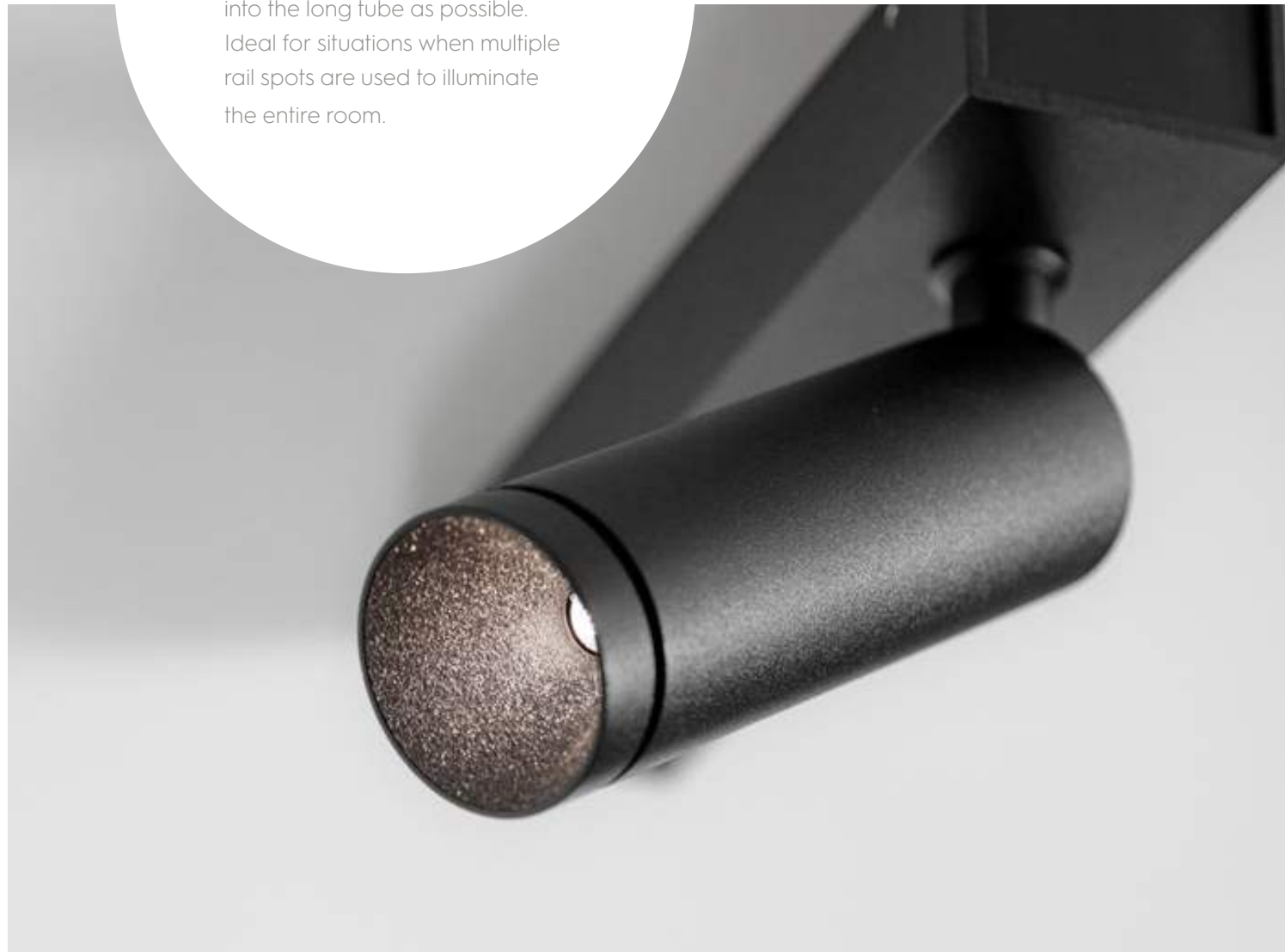
51



The integrated driver makes sure that the track can be connected directly to the mains


**REDUCED  
GLARE (<UGR10)**

To reduce glare, the Pointer Spot's small light hole is recessed as far into the long tube as possible. Ideal for situations when multiple rail spots are used to illuminate the entire room.



Extreme flat drivers are integrated in the base of the luminaire

POINTER



SERIES

55

ILLUXTRON

See page 20

**Bartenbach**  
lighting optics



Ø 47 mm

**COLOURS**



Matt white  
RAL 9016 (XX=MW)

Matt black  
RAL 9005 (XX=BL)

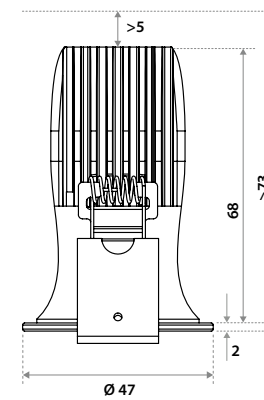
**SPRINGS**



Standard with WS springs (gyproc/metal).  
Also available as above with CS springs (concrete)

# Pointer 40 (Gen2)

**DIMENSIONS**




**Incl. PSU (100-240V)**

PSU KGP CC6W500CGA26 No dim 80x22x21 mm  
PSU TCI 127042 Triac dim 102x38x21 mm  
(Only for wire spring, watch out for small rim)  
Cable 150 mm



**Incl. conn.box (500mA)\***

For installation to a central power supply.



**SPECIFICATIONS**

Beam angle (FWHM)	35° (45° FWTM) / 60° (80° FWTM)
Fixture material	Housing: Die cast aluminium
Environment	Indoor
IP rate	IP20 / IP44
IK rate	IK10
Operating temperature (Ta)	-20°C / +45°C
Safety marks	EN60598 / EN62031 / EN62471
EMC compliance	EN55015
Colour consistency (SDCM)	MacAdam step 3
Warranty	7 years

This luminaire contains built-in LED lamps.  
There are no exchangeable parts inside the luminaire.  
EU 874/2012  
\*See page 174 for more information about power supplies.



**Using WS springs:** Ø 40 mm.  
Thickness ceiling 1-25 mm  
& recess depth 73 mm.



**Using CS springs:** Ø 40 mm.  
Thickness ceiling 5-73 mm  
& recess depth 73 mm.

Only when the product is installed in a closed ceiling may it be exposed to water splashes, and only on its front side.



**ITEM SPECIFICATIONS** See pricelist 2025 page 8

Description	Item code	Input	Vf	W per lamp	Lm/W	CRI (typ.)	UGR	Pf	Safety class
Pointer 40 LV 35° 350Lm 2700K Triac dim	0N2703XXWN13	100-240V	x	6.6	53	82	7.4	0.96	II
Pointer 40 LV 35° 375Lm 3000K Triac dim	0N2703XXWP13	100-240V	x	6.6	57	82	7.6	0.96	II
Pointer 40 LV 35° 400Lm 4000K Triac dim	0N2703XXWQ13	100-240V	x	6.6	61	82	7.9	0.96	II
Pointer 40 LV 60° 400Lm 2700K Triac dim	0N2703XXWR13	100-240V	x	6.6	61	82	17.8	0.96	II
Pointer 40 LV 60° 425Lm 3000K Triac dim	0N2703XXWS13	100-240V	x	6.6	64	82	18.0	0.96	II
Pointer 40 LV 60° 450Lm 4000K Triac dim	0N2703XXWT13	100-240V	x	6.6	68	82	18.2	0.96	II
Pointer 40 LVC 500mA 35° 350Lm 2700K	0N2703XXWN11	500mA	11.4	5.7	61	82	7.4	x	III
Pointer 40 LVC 500mA 35° 375Lm 3000K	0N2703XXWP11	500mA	11.4	5.7	66	82	7.6	x	III
Pointer 40 LVC 500mA 35° 400Lm 4000K	0N2703XXWQ11	500mA	11.4	5.7	70	82	7.9	x	III
Pointer 40 LVC 500mA 60° 400Lm 2700K	0N2703XXWR11	500mA	11.4	5.7	70	82	17.8	x	III
Pointer 40 LVC 500mA 60° 425Lm 3000K	0N2703XXWS11	500mA	11.4	5.7	75	82	18.0	x	III
Pointer 40 LVC 500mA 60° 450Lm 4000K	0N2703XXWT11	500mA	11.4	5.7	79	82	18.2	x	III

All values are measured at 230V (+/- 7%).





POINTER 68 FIX

ø 80 mm

**COLOURS**



Matt white  
RAL 9016 (XX=MW)

Matt black  
RAL 9005 (XX=BL)

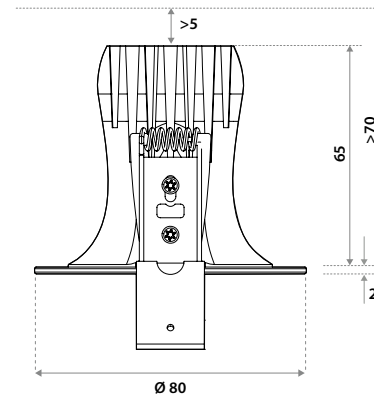
**SPRINGS**



Standard with WS springs (gyproc/metal).  
Also available as above with CS springs (concrete)

# Pointer 68 fix (Gen2)

**DIMENSIONS**




**Incl. PSU (220-240V)**

- PSU TCI 127046 Triac dim 102x38x21 mm
- PSU TCI 125400 1-10V & Push 102x38x21 mm
- PSU TCI 127576 Dali 147x44x22 mm



**Incl. conn.box (700mA)\***

For installation to a central power supply.



**SPECIFICATIONS**

Beam angle (FWHM)	35° (45° FWTM) / 60° (80° FWTM)
Fixture material	Housing: Die cast aluminium
Environment	Indoor
IP rate	IP20 / IP44
IK rate	IK10
Operating temperature (Ta)	-20°C / +45°C
Safety marks	EN60598 / EN62031 / EN62471
EMC compliance	EN55015
Colour consistency (SDCM)	MacAdam step 3
Warranty	7 years

This luminaire contains built-in LED lamps.  
There are no exchangeable parts inside the luminaire.  
EU 874/2012  
\*See page 174 for more information about power supplies.



Using WS springs: ø 68-75 mm.  
Thickness ceiling 1-30 mm  
& recess depth 70 mm.



Using CS springs: ø 68-75 mm.  
Thickness ceiling 5-70 mm  
& recess depth 70 mm.

Only when the product is installed in a closed ceiling may it be exposed to water splashes, and only on its front side.



**ITEM SPECIFICATIONS** See pricelist 2025 page 8

Description	Item code	Input	Vf	W per lamp	Lm/W	CRI (typ.)	UGR	Pf	Safety class
Pointer 68 fix LV 35° 500Lm 2700K Triac dim	OP2803XXWU13	220-240V	x	9.2	54	82	7.2	0.96	II
Pointer 68 fix LV 35° 525Lm 3000K Triac dim	OP2803XXWV13	220-240V	x	9.2	57	82	7.3	0.96	II
Pointer 68 fix LV 35° 550Lm 4000K Triac dim	OP2803XXWY13	220-240V	x	9.2	60	82	7.5	0.96	II
Pointer 68 fix LV 60° 550Lm 2700K Triac dim	OP2803XXWX13	220-240V	x	9.2	60	82	17.5	0.96	II
Pointer 68 fix LV 60° 600Lm 3000K Triac dim	OP2803XXWY13	220-240V	x	9.2	65	82	17.8	0.96	II
Pointer 68 fix LV 60° 650Lm 4000K Triac dim	OP2803XXWZ13	220-240V	x	9.2	71	82	18.0	0.96	II
Pointer 68 fix LV 35° 500Lm 2700K 1-10V & Push	OP2803XXXU13	220-240V	x	9.2	54	82	7.2	0.95	II
Pointer 68 fix LV 35° 525Lm 3000K 1-10V & Push	OP2803XXXV13	220-240V	x	9.2	57	82	7.3	0.95	II
Pointer 68 fix LV 35° 550Lm 4000K 1-10V & Push	OP2803XXXW13	220-240V	x	9.2	60	82	7.5	0.95	II
Pointer 68 fix LV 60° 550Lm 2700K 1-10V & Push	OP2803XXXU13	220-240V	x	9.2	60	82	17.5	0.95	II
Pointer 68 fix LV 60° 600Lm 3000K 1-10V & Push	OP2803XXXV13	220-240V	x	9.2	65	82	17.8	0.95	II
Pointer 68 fix LV 60° 650Lm 4000K 1-10V & Push	OP2803XXXW13	220-240V	x	9.2	71	82	18.0	0.95	II
Pointer 68 fix LV 35° 500Lm 2700K Dali	OP2803XXW013	220-240V	x	9.2	54	82	7.2	0.95	II
Pointer 68 fix LV 35° 525Lm 3000K Dali	OP2803XXW113	220-240V	x	9.2	57	82	7.3	0.95	II
Pointer 68 fix LV 35° 550Lm 4000K Dali	OP2803XXW213	220-240V	x	9.2	60	82	7.5	0.95	II
Pointer 68 fix LV 60° 550Lm 2700K Dali	OP2803XXW313	220-240V	x	9.2	60	82	17.5	0.95	II
Pointer 68 fix LV 60° 600Lm 3000K Dali	OP2803XXW413	220-240V	x	9.2	65	82	17.8	0.95	II
Pointer 68 fix LV 60° 650Lm 4000K Dali	OP2803XXW513	220-240V	x	9.2	71	82	18.0	0.95	II
Pointer 68 fix LVC 700mA 35° 500Lm 2700K Dim	OP2803XXWU11	700mA	11.5	8.0	63	82	7.2	x	III
Pointer 68 fix LVC 700mA 35° 525Lm 3000K Dim	OP2803XXWV11	700mA	11.5	8.0	66	82	7.3	x	III
Pointer 68 fix LVC 700mA 35° 550Lm 4000K Dim	OP2803XXWY11	700mA	11.5	8.0	69	82	7.5	x	III
Pointer 68 fix LVC 700mA 60° 550Lm 2700K Dim	OP2803XXWX11	700mA	11.5	8.0	69	82	17.5	x	III
Pointer 68 fix LVC 700mA 60° 600Lm 3000K Dim	OP2803XXWY11	700mA	11.5	8.0	75	82	17.8	x	III
Pointer 68 fix LVC 700mA 60° 650Lm 4000K Dim	OP2803XXWZ11	700mA	11.5	8.0	81	82	18.0	x	III

All values are measured at 230V (+/- 7%).



NEW

**Bartenbach**  
lighting optics



Ø 80 mm

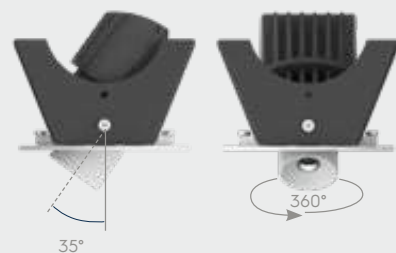
**COLOURS**



Matt white  
RAL 9016 (XX=MW)

Matt black  
RAL 9005 (XX=BL)

**ADJUSTMENT OPTIONS**



35°

360°

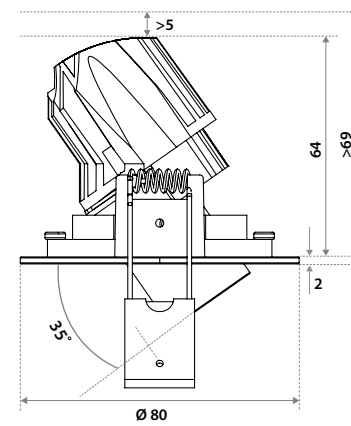
**SPRINGS**



Standard with WS springs  
(gyproc/metal). Also  
available as above with  
CS springs (concrete)

# Pointer Spot 68 adj

**DIMENSIONS**




**Incl. PSU (220-240V)**

PSU TCI 127042 Triac dim	102x38x21 mm
PSU TCI 125400 1-10V & Push	102x38x21 mm
PSU TCI 127576 Dali	147x44x22 mm



**Incl. conn.box (500mA)\***

For installation to a central power supply.



**SPECIFICATIONS**

Beam angle (FWHM)	35° (45° FWTM) / 60° (80° FWTM)
Fixture material	Housing: Die cast aluminium
Environment	Indoor
IP rate	IP20
IK rate	IK10
Operating temperature (Ta)	-20°C / +45°C
Safety marks	EN60598 / EN62031 / EN62471
EMC compliance	EN55015
Colour consistency (SDCM)	MacAdam step 3
Warranty	7 years

This luminaire contains built-in LED lamps.

There are no exchangeable parts inside the luminaire.

EU 874/2012

\*See page 174 for more information about power supplies.



Using WS springs: Ø 68-75 mm.  
Thickness ceiling 1-15 mm  
& recess depth 69 mm.



Using CS springs: Ø 68-75 mm.  
Thickness ceiling 5-69 mm  
& recess depth 69 mm.




**ITEM SPECIFICATIONS** See pricelist 2025 page 9

Description	Item code	Input	Vf	W per lamp	Lm/W	CRI (typ.)	UGR	Pf	Safety class
Pointer Spot 68 adj LV 35° 350Lm 2700K Triac dim	0Q2703XXWN13	220-240V	x	6.6	53	82	6.7	0.96	II
Pointer Spot 68 adj LV 35° 375Lm 3000K Triac dim	0Q2703XXWP13	220-240V	x	6.6	57	82	6.9	0.96	II
Pointer Spot 68 adj LV 35° 400Lm 4000K Triac dim	0Q2703XXWQ13	220-240V	x	6.6	61	82	7.2	0.96	II
Pointer Spot 68 adj LV 60° 400Lm 2700K Triac dim	0Q2703XXWR13	220-240V	x	6.6	61	82	17.1	0.96	II
Pointer Spot 68 adj LV 60° 425Lm 3000K Triac dim	0Q2703XXWS13	220-240V	x	6.6	64	82	17.3	0.96	II
Pointer Spot 68 adj LV 60° 450Lm 4000K Triac dim	0Q2703XXWT13	220-240V	x	6.6	68	82	17.5	0.96	II
Pointer Spot 68 adj LV 35° 350Lm 2700K 1-10V & Push	0Q2703XXG13	220-240V	x	6.6	53	82	6.7	0.6	II
Pointer Spot 68 adj LV 35° 375Lm 3000K 1-10V & Push	0Q2703XXH13	220-240V	x	6.6	57	82	6.9	0.6	II
Pointer Spot 68 adj LV 35° 400Lm 4000K 1-10V & Push	0Q2703XXI13	220-240V	x	6.6	61	82	7.2	0.6	II
Pointer Spot 68 adj LV 60° 400Lm 2700K 1-10V & Push	0Q2703XXXK13	220-240V	x	6.6	61	82	17.1	0.6	II
Pointer Spot 68 adj LV 60° 425Lm 3000K 1-10V & Push	0Q2703XXXL13	220-240V	x	6.6	64	82	17.3	0.6	II
Pointer Spot 68 adj LV 60° 450Lm 4000K 1-10V & Push	0Q2703XXXM13	220-240V	x	6.6	68	82	17.5	0.6	II
Pointer Spot 68 adj LV 35° 350Lm 2700K Dali	0Q2703XXW013	220-240V	x	6.6	53	82	6.7	0.6	II
Pointer Spot 68 adj LV 35° 375Lm 3000K Dali	0Q2703XXW113	220-240V	x	6.6	57	82	6.9	0.6	II
Pointer Spot 68 adj LV 35° 400Lm 4000K Dali	0Q2703XXW213	220-240V	x	6.6	61	82	7.2	0.6	II
Pointer Spot 68 adj LV 60° 400Lm 2700K Dali	0Q2703XXW313	220-240V	x	6.6	61	82	17.1	0.6	II
Pointer Spot 68 adj LV 60° 425Lm 3000K Dali	0Q2703XXW413	220-240V	x	6.6	64	82	17.3	0.6	II
Pointer Spot 68 adj LV 60° 450Lm 4000K Dali	0Q2703XXW513	220-240V	x	6.6	68	82	17.5	0.6	II
Pointer Spot 68 adj LVC 500mA 35° 350Lm 2700K Dim	0Q2703XXWN11	500mA	11.4	5.7	61	82	6.7	x	III
Pointer Spot 68 adj LVC 500mA 35° 375Lm 3000K Dim	0Q2703XXWP11	500mA	11.4	5.7	66	82	6.9	x	III
Pointer Spot 68 adj LVC 500mA 35° 400Lm 4000K Dim	0Q2703XXWQ11	500mA	11.4	5.7	70	82	7.2	x	III
Pointer Spot 68 adj LVC 500mA 60° 400Lm 2700K Dim	0Q2703XXWR11	500mA	11.4	5.7	70	82	17.1	x	III
Pointer Spot 68 adj LVC 500mA 60° 425Lm 3000K Dim	0Q2703XXWS11	500mA	11.4	5.7	75	82	17.3	x	III
Pointer Spot 68 adj LVC 500mA 60° 450Lm 4000K Dim	0Q2703XXWT11	500mA	11.4	5.7	79	82	17.5	x	III

All values are measured at 230V (+/- 7%).





**Bartenbach**  
lighting optics

NEW

Ø 40 mm

**POINTER SPOT OPTIONS** See pricelist 2025 page 8-9



Pointer Spot SM 1L  
240 x 50 x 32

Pointer Spot SM 2L  
303x50x32

Pointer Spot WL

**COLOURS** See page 66-67 for more info.



Matt white RAL 9016

Matt black RAL 9005

XX=61

XX=63

XX=62

XX=65

XX=71

XX=74

XX=72

XX=76

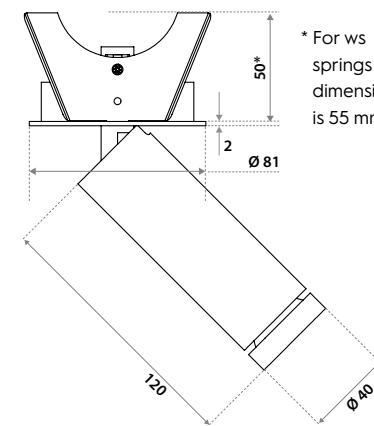
**SPRINGS**



Standard with CS springs (concrete/gyproc). Also available as above with WS springs (gyproc/metal).

# Pointer Spot 75 (adjustable)

**DIMENSIONS**




**Incl. PSU (220-240V)**

PSU TCI 127042 Triac dim	102x38x21 mm
PSU TCI 125400 1-10V & Push	102x38x21 mm
PSU TCI 127576 Dali	147x44x22 mm



**Incl. conn.box (500mA)\***

For installation to a central power supply.



**SPECIFICATIONS**

Beam angle (FWHM)	35° (45° FWTM) / 60° (80° FWTM)
Fixture material	Housing: Die cast aluminium
Environment	Indoor
IP rate	IP20
IK rate	IK10
Operating temperature (Ta)	-20°C / +45°C
Safety marks	EN60598 / EN62031 / EN62471
EMC compliance	EN55015
Colour consistency (SDCM)	MacAdam step 3
Warranty	7 years

This luminaire contains built-in LED lamps.

There are no exchangeable parts inside the luminaire.

EU 874/2012

\*See page 174 for more information about power supplies.



Using CS springs: Ø 75 mm.  
Thickness ceiling 5-60 mm  
& recess depth 60 mm.



Using WS springs: Ø 77 mm.  
Thickness ceiling 1-55 mm  
& recess depth 60 mm.



**ITEM SPECIFICATIONS** See pricelist 2025 page 10-13

Description	Item code	Input	Vf	W per lamp	Lm/W	CRI (typ.)	UGR	Pf	Safety class
Pointer Spot 75 LV 35° 500Lm 2700K Triac dim	0T2703XXLG02	220-240V	x	9,2	54	82	9,8	0,96	II
Pointer Spot 75 LV 35° 525Lm 3000K Triac dim	0T2703XXLH02	220-240V	x	9,2	57	82	9,9	0,96	II
Pointer Spot 75 LV 35° 550Lm 4000K Triac dim	0T2703XXLJ02	220-240V	x	9,2	60	82	10,1	0,96	II
Pointer Spot 75 LV 60° 550Lm 2700K Triac dim	0T2703XXLK02	220-240V	x	9,2	60	82	20	0,96	II
Pointer Spot 75 LV 60° 600Lm 3000K Triac dim	0T2703XXLL02	220-240V	x	9,2	65	82	20,3	0,96	II
Pointer Spot 75 LV 60° 650Lm 4000K Triac dim	0T2703XXLM02	220-240V	x	9,2	71	82	20,6	0,96	II
Pointer Spot 75 LV 35° 500Lm 2700K 1-10V & Push	0T2703XXWG02	220-240V	x	9,2	54	82	9,8	0,95	II
Pointer Spot 75 LV 35° 525Lm 3000K 1-10V & Push	0T2703XXWH02	220-240V	x	9,2	57	82	9,9	0,95	II
Pointer Spot 75 LV 35° 550Lm 4000K 1-10V & Push	0T2703XXWJ02	220-240V	x	9,2	60	82	10,1	0,95	II
Pointer Spot 75 LV 60° 550Lm 2700K 1-10V & Push	0T2703XXWK02	220-240V	x	9,2	60	82	20	0,95	II
Pointer Spot 75 LV 60° 600Lm 3000K 1-10V & Push	0T2703XXWL02	220-240V	x	9,2	65	82	20,3	0,95	II
Pointer Spot 75 LV 60° 650Lm 4000K 1-10V & Push	0T2703XXWM02	220-240V	x	9,2	71	82	20,6	0,95	II
Pointer Spot 75 LV 35° 500Lm 2700K Dali	0T2703XXL002	220-240V	x	9,2	54	82	9,8	0,95	II
Pointer Spot 75 LV 35° 525Lm 3000K Dali	0T2703XXL102	220-240V	x	9,2	57	82	9,9	0,95	II
Pointer Spot 75 LV 35° 550Lm 4000K Dali	0T2703XXL202	220-240V	x	9,2	60	82	10,1	0,95	II
Pointer Spot 75 LV 60° 550Lm 2700K Dali	0T2703XXL302	220-240V	x	9,2	60	82	20	0,95	II
Pointer Spot 75 LV 60° 600Lm 3000K Dali	0T2703XXL402	220-240V	x	9,2	65	82	20,3	0,95	II
Pointer Spot 75 LV 60° 650Lm 4000K Dali	0T2703XXL502	220-240V	x	9,2	71	82	20,6	0,95	II
Pointer Spot 75 LVC 700mA 35° 500Lm 2700K Dim	0T2703XXLGE2	700mA	11,4	8	63	82	9,8	x	III
Pointer Spot 75 LVC 700mA 35° 525Lm 3000K Dim	0T2703XXLHE2	700mA	11,4	8	66	82	9,9	x	III
Pointer Spot 75 LVC 700mA 35° 550Lm 4000K Dim	0T2703XXLJE2	700mA	11,4	8	69	82	10,1	x	III
Pointer Spot 75 LVC 700mA 60° 550Lm 2700K Dim	0T2703XXLKE2	700mA	11,4	8	69	82	20	x	III
Pointer Spot 75 LVC 700mA 60° 600Lm 3000K Dim	0T2703XXLLE2	700mA	11,4	8	75	82	20,3	x	III
Pointer Spot 75 LVC 700mA 60° 650Lm 4000K Dim	0T2703XXLME2	700mA	11,4	8	81	82	20,6	x	III

LV versions also available with No dim. Check our datasheets, pricelist or website for all available versions

All values are measured at 230V (+/- 7%).





POINTER SERIES

NEW

**Bartenbach**  
lighting optics



ø 48 mm

**POINTER SPOT OPTIONS** See pricelist 2025 page 8-9



Pointer Spot Pendant 3F

Pointer Spot Pendant 48V

Pointer Spot Pendant SM

**COLOURS** See page 66-67 for more info.

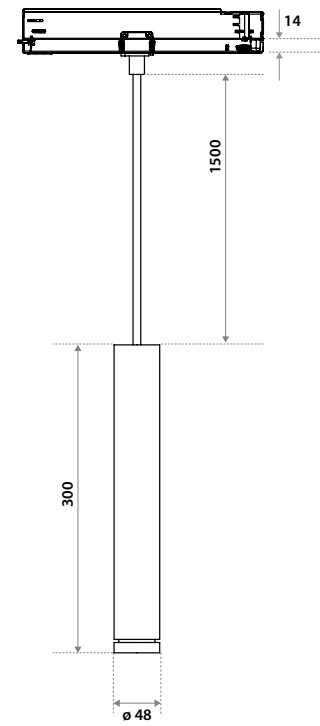


Pointer Spot Track 3F

Pointer Spot Track 48V

# Pointer Spot Pendant 3F

**DIMENSIONS**



**TRACKS 230V & 48V**

On request! Ask our sales department about the possibilities.



**SPECIFICATIONS**

Beam angle (FWHM)	35° (45° FWTM) / 60° (80° FWTM)
Fixture material	Housing: Die cast aluminium
Environment	Indoor
IP rate	IP20
IK rate	IK10
Operating temperature (Ta)	-20°C / +45°C
Safety marks	EN60598 / EN62031 / EN62471
EMC compliance	EN55015
Colour consistency (SDCM)	MacAdam step 3
Warranty	7 years

This luminaire contains built-in LED lamps.  
There are no exchangeable parts inside the luminaire.  
EU 874/2012




**ITEM SPECIFICATIONS** See pricelist 2025 page 10-13

Description	Item code	Input	Vf	W per lamp	Lm/W	CRI (typ.)	UGR	Pf	Safety class
Pointer Spot Pendant 3F 500Lm 2700K CRI82 35° No dim	0Y2703XXLU02	220-240V	x	9,2	54	82	8,5	0,96	I
Pointer Spot Pendant 3F 525Lm 3000K CRI82 35° No dim	0Y2703XXLV02	220-240V	x	9,2	57	82	8,7	0,96	I
Pointer Spot Pendant 3F 550Lm 4000K CRI82 35° No dim	0Y2703XXLW02	220-240V	x	9,2	60	82	8,8	0,96	I
Pointer Spot Pendant 3F 550Lm 2700K CRI82 60° No dim	0Y2703XXLX02	220-240V	x	9,2	60	82	18,8	0,96	I
Pointer Spot Pendant 3F 600Lm 3000K CRI82 60° No dim	0Y2703XXLY02	220-240V	x	9,2	65	82	19,1	0,96	I
Pointer Spot Pendant 3F 650Lm 4000K CRI82 60° No dim	0Y2703XXLZ02	220-240V	x	9,2	71	82	19,4	0,96	I
Pointer Spot Pendant 3F 500Lm 2700K CRI82 35° Dali	0Y2703XXL002	220-240V	x	9,2	54	82	8,5	0,95	I
Pointer Spot Pendant 3F 525Lm 3000K CRI82 35° Dali	0Y2703XXL102	220-240V	x	9,2	57	82	8,7	0,95	I
Pointer Spot Pendant 3F 550Lm 4000K CRI82 35° Dali	0Y2703XXL202	220-240V	x	9,2	60	82	8,8	0,95	I
Pointer Spot Pendant 3F 550Lm 2700K CRI82 60° Dali	0Y2703XXL302	220-240V	x	9,2	60	82	18,8	0,95	I
Pointer Spot Pendant 3F 600Lm 3000K CRI82 60° Dali	0Y2703XXL402	220-240V	x	9,2	65	82	19,1	0,95	I
Pointer Spot Pendant 3F 650Lm 4000K CRI82 60° Dali	0Y2703XXL502	220-240V	x	9,2	71	82	19,4	0,95	I

All values are measured at 230V (+/- 7%).

# Colour options

Pointer Spots  
Standard colours



Inspiration colours (Ask MIYO for the possibilities)

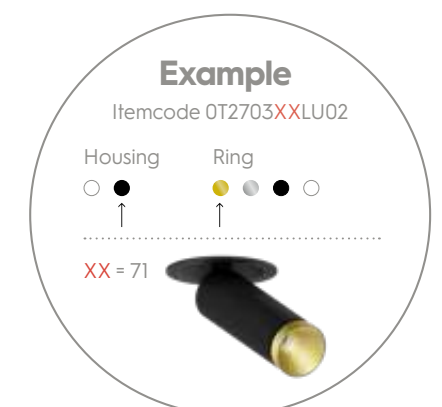


OPTIONS

67

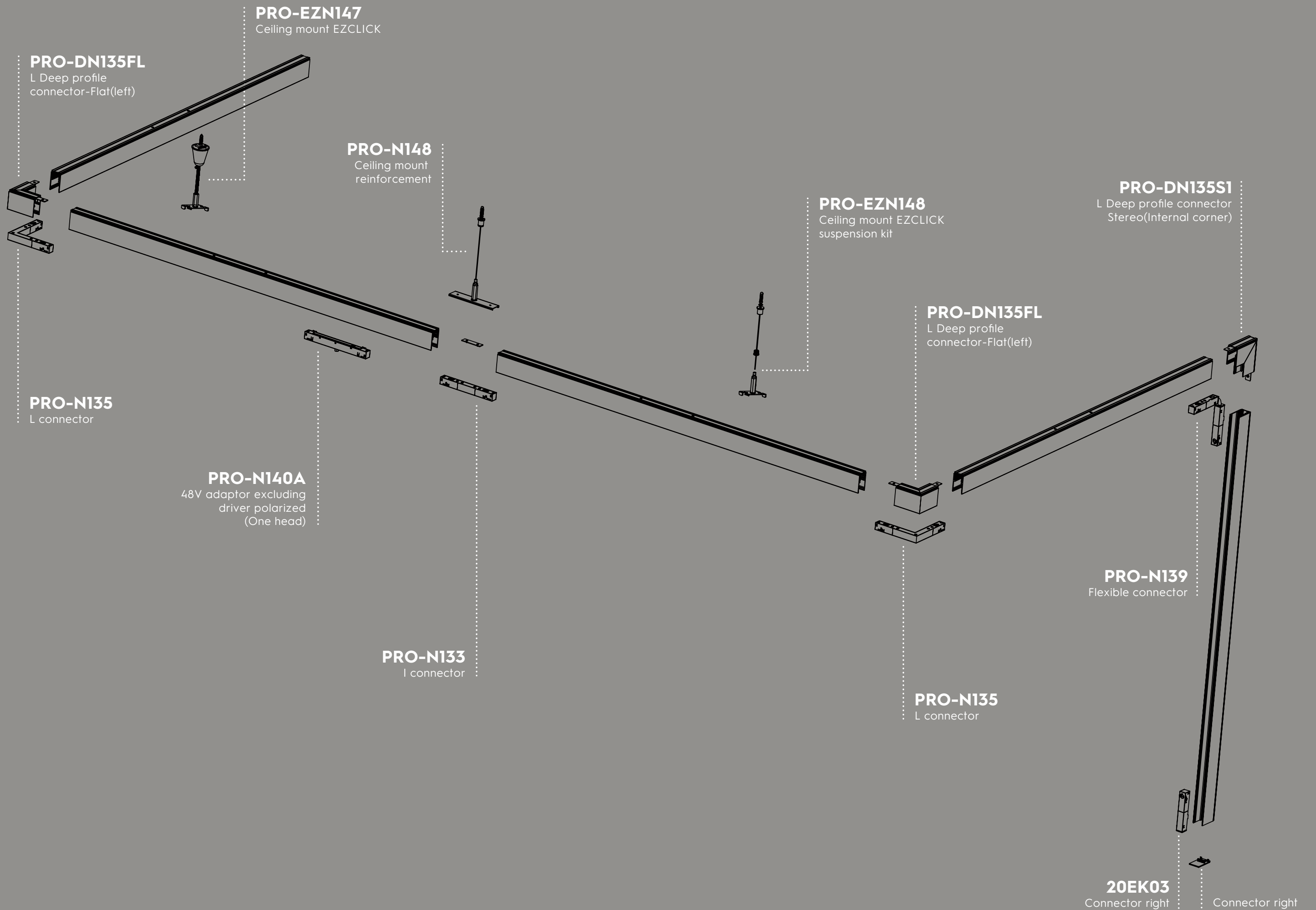
## Itemcodes

Housing/ Reflector ring	Item code	Housing/ Reflector ring	Item code
White/Gold	XX=61	Black/Gold	XX=71
White/Silver	XX=63	Black/Silver	XX=74
White/Black	XX=62	Black/Black	XX=72
White/White	XX=65	Black/White	XX=76




# 48V Track system accessories diagram

ACCESSORIES



Living room  
Fido 98 HV-FD  
4000K 800Lm 40°



Restaurant  
Fido 108 HV-FD  
3000K 800Lm 40°





Fido Series  
Ceiling lights  
Fido CL 105



Special colours possible

Wall lights  
Hotel corridor  
Fido WL 105



ø 104 mm

BEAM ANGLE



COLOURS



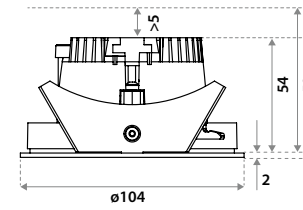
SPRINGS



Standard with CS springs (concrete/gyproc). Also available as above with WS springs (gyproc/metal).

# Fido 98

DIMENSIONS



SPECIFICATIONS

Beam angle (FWHM)	See the item specifications below
Fixture material	Housing: Die cast aluminium Reflector glass: Polycarbonate
Environment	Indoor
IP rate	IP20 / IP44
IK rate	IK03
Operating temperature (Ta)	-20°C / +45°C
Safety marks	EN60598 / EN62031 / EN62471
EMC compliance	EN55015
Colour consistency (SDCM)	MacAdam step 3
Warranty	7 years



Using CS springs: Ø 98 mm.  
Thickness ceiling 5-59 mm  
& recess depth 59 mm.



Using WS springs: Ø 98 mm.  
Thickness ceiling 1-50 mm  
& recess depth 59 mm.

Only when the product is installed in a closed ceiling may it be exposed to water splashes, and only on its front side.



This luminaire contains built-in LED lamps.  
There are no exchangeable parts inside the luminaire.  
EU 874/2012

ITEM SPECIFICATIONS [See pricelist 2025 page 34](#)

Description	40°		80°		W per lamp	Lm/W	CRI (typ.)	Pf	Safety class
	Item code	UGR	Item code	UGR					
HV-FD 800Lm 2700K Triac dim	F12A03XX5A02	13.7	F12A03XX5B02	24.8	10.5	76	93	0.99	I
HV-FD 800Lm 3000K Triac dim	F12A03XX5C02	13.7	F12A03XX5D02	24.8	10.3	78	93	0.99	I
HV-FD 800Lm 4000K Triac dim	F12A03XX5E02	13.7	F12A03XX5F02	24.8	10.1	79	93	0.99	I
HV-FD 800Lm 2200-3000K Triac dim	F12A03XX5G02	13.7	F12A03XX5H02	24.8	10.3	78	93	0.99	I

Description	24°		60°		80°		W per lamp	Lm/W	CRI (typ.)	Pf	Safety class
	Item code	UGR	Item code	UGR	Item code	UGR					
LV-HE 1650Lm 2700K CRI82 No dim	F13A03XX4K02	22.0	F13A03XX4L02	22.9	F13A03XX4M02	27.3	12.9	128	82	0.93	II
LV-HE 1650Lm 2700K CRI82 Dali	F13A03XX4B02	22.0	F13A03XX4E02	22.9	F13A03XX4H02	27.3	12.9	128	82	0.95	II
LV-HE 1725Lm 3000K CRI82 No dim	F13B03XX4K02	22.2	F13B03XX4L02	23.0	F13B03XX4M02	27.5	12.9	134	82	0.93	II
LV-HE 1725Lm 3000K CRI82 Dali	F13B03XX4B02	22.2	F13B03XX4E02	23.0	F13B03XX4H02	27.5	12.9	134	82	0.95	II
LV-HE 1750Lm 4000K CRI82 No dim	F13E03XX4K02	22.2	F13E03XX4L02	23.1	F13E03XX4M02	27.5	12.9	136	82	0.93	II
LV-HE 1750Lm 4000K CRI82 Dali	F13E03XX4B02	22.2	F13E03XX4E02	23.1	F13E03XX4H02	27.5	12.9	136	82	0.95	II
LV 1150Lm 2700K CRI97 No dim	F15A03XX4K02	20.8	F15A03XX4L02	21.6	F15A03XX4M02	26.1	13.8	83	97	0.93	II
LV 1150Lm 2700K CRI97 Dali	F15A03XX4B02	20.8	F15A03XX4E02	21.6	F15A03XX4H02	26.1	13.8	83	97	0.95	II
LV 1250Lm 3000K CRI97 No dim	F15B03XX4K02	21.1	F15B03XX4L02	21.9	F15B03XX4M02	26.4	13.8	91	97	0.93	II
LV 1250Lm 3000K CRI97 Dali	F15B03XX4B02	21.1	F15B03XX4E02	21.9	F15B03XX4H02	26.4	13.8	91	97	0.95	II
LV 1350Lm 4000K CRI97 No dim	F15G03XX4K02	21.3	F15G03XX4L02	22.2	F15G03XX4M02	26.6	13.8	98	97	0.93	II
LV 1350Lm 4000K CRI97 Dali	F15G03XX4B02	21.3	F15G03XX4E02	22.2	F15G03XX4H02	26.6	13.8	98	97	0.95	II
LV 1250Lm 1800-3000K CRI97 Dali	F15E03XX4B02	21.1	F15E03XX4E02	21.9	F15E03XX4H02	26.4	13.8	91	97	0.95	II
LV-TW 1250Lm 2700-6500K CRI85/94 Dali	-	-	F16A03XX4W02	21.9	F16A03XX4Y02	26.4	11.4	110	85/94	0.90	II

LV versions also available with: Triac dim Casambi 1-10V & Push [Check our datasheets, pricelist or website for all available versions](#)

All values are measured at 230V (+/- 7%). See page 188-189 for the HV-FD dimmerlist.





SMALL RIM

ø 104 mm

COLOURS



Matt black  
RAL 9005

Matt white  
RAL 9016

Housing/ Reflector ring	Item code	Housing/ Reflector ring	Item code
White/Gold	XX=61	Black/Gold	XX=71
White/Black	XX=62	Black/Black	XX=72
White/White	XX=65	Black/White	XX=76

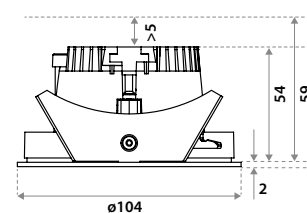
SPRINGS



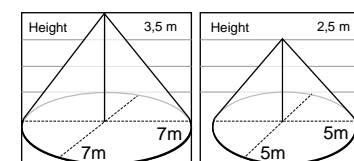
Standard with CS springs (concrete/gyproc). Also available as above with WS springs (gyproc/metal).

# SensorFido 98

DIMENSIONS



DETECTION AREA



SPECIFICATIONS

Beam angle (FWHM)	80°
Fixture material	Housing: Die cast aluminium Reflector glass: Polycarbonate
Environment	Indoor
IP rate	IP44
IK rate	IK03
Operating temperature (Ta)	-20°C / +30°C
Safety marks	EN60598 / EN62031 / EN62471
EMC compliance	EN55015
Colour consistency (SDCM)	MacAdam step 3
Warranty	7 years
Detection range	120°
Turn-on time	200 ms
Inrush current	0 mA (max. 220 pcs. per type B16 Amp)
Surge protection	L-N > 1kV; L-E, N-E > 2kV
Audible noise	21 dB
Time setting	4 min. (cannot be changed)

This luminaire contains built-in LED lamps.  
There are no exchangeable parts inside the luminaire.  
EU 874/2012



Using CS springs: Ø 98 mm.  
Thickness ceiling 5-59 mm  
& recess depth 59 mm.



Using WS springs: Ø 98 mm.  
Thickness ceiling 1-50 mm  
& recess depth 59 mm.



Only when the product is installed in a closed ceiling may it be exposed to water splashes, and only on its front side.



Sensor luminaires turn on for 4 minutes after detecting movement.



ITEM SPECIFICATIONS See pricelist 2025 page 58

Description	Item code	Extra	Input	W per lamp	Lm/W	CRI (typ.)	UGR	Pf	Safety class
SensorFido 98 HV 600 Lm 3000K 80°	F12S03XX5D02	Incl. 3P conn.box	220-240V	15.0	40	83	23.8	0.99	I
SensorFido 98 HV 600 Lm 4000K 80°	F12S03XX5F02	Incl. 3P conn.box	220-240V	15.0	40	83	23.8	0.99	I

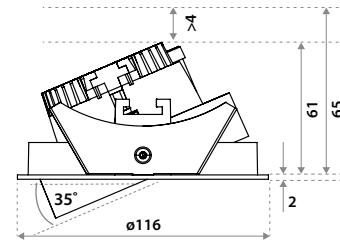
All values are measured at 230V (+/- 7%).





# Fido 108

## DIMENSIONS



## SPECIFICATIONS

Beam angle (FWHM)	See the item specifications below
Fixture material	Housing: Die cast aluminium Reflector glass: Polycarbonate
Environment	Indoor
IP rate	IP20
IK rate	IK03
Operating temperature (Ta)	-20°C / +45°C
Safety marks	EN60598 / EN62031 / EN62471
EMC compliance	EN55015
Colour consistency (SDCM)	MacAdam step 3
Warranty	7 years

This luminaire contains built-in LED lamps.  
There are no exchangeable parts inside the luminaire.  
EU 874/2012

## CHOOSE YOUR LV LUMEN OUTPUT

CRI82 standard	mA	W per lamp	Lumen Output			Lumen / Watt		
			2700K	3000K	4000K	2700K	3000K	4000K
Special request	125	4.5	625	650	675	140	145	151
Special request	250	9.1	1225	1250	1275	135	138	140
Special request	350	12.9	1650	1725	1750	128	134	136

CRI97 standard	mA	W per lamp	Lumen Output			Lumen / Watt		
			2700K	3000K	4000K	2700K	3000K	4000K
Special request	125	5.0	475	500	525	95	100	105
Special request	250	9.8	850	900	1000	87	92	102
Standard	350	13.8	1150	1250	1350	83	91	98



Using CS springs: Ø 108 mm.  
Thickness ceiling 5-65 mm  
& recess depth 65 mm.



Using WS springs: Ø 108 mm.  
Thickness ceiling 1-30 mm  
& recess depth 65 mm.

For soft ceiling tiles we recommend using a wooden plate or a ceiling ring on the reverse side of the tile.



## ITEM SPECIFICATIONS

Description	40°		80°		W per lamp	Lm/W	CRI (typ.)	Pf	Safety class
	Item code	UGR	Item code	UGR					
HV-FD 800Lm 2700K Triac dim	F22B03XX5A02	13.7	F22B03XX5B02	24.8	10.5	76	93	0.99	I
HV-FD 800Lm 3000K Triac dim	F22B03XX5C02	13.7	F22B03XX5D02	24.8	10.3	78	93	0.99	I
HV-FD 800Lm 4000K Triac dim	F22B03XX5E02	13.7	F22B03XX5F02	24.8	10.1	79	93	0.99	I
HV-FD 800Lm 2200-3000K Triac dim	F22B03XX5G02	13.7	F22B03XX5H02	24.8	10.3	78	93	0.99	I

Description	24°		60°		80°		W per lamp	Lm/W	CRI (typ.)	Pf	Safety class
	Item code	UGR	Item code	UGR	Item code	UGR					
LV-HE 1650Lm 2700K CRI82 No dim	F23C03XX4K02	24.1	F23C03XX4L02	24.9	F23C03XX4M02	29.4	12.9	128	82	0.93	II
LV-HE 1650Lm 2700K CRI82 Dali	F23C03XX4B02	24.1	F23C03XX4E02	24.9	F23C03XX4H02	29.4	12.9	128	82	0.95	II
LV-HE 1725Lm 3000K CRI82 No dim	F23D03XX4K02	24.2	F23D03XX4L02	25.1	F23D03XX4M02	29.6	12.9	134	82	0.93	II
LV-HE 1725Lm 3000K CRI82 Dali	F23D03XX4B02	24.2	F23D03XX4E02	25.1	F23D03XX4H02	29.6	12.9	134	82	0.95	II
LV-HE 1750Lm 4000K CRI82 No dim	F23F03XX4K02	24.3	F23F03XX4L02	25.2	F23F03XX4M02	29.6	12.9	136	82	0.93	II
LV-HE 1750Lm 4000K CRI82 Dali	F23F03XX4B02	24.3	F23F03XX4E02	25.2	F23F03XX4H02	29.6	12.9	136	82	0.95	II
LV 1150Lm 2700K CRI97 No dim	F25C03XX4K02	20.8	F25C03XX4L02	21.6	F25C03XX4M02	26.1	13.8	83	97	0.93	II
LV 1150Lm 2700K CRI97 Dali	F25C03XX4B02	20.8	F25C03XX4E02	21.6	F25C03XX4H02	26.1	13.8	83	97	0.95	II
LV 1250Lm 3000K CRI97 No dim	F25D03XX4K02	21.1	F25D03XX4L02	21.9	F25D03XX4M02	26.4	13.8	91	97	0.93	II
LV 1250Lm 3000K CRI97 Dali	F25D03XX4B02	21.1	F25D03XX4E02	21.9	F25D03XX4H02	26.4	13.8	91	97	0.95	II
LV 1350Lm 4000K CRI97 No dim	F25H03XX4K02	21.3	F25H03XX4L02	22.2	F25H03XX4M02	26.6	13.8	98	97	0.93	II
LV 1350Lm 4000K CRI97 Dali	F25H03XX4B02	21.3	F25H03XX4E02	22.2	F25H03XX4H02	26.6	13.8	98	97	0.95	II
LV 1250Lm 1800-3000K CRI97 Dali	F25F03XX4B02	21.1	F25F03XX4E02	21.9	F25F03XX4H02	26.4	13.8	91	97	0.95	II
LV-TW 1250Lm 2700-6500K CRI85/94 Dali	-	-	F26B03XX4W02	21.9	F26B03XX4Y02	26.4	11.4	110	85/94	0.90	II

LV versions also available with: Triac dim Casambi 1-10V & Push Check our datasheets, pricelist or website for all available versions

All values are measured at 230V (+/- 7%). See page 188-189 for the HV-FD dimmerlist.



## BEAM ANGLE



## COLOURS



## SPRINGS




Standard with CS springs (concrete/gyproc). Also available as above with WS springs (gyproc/metal).





BEAM ANGLE

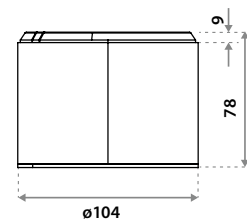


COLOURS

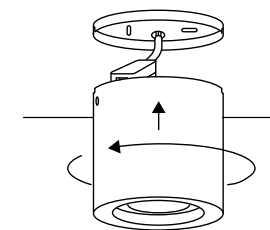
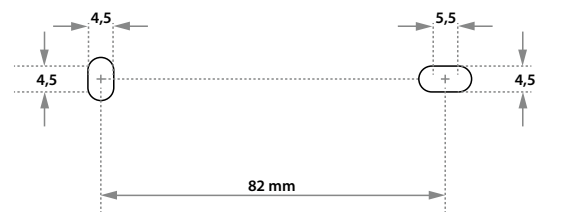


# Fido CL 105

DIMENSIONS



FIXATION DIMENSIONS



SPECIFICATIONS

Beam angle (FWHM)	40° / 80°
Fixture material	Housing: Die cast aluminium Reflector glass: Polycarbonate
Environment	Indoor
IP rate	IP20
IK rate	IK03
Operating temperature (Ta)	-20°C / +45°C
Safety marks	EN60598 / EN62031 / EN62471
EMC compliance	EN55015
Colour consistency (SDCM)	MacAdam step 3
Warranty	7 years

This luminaire contains built-in LED lamps.  
There are no exchangeable parts inside the luminaire.  
EU 874/2012




ITEM SPECIFICATIONS See pricelist 2025 page 60

Description	40°		80°		W per lamp	Lm/W	CRI (typ.)	Pf	Safety class
	Item code	UGR	Item code	UGR					
Fido CL 105 HV-FD 800Lm 2700K Triac dim	F32A03XX5A02	13.7	F32A03XX5B02	24.8	10.5	76	93	0.99	II
Fido CL 105 HV-FD 800Lm 3000K Triac dim	F32A03XX5C02	13.7	F32A03XX5D02	24.8	10.3	78	93	0.99	II
Fido CL 105 HV-FD 800Lm 4000K Triac dim	F32A03XX5E02	13.7	F32A03XX5F02	24.8	10.1	79	93	0.99	II
Fido CL 105 HV-FD 800Lm 2200-3000K Triac dim	F32A03XX5G02	13.7	F32A03XX5H02	24.8	10.3	78	93	0.99	II

All values are measured at 230V (+/- 7%).





← →  
ø 104 mm


**COLOURS**



Matt black  
RAL 9005



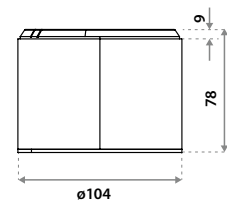
Matt white  
RAL 9016



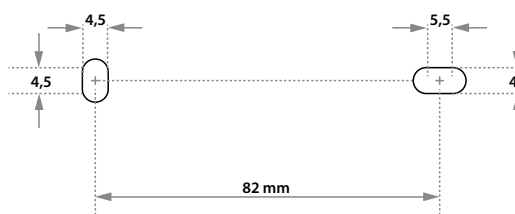
Housing/ Reflector ring	Item code	Housing/ Reflector ring	Item code
White/Gold	XX=61	Black/Gold	XX=71
White/Black	XX=62	Black/Black	XX=72
White/White	XX=65	Black/White	XX=76

# SensorFido CL 105

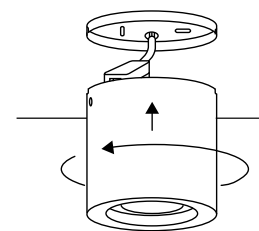
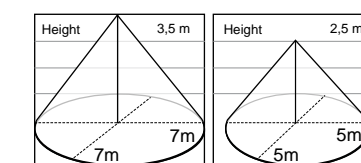
**DIMENSIONS**



**FIXATION DIMENSIONS**



**DETECTION AREA**



**SPECIFICATIONS**

Beam angle (FWHM)	80°
Fixture material	Housing: Die cast aluminium Reflector glass: Polycarbonate
Environment	Indoor
IP rate	IP20
IK rate	IK03
Operating temperature (Ta)	-20°C / +30°C
Safety marks	EN60598 / EN62031 / EN62471
EMC compliance	EN55015
Colour consistency (SDCM)	MacAdam step 3
Warranty	7 years
Detection range	120°
Turn-on time	200 ms
Inrush current	0 mA (max. 220 pcs. per type B16 Amp)
Surge protection	L-N > 1kV; L-E, N-E > 2kV
Audible noise	21 dB
Time setting	4 min. (cannot be changed)

This luminaire contains built-in LED lamps.

There are no exchangeable parts inside the luminaire.

EU 874/2012

**IP20** **4 MIN** Sensor luminaires turn on for 4 minutes after detecting movement.



**ITEM SPECIFICATIONS** See pricelist 2025 page 59

Description	Item code	Input	W per lamp	Lm/W	CRI (typ.)	UGR	Pf	Safety class
SensorFido CL 105 HV 600 Lm 3000K 80°	F32S03XX5D02	220-240V	15.0	40	83	23.8	0.99	II
SensorFido CL 105 HV 600 Lm 4000K 80°	F32S03XX5F02	220-240V	15.0	40	83	23.8	0.99	II


All values are measured at 230V (+/- 7%).





ø 105 mm

**BEAM ANGLE**



Reflector  
HV-FD: 40°



Diffuser  
HV-FD: 80°

**COLOURS**



Matt black  
RAL 9005



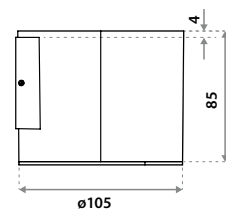
Matt white  
RAL 9016



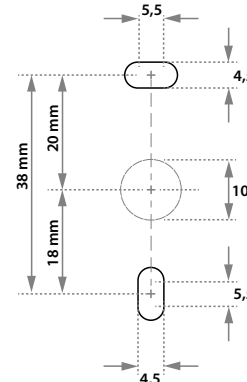
Housing/ Reflector ring	Item code	Housing/ Reflector ring	Item code
White/Gold	XX=61	Black/Gold	XX=71
White/Black	XX=62	Black/Black	XX=72
White/White	XX=65	Black/White	XX=76

# Fido WL 105

**DIMENSIONS**



**FIXATION DIMENSIONS**



**SPECIFICATIONS**

Beam angle (FWHM)	40° / 80°
Fixture material	Housing: Die cast aluminium Reflector glass: Polycarbonate
Environment	Indoor
IP rate	IP20
IK rate	IK03
Operating temperature (Ta)	-20°C / +45°C
Safety marks	EN60598 / EN62031 / EN62471
EMC compliance	EN55015
Colour consistency (SDCM)	MacAdam step 3
Warranty	7 years

This luminaire contains built-in LED lamps.  
There are no exchangeable parts inside the luminaire.  
EU 874/2012



**ITEM SPECIFICATIONS** See pricelist 2025 page 63

Description	40°		80°		W per lamp	Lm/W	CRI (typ.)	Pf	Safety class
	Item code	UGR	Item code	UGR					
Fido WL 105 HV-FD 800Lm 2700K Triac dim	F42A03XX5A02	13.7	F42A03XX5B02	24.8	10.5	76	93	0.99	II
Fido WL 105 HV-FD 800Lm 3000K Triac dim	F42A03XX5C02	13.7	F42A03XX5D02	24.8	10.3	78	93	0.99	II
Fido WL 105 HV-FD 800Lm 4000K Triac dim	F42A03XX5E02	13.7	F42A03XX5F02	24.8	10.1	79	93	0.99	II
Fido WL 105 HV-FD 800Lm 2200-3000K Triac dim	F42A03XX5G02	13.7	F42A03XX5H02	24.8	10.3	78	93	0.99	II

All values are measured at 230V (+/- 7%).







SERIES






Corridor  
Vector CL 235  
2525 Lm 3000K

See page 18

**Bartenbach**  
lighting optics



Ø 40 mm

**COLOURS**



Matt black  
RAL 9005



Matt white  
RAL 9016



Housing/ Reflector ring	Item code	Housing/ Reflector ring	Item code
White/Gold	XX=61	Black/Gold	XX=71
White/Silver	XX=63	Black/Silver	XX=74
White/Black	XX=62	Black/Black	XX=72
White/White	XX=65	Black/White	XX=76

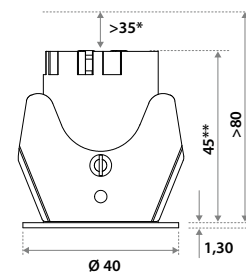
**SPRINGS**



Standard with CS springs (concrete/gyproc). Also available as above with WS springs (gyproc/metal).


# Strada 35

**DIMENSIONS**




\* This distance is necessary because of the height of the connection box (80 mm). For purely heat reasons just 5 mm is sufficient.  
\*\* For WS springs this dimension is 60 mm

**Incl. PSU No dim (100-240V)**



**Incl. conn.box (500mA)\***  
For installation to a central power supply.



**SPECIFICATIONS**

Beam angle (FWHM)	40° (65° FWTM)
Fixture material	Housing: Die cast aluminium Reflector glass: Polycarbonate
Environment	Indoor
IP rate	IP20 / IP44
IK rate	IK03
Operating temperature (Ta)	-20°C / +45°C
Safety marks	EN60598 / EN62031 / EN62471
EMC compliance	EN55015
Colour consistency (SDCM)	MacAdam step 3
Warranty	7 years

This luminaire contains built-in LED lamps.  
There are no exchangeable parts inside the luminaire.  
EU 874/2012  
\*See page 174 for more information about power supplies.



**Using CS springs:** Ø 35 mm.  
Thickness ceiling 5-80 mm  
& recess depth 80 mm.



**Using WS springs:** Ø 36 mm.  
Thickness ceiling 1-50 mm  
& recess depth 80 mm.

Only when the product is installed in a closed ceiling may it be exposed to water splashes, and only on its front side.

IP20  
IP44

MADE IN HOLLAND

7 YEAR WARRANTY

ECO

UGR -16



**ITEM SPECIFICATIONS** See pricelist 2025 page 6

Description	Item code	Input	Vf	W per lamp	Lm/W	CRI (typ.)	UGR	Pf	Safety class
Strada 35 LV 475Lm 2700K No dim	851903XX0102	100-240V	x	6.6	72	82	15.0	0.6	II
Strada 35 LV 500Lm 3000K No dim	851903XX7202	100-240V	x	6.6	76	82	15.2	0.6	II
Strada 35 LV 525Lm 4000K No dim	851903XX0202	100-240V	x	6.6	80	82	15.4	0.6	II
Strada 35 LVC 500mA 475Lm 2700K Dim	851903XX01E2	500mA	11.9	5.7	83	82	15.0	x	III
Strada 35 LVC 500mA 500Lm 3000K Dim	851903XX72E2	500mA	11.9	5.7	88	82	15.2	x	III
Strada 35 LVC 500mA 525Lm 4000K Dim	851903XX02E2	500mA	11.9	5.7	92	82	15.4	x	III

All values are measured at 230V (+/- 7%).





Ø 55 mm

**COLOURS**



Matt black  
RAL 9005

Matt white  
RAL 9016



Housing/ Reflector ring	Item code	Housing/ Reflector ring	Item code
White/Gold	XX=61	Black/Gold	XX=71
White/Silver	XX=63	Black/Silver	XX=74
White/Black	XX=62	Black/Black	XX=72
White/White	XX=65	Black/White	XX=76

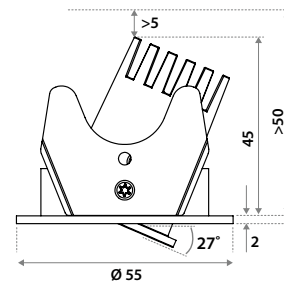
**SPRINGS**



Standard with CS springs (concrete/gyproc). Also available as above with WS springs (gyproc/metal).

# Strada 50

**DIMENSIONS**




**Incl. PSU (220-240V)**

PSU TCI 127042 Triac dim	102x38x21 mm
PSU TCI 127576 Dali	147x44x22 mm



**Incl. conn.box (500mA)\***

For installation to a central power supply.



**SPECIFICATIONS**

Beam angle (FWHM)	40° (65° FWTM)
Fixture material	Housing: Die cast aluminium Reflector glass: Polycarbonate
Environment	Indoor
IP rate	IP20
IK rate	IK03
Operating temperature (Ta)	-20°C / +45°C
Safety marks	EN60598 / EN62031 / EN62471
EMC compliance	EN55015
Colour consistency (SDCM)	MacAdam step 3
Warranty	7 years

This luminaire contains built-in LED lamps.

There are no exchangeable parts inside the luminaire.

EU 874/2012

\*See page 174 for more information about power supplies.



**Using CS springs:** Ø 50 mm.  
Thickness ceiling 5-50 mm  
& recess depth 50 mm.



**Using WS springs:** Ø 50 mm.  
Thickness ceiling 1-20 mm  
& recess depth 50 mm.



**ITEM SPECIFICATIONS** See pricelist 2025 page 7

Description	Item code	Input	Vf	W per lamp	Lm/W	CRI (typ.)	UGR	PF	Safety class
Strada 50 adj LV 475Lm 2700K Triac dim	851A03XX0102	220-240V	x	6.6	72	82	15.0	0.96	II
Strada 50 adj LV 500Lm 3000K Triac dim	851A03XX7202	220-240V	x	6.6	76	82	15.2	0.96	II
Strada 50 adj LV 525Lm 4000K Triac dim	851A03XX0202	220-240V	x	6.6	80	82	15.4	0.96	II
Strada 50 adj LV 475Lm 2700K Dali	851A03XXS402	220-240V	x	6.6	72	82	15.0	0.95	II
Strada 50 adj LV 500Lm 3000K Dali	851A03XXS502	220-240V	x	6.6	76	82	15.2	0.95	II
Strada 50 adj LV 525Lm 4000K Dali	851A03XXS602	220-240V	x	6.6	80	82	15.4	0.95	II
Strada 50 adj LVC 500mA 475Lm 2700K Dim	851A03XX01E2	500mA	11.9	5.7	83	82	15.0	x	III
Strada 50 adj LVC 500mA 500Lm 3000K Dim	851A03XX72E2	500mA	11.9	5.7	88	82	15.2	x	III
Strada 50 adj LVC 500mA 525Lm 4000K Dim	851A03XX02E2	500mA	11.9	5.7	92	82	15.4	x	III

All values are measured at 230V (+/- 7%).





NEW

New LV CRI82 versions available.



ø 80 mm

BEAM ANGLE



COLOURS



Matt black  
RAL 9005

Matt white  
RAL 9016

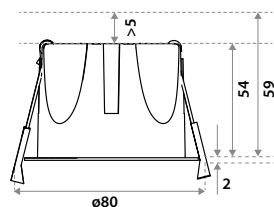
Housing/ Reflector ring	Item code	Housing/ Reflector ring	Item code
White/Gold	XX=61	Black/Gold	XX=71
White/Silver	XX=63	Black/Silver	XX=74
White/Black	XX=62	Black/Black	XX=72
White/White	XX=65	Black/White	XX=76

SPRINGS

Standard with WS springs (gyproc/metal). No other springs available.

# Strada 68

DIMENSIONS



SPECIFICATIONS

Beam angle (FWHM)	See the item specifications below
Fixture material	Housing: Die cast aluminium Reflector glass: Polycarbonate
Environment	Indoor
IP rate	IP20 / IP44 and IP65
IK rate	IK03
Operating temperature (Ta)	-20°C / +45°C
Safety marks	EN60598 / EN62031 / EN62471
EMC compliance	EN55015
Colour consistency (SDCM)	MacAdam step 3
Warranty	7 years

This luminaire contains built-in LED lamps.  
There are no exchangeable parts inside the luminaire.  
EU 874/2012

CHOOSE YOUR LV LUMEN OUTPUT

CRI82 standard	mA	W per lamp	Lumen Output			Lumen / Watt		
			2700K	3000K	4000K	2700K	3000K	4000K
Special request	125	4.5	625	650	675	140	145	151
Special request	250	9.1	1225	1250	1275	135	138	140
Special request	350	12.9	1650	1725	1750	128	134	136

CRI97 standard	mA	W per lamp	Lumen Output			Lumen / Watt		
			2700K	3000K	4000K	2700K	3000K	4000K
Special request	125	5.0	475	500	525	95	100	105
Special request	250	9.8	850	900	1000	87	92	102
Standard	350	13.8	1150	1250	1350	83	91	98

Using WS springs: Ø 68 mm. Thickness ceiling 1-54 mm & recess depth 60 mm.

Only when the product is installed in a closed ceiling may it be exposed to water splashes, and only on its front side.



eldoLED, TE, TCIE, bridgelux, CASAMBI, LUMILEDS, KGP

ITEM SPECIFICATIONS See pricelist 2025 page 14

Description Strada 68	24°		60°		80°		W per lamp	Lm/W	CRI (typ.)	Pf	Safety class
	Item code	UGR	Item code	UGR	Item code	UGR					
LV-HE 1650Lm 2700K CRI82 No dim	85SH03XX9K02	24.1	85SH03XX9L02	24.9	85SH03XX9M02	29.4	12.9	128	82	0.93	II
LV-HE 1650Lm 2700K CRI82 Dali	85SH03XX9B02	24.1	85SH03XX9E02	24.9	85SH03XX9H02	29.4	12.9	128	82	0.95	II
LV-HE 1725Lm 3000K CRI82 No dim	85SJ03XX9K02	24.2	85SJ03XX9L02	25.1	85SJ03XX9M02	29.6	12.9	134	82	0.93	II
LV-HE 1725 Lm 3000K CRI82 Dali	85SJ03XX9B02	24.2	85SJ03XX9E02	25.1	85SJ03XX9H02	29.6	12.9	134	82	0.95	II
LV-HE 1750Lm 4000K CRI82 No dim	85SK03XX9K02	24.3	85SK03XX9L02	25.2	85SK03XX9M02	29.6	12.9	136	82	0.93	II
LV-HE 1750Lm 4000K CRI82 Dali	85SK03XX9B02	24.3	85SK03XX9E02	25.2	85SK03XX9H02	29.6	12.9	136	82	0.95	II
LV 1150Lm 2700K CRI97 No dim	85RH03XX9K02	22.8	85RH03XX9L02	23.7	85RH03XX9M02	28.1	13.8	83	97	0.93	II
LV 1150Lm 2700K CRI97 Dali	85RH03XX9B02	22.8	85RH03XX9E02	23.7	85RH03XX9H02	28.1	13.8	83	97	0.95	II
LV 1250Lm 3000K CRI97 No dim	85RJ03XX9K02	23.1	85RJ03XX9L02	24.0	85RJ03XX9M02	28.4	13.8	91	97	0.93	II
LV 1250Lm 3000K CRI97 Dali	85RJ03XX9B02	23.1	85RJ03XX9E02	24.0	85RJ03XX9H02	28.4	13.8	91	97	0.95	II
LV 1350Lm 4000K CRI97 No dim	85RK03XX9K02	23.4	85RK03XX9L02	24.2	85RK03XX9M02	28.7	13.8	98	97	0.93	II
LV 1350Lm 4000K CRI97 Dali	85RK03XX9B02	23.4	85RK03XX9E02	24.2	85RK03XX9H02	28.7	13.8	98	97	0.95	II
LV 1250Lm 1800-3000K CRI97 Dali	85RL03XX9B02	23.1	85RL03XX9E02	24.0	85RL03XX9H02	28.4	13.8	91	97	0.95	II

LV versions also available with: Triac dim, Casambi, 1-10V & Push. Check our datasheets, pricelist or website for all available versions

Description Strada 68	24°		60°		80°		W per lamp	Lm/W	CRI (typ.)	Pf	Safety class
	Item code	UGR	Item code	UGR	Item code	UGR					
LV-HE 1650Lm 2700K CRI82 No dim	85SN03XX9K02	24.1	85SN03XX9L02	24.9	85SN03XX9M02	29.4	12.9	128	82	0.93	II
LV-HE 1650Lm 2700K CRI82 Dali	85SN03XX9B02	24.1	85SN03XX9E02	24.9	85SN03XX9H02	29.4	12.9	128	82	0.95	II
LV-HE 1725Lm 3000K CRI82 No dim	85SP03XX9K02	24.2	85SP03XX9L02	25.1	85SP03XX9M02	29.6	12.9	134	82	0.93	II
LV-HE 1725 Lm 3000K CRI82 Dali	85SP03XX9B02	24.2	85SP03XX9E02	25.1	85SP03XX9H02	29.6	12.9	134	82	0.95	II
LV-HE 1750Lm 4000K CRI82 No dim	85SQ03XX9K02	24.3	85SQ03XX9L02	25.2	85SQ03XX9M02	29.6	12.9	136	82	0.93	II
LV-HE 1750Lm 4000K CRI82 Dali	85SQ03XX9B02	24.3	85SQ03XX9E02	25.2	85SQ03XX9H02	29.6	12.9	136	82	0.95	II
LV 1150Lm 2700K CRI97 No dim	85RN03XX9K02	22.8	85RN03XX9L02	23.7	85RN03XX9M02	28.1	13.8	83	97	0.93	II
LV 1150Lm 2700K CRI97 Dali	85RN03XX9B02	22.8	85RN03XX9E02	23.7	85RN03XX9H02	28.1	13.8	83	97	0.95	II
LV 1250Lm 3000K CRI97 No dim	85RP03XX9K02	23.1	85RP03XX9L02	24.0	85RP03XX9M02	28.4	13.8	91	97	0.93	II
LV 1250Lm 3000K CRI97 Dali	85RP03XX9B02	23.1	85RP03XX9E02	24.0	85RP03XX9H02	28.4	13.8	91	97	0.95	II
LV 1350Lm 4000K CRI97 No dim	85RQ03XX9K02	23.4	85RQ03XX9L02	24.2	85RQ03XX9M02	28.7	13.8	98	97	0.93	II
LV 1350Lm 4000K CRI97 Dali	85RQ03XX9B02	23.4	85RQ03XX9E02	24.2	85RQ03XX9H02	28.7	13.8	98	97	0.95	II
LV 1250Lm 1800-3000K CRI97 Dali	85RR03XX9B02	23.1	85RR03XX9E02	24.0	85RR03XX9H02	28.4	13.8	91	97	0.95	II

All values are measured at 230V (+/- 7%).



**NEW**

New LV CRI82 versions available.



SMALL RIM

Ø 81 mm

**BEAM ANGLE**



Reflector LV: 24° / 60° LV-TW: 60°

Lens HV-FD: 40°

Diffuser HV-FD: 80° LV: 80° LV-TW 80°

**COLOURS**



Matt black RAL 9005

Matt white RAL 9016



Housing/ Reflector ring	Item code	Housing/ Reflector ring	Item code
White/Gold	XX=61	Black/Gold	XX=71
White/Silver	XX=63	Black/Silver	XX=74
White/Black	XX=62	Black/Black	XX=72
White/White	XX=65	Black/White	XX=76

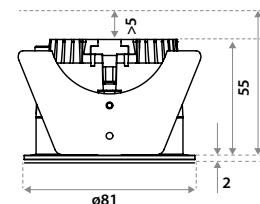
**SPRINGS**



Standard with CS springs (concrete/gyproc). Also available as above with WS springs (gyproc/metal).

# Strada 75

**DIMENSIONS**



**SPECIFICATIONS**

Beam angle (FWHM)	See the item specifications below
Fixture material	Housing: Die cast aluminium Reflector glass: Polycarbonate
Environment	Indoor
IP rate	IP20 / IP44
IK rate	IK03
Operating temperature (Ta)	-20°C / +45°C
Safety marks	EN60598 / EN62031 / EN62471
EMC compliance	EN55015
Colour consistency (SDCM)	MacAdam step 3
Warranty	7 years

This luminaire contains built-in LED lamps.

There are no exchangeable parts inside the luminaire.

EU 874/2012

**CHOOSE YOUR LV LUMEN OUTPUT**

CRI82 standard	mA	W per lamp	Lumen Output			Lumen / Watt		
			2700K	3000K	4000K	2700K	3000K	4000K
Special request	125	4.5	625	650	675	140	145	151
Special request	250	9.1	1225	1250	1275	135	138	140
Special request	350	12.9	1650	1725	1750	128	134	136

CRI97 standard	mA	W per lamp	Lumen Output			Lumen / Watt		
			2700K	3000K	4000K	2700K	3000K	4000K
Special request	125	5.0	475	500	525	95	100	105
Special request	250	9.8	850	900	1000	87	92	102
Standard	350	13.8	1150	1250	1350	83	91	98



Using CS springs: Ø 75 mm. Thickness ceiling 5-60 mm & recess depth 60 mm.



Using WS springs: Ø 77 mm. Thickness ceiling 1-55 mm & recess depth 60 mm.

Only when the product is installed in a closed ceiling may it be exposed to water splashes, and only on its front side.



**ITEM SPECIFICATIONS** See pricelist 2025 page 16

Description Strada 75	40°		80°		W per lamp	Lm/W	CRI (typ.)	Pf	Safety class
	Item code	UGR	Item code	UGR					
HV-FD 800Lm 2700K Triac dim	852A03XX5A02	15.7	852A03XX5B02	26.9	10.5	76	93	0.99	I
HV-FD 800Lm 3000K Triac dim	852A03XX5C02	15.7	852A03XX5D02	26.9	10.3	78	93	0.99	I
HV-FD 800Lm 4000K Triac dim	852A03XX5E02	15.7	852A03XX5F02	26.9	10.1	79	93	0.99	I
HV-FD 800Lm 2200-3000K Triac dim	852A03XX5G02	15.7	852A03XX5H02	26.9	10.3	78	93	0.99	I

Description Strada 75	24°		60°		80°		W per lamp	Lm/W	CRI (typ.)	Pf	Safety class
	Item code	UGR	Item code	UGR	Item code	UGR					
LV-HE 1650Lm 2700K CRI82 No dim	853A03XX4K02	24.1	853A03XX4L02	24.9	853A03XX4M02	29.4	12.9	128	82	0.93	II
LV-HE 1650Lm 2700K CRI82 Dali	853A03XX4B02	24.1	853A03XX4E02	24.9	853A03XX4H02	29.4	12.9	128	82	0.95	II
LV-HE 1725Lm 3000K CRI82 No dim	853B03XX4K02	24.2	853B03XX4L02	25.1	853B03XX4M02	29.6	12.9	134	82	0.93	II
LV-HE 1725Lm 3000K CRI82 Dali	853B03XX4B02	24.2	853B03XX4E02	25.1	853B03XX4H02	29.6	12.9	134	82	0.95	II
LV-HE 1750Lm 4000K CRI82 No dim	853E03XX4K02	24.3	853E03XX4L02	25.2	853E03XX4M02	29.6	12.9	136	82	0.93	II
LV-HE 1750Lm 4000K CRI82 Dali	853E03XX4B02	24.3	853E03XX4E02	25.2	853E03XX4H02	29.6	12.9	136	82	0.95	II
LV 1150Lm 2700K CRI97 No dim	855A03XX4K02	22.8	855A03XX4L02	23.7	855A03XX4M02	28.1	13.8	83	97	0.93	II
LV 1150Lm 2700K CRI97 Dali	855A03XX4B02	22.8	855A03XX4E02	23.7	855A03XX4H02	28.1	13.8	83	97	0.95	II
LV 1250Lm 3000K CRI97 No dim	855B03XX4K02	23.1	855B03XX4L02	24.0	855B03XX4M02	28.4	13.8	91	97	0.93	II
LV 1250Lm 3000K CRI97 Dali	855B03XX4B02	23.1	855B03XX4E02	24.0	855B03XX4H02	28.4	13.8	91	97	0.95	II
LV 1350Lm 4000K CRI97 No dim	855G03XX4K02	23.4	855G03XX4L02	24.2	855G03XX4M02	28.7	13.8	98	97	0.93	II
LV 1350Lm 4000K CRI97 Dali	855G03XX4B02	23.4	855G03XX4E02	24.2	855G03XX4H02	28.7	13.8	98	97	0.95	II
LV 1250Lm 1800-3000K CRI97 Dali	855E03XX4B02	23.1	855E03XX4E02	24.0	855E03XX4H02	28.4	13.8	91	97	0.95	II
LV-TW 1250Lm 2700-6500K CRI85/94 Dali	-	-	856A03XX4W02	24.0	856A03XX4Y02	28.4	11.4	110	85/94	0.90	II

LV versions also available with: Triac dim Casambi 1-10V & Push Check our datasheets, pricelist or website for all available versions

All values are measured at 230V (+/- 7%). See page 188-189 for the HV-FD dimmerlist.



See page 46



SMALL RIM

DRIVERLESS 220-240V

∅ 81 mm

COLOURS



Matt black  
RAL 9005

Matt white  
RAL 9016



Housing/ Reflector ring	Item code	Housing/ Reflector ring	Item code
White/Gold	XX=61	Black/Gold	XX=71
White/Silver	XX=63	Black/Silver	XX=74
White/Black	XX=62	Black/Black	XX=72
White/White	XX=65	Black/White	XX=76

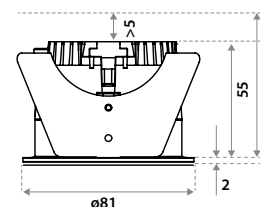
SPRINGS



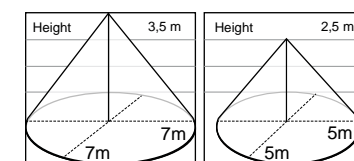
Standard with CS springs (concrete/gyproc). Also available as above with WS springs (gyproc/metal).

# SensorStrada 75

DIMENSIONS



DETECTION AREA



SPECIFICATIONS

Beam angle (FWHM)	80°
Fixture material	Housing: Die cast aluminium Reflector glass: Polycarbonate
Environment	Indoor
IP rate	IP44
IK rate	IK03
Operating temperature (Ta)	-20°C / +30°C
Safety marks	EN60598 / EN62031 / EN62471
EMC compliance	EN55015
Colour consistency (SDCM)	MacAdam step 3
Warranty	7 years
Detection range	120°
Turn-on time	200 ms
Inrush current	0 mA (max. 220 pcs. per type B16 Amp)
Surge protection	L-N > 1kV; L-E, N-E > 2kV
Audible noise	21 dB
Time setting	4 min. (cannot be changed)

This luminaire contains built-in LED lamps.

There are no exchangeable parts inside the luminaire.

EU 874/2012



Using CS springs: ∅ 75 mm.  
Thickness ceiling 5-60 mm  
& recess depth 60 mm.



Using WS springs: ∅ 77 mm.  
Thickness ceiling 1-55 mm  
& recess depth 60 mm.

IP20

Only when the product is installed in a closed ceiling may it be exposed to water splashes, and only on its front side.

IP44



Sensor luminaires turn on for 4 minutes after detecting movement.



ITEM SPECIFICATIONS See pricelist 2025 page 58

Description	Item code	Extra	Input	W per lamp	Lm/W	CRI (typ.)	UGR	Pf	Safety class
SensorStrada 75 HV 600 Lm 3000K 80°	852S03XX5D02	Incl. 3P conn.box	220-240V	15.0	40	83	25.9	0.99	I
SensorStrada 75 HV 600 Lm 4000K 80°	852S03XX5F02	Incl. 3P conn.box	220-240V	15.0	40	83	25.9	0.99	I

All values are measured at 230V (+/- 7%).



**NEW**

New LV CRI82 versions available.




Ø 105 mm

**BEAM ANGLE**



**COLOURS**



Mat black RAL 9005

Mat white RAL 9016

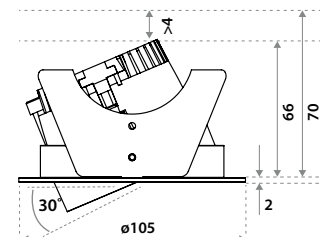
Housing/ Reflector ring	Item code	Housing/ Reflector ring	Item code
White/Gold	XX=61	Black/Gold	XX=71
White/Silver	XX=63	Black/Silver	XX=74
White/Black	XX=62	Black/Black	XX=72
White/White	XX=65	Black/White	XX=76

**SPRINGS**

Standard with CS springs (concrete/gyproc). Also available as above with WS springs (gyproc/metal).

# Strada 90

**DIMENSIONS**



**SPECIFICATIONS**

Beam angle (FWHM)	See the item specifications below
Fixture material	Housing: Die cast aluminium Reflector glass: Polycarbonate
Environment	Indoor
IP rate	IP20
IK rate	IK03
Operating temperature (Ta)	-20°C / +45°C
Safety marks	EN60598 / EN62031 / EN62471
EMC compliance	EN55015
Colour consistency (SDCM)	MacAdam step 3
Warranty	7 years

This luminaire contains built-in LED lamps.

There are no exchangeable parts inside the luminaire.

EU 874/2012

**CHOOSE YOUR LV LUMEN OUTPUT**

CRI82 standard	mA	W per lamp	Lumen Output			Lumen / Watt		
			2700K	3000K	4000K	2700K	3000K	4000K
Special request	125	4.5	625	650	675	140	145	151
Special request	250	9.1	1225	1250	1275	135	138	140
Special request	350	12.9	1650	1725	1750	128	134	136

CRI97 standard	mA	W per lamp	Lumen Output			Lumen / Watt		
			2700K	3000K	4000K	2700K	3000K	4000K
Special request	125	5.0	475	500	525	95	100	105
Special request	250	9.8	850	900	1000	87	92	102
Standard	350	13.8	1150	1250	1350	83	91	98



Using CS springs: Ø 90 mm.  
Thickness ceiling 5-70 mm & recess depth 70 mm.



Using WS springs: Ø 92 mm.  
Thickness ceiling 1-50 mm & recess depth 70 mm.

For soft ceiling tiles we recommend using a wooden plate or a ceiling ring on the reverse side of the tile.



eldoLED **SHC** **STE** **TCIB** **bridgelux**  
CASAMBI **LUMILEDS** **KGP**

**ITEM SPECIFICATIONS** See pricelist 2025 page 19

Description Strada 90	40°		80°		W per lamp	Lm/W	CRI (typ.)	Pf	Safety class
	Item code	UGR	Item code	UGR					
HV-FD 800Lm 2700K Triac dim	852B03XX5A02	15.7	852B03XX5B02	26.9	10.5	76	93	0.99	I
HV-FD 800Lm 3000K Triac dim	852B03XX5C02	15.7	852B03XX5D02	26.9	10.3	78	93	0.99	I
HV-FD 800Lm 4000K Triac dim	852B03XX5E02	15.7	852B03XX5F02	26.9	10.1	79	93	0.99	I
HV-FD 800Lm 2200-3000K Triac dim	852B03XX5G02	15.7	852B03XX5H02	26.9	10.3	78	93	0.99	I

Description Strada 90	24°		60°		80°		W per lamp	Lm/W	CRI (typ.)	Pf	Safety class
	Item code	UGR	Item code	UGR	Item code	UGR					
LV-HE 1650Lm 2700K CRI82 No dim	853C03XX4K02	24.1	853C03XX4L02	24.9	853C03XX4M02	29.4	12.9	128	82	0.93	II
LV-HE 1650Lm 2700K CRI82 Dali	853C03XX4B02	24.1	853C03XX4E02	24.9	853C03XX4H02	29.4	12.9	128	82	0.95	II
LV-HE 1725Lm 3000K CRI82 No dim	853D03XX4K02	24.2	853D03XX4L02	25.1	853D03XX4M02	29.6	12.9	134	82	0.93	II
LV-HE 1725Lm 3000K CRI82 Dali	853D03XX4B02	24.2	853D03XX4E02	25.1	853D03XX4H02	29.6	12.9	134	82	0.95	II
LV-HE 1750Lm 4000K CRI82 No dim	853F03XX4K02	24.3	853F03XX4L02	25.2	853F03XX4M02	29.6	12.9	136	82	0.93	II
LV-HE 1750Lm 4000K CRI82 Dali	853F03XX4B02	24.3	853F03XX4E02	25.2	853F03XX4H02	29.6	12.9	136	82	0.95	II
LV 1150Lm 2700K CRI97 No dim	855C03XX4K02	22.8	855C03XX4L02	23.7	855C03XX4M02	28.1	13.8	83	97	0.93	II
LV 1150Lm 2700K CRI97 Dali	855C03XX4B02	22.8	855C03XX4E02	23.7	855C03XX4H02	28.1	13.8	83	97	0.95	II
LV 1250Lm 3000K CRI97 No dim	855D03XX4K02	23.1	855D03XX4L02	24.0	855D03XX4M02	28.4	13.8	91	97	0.93	II
LV 1250Lm 3000K CRI97 Dali	855D03XX4B02	23.1	855D03XX4E02	24.0	855D03XX4H02	28.4	13.8	91	97	0.95	II
LV 1350Lm 4000K CRI97 No dim	855H03XX4K02	23.4	855H03XX4L02	24.2	855H03XX4M02	28.7	13.8	98	97	0.93	II
LV 1350Lm 4000K CRI97 Dali	855H03XX4B02	23.4	855H03XX4E02	24.2	855H03XX4H02	28.7	13.8	98	97	0.95	II
LV 1250Lm 1800-3000K CRI97 Dali	855F03XX4B02	23.1	855F03XX4E02	24.0	855F03XX4H02	28.4	13.8	91	97	0.95	II
LV-TW 1250Lm 2700-6500K CRI85/94 Dali	-	-	856B03XX4W02	24.0	856B03XX4Y02	28.4	11.4	110	85/94	0.90	II

LV versions also available with: Triac dim Casambi 1-10V & Push Check our datasheets, pricelist or website for all available versions

All values are measured at 230V (+/- 7%). See page 188-189 for the HV-FD dimmerlist.





Ø 108 mm

**BEAM ANGLE**



Reflector  
LV: 18° / 37° / 60°



Diffuser  
LV: 80° (On request)

**COLOURS**



Matt black  
RAL 9005



Matt white  
RAL 9016



Housing/ Reflector ring	Item code	Housing/ Reflector ring	Item code
White/Gold	XX=61	Black/Gold	XX=71
White/Silver	XX=63	Black/Silver	XX=74
White/Black	XX=62	Black/Black	XX=72
White/White	XX=65	Black/White	XX=76

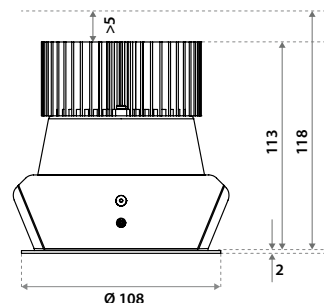
**SPRINGS**



Standard with CS springs (concrete/gyproc). Also available as above with WS springs (gyproc/metal).

# Strada 100

**DIMENSIONS**



**CHOOSE YOUR LUMEN OUTPUT**

	mA	W per lamp		Lumen Output			Lumen / Watt		
		CRI82	CRI97	CRI82	CRI82	CRI97	CRI82	CRI82	CRI97
				3000K	4000K	3000K	3000K	4000K	3000K
Special request	250	9.2	9.4	1350	1400	800	147	152	85
Special request	350	13.1	13.2	1850	1900	1100	141	145	83
Special request	500	19.4	17.9	2525	2600	1450	130	134	81
Standard	700	27.9	27.0	3575	3650	2150	128	131	80
Standard	800	32.4	32.1	3825	4050	2500	118	125	78
Special request	900	36.8	35.5	4300	4500	2700	117	122	76
Special request	1050	43.7	41.7	4900	5100	3000	112	117	72
Standard	1200	51.2	50.5	5550	5800	3250 <sup>1</sup>	108	113	64
Special request	1400	x	57.2	x	x	3750 <sup>2</sup>	x	x	66

<sup>1</sup> For large downlights CRI97 No dim. <sup>2</sup> For large downlights CR97 1-10V and Dali.

**SPECIFICATIONS**

Beam angle (FWHM)	18° / 37° / 60° (On request 80°)
Fixture material	Die cast aluminium / Glass
Environment	Indoor
IP rate	IP20 / IP44
IK rate	IK09
Operating temperature (Ta)	-20°C / +45°C
Safety marks	EN60598 / EN62031 / EN62471
EMC compliance	EN55015
Colour consistency (SDCM)	MacAdam step 3
Warranty	7 years

**IP20** Only when the product is installed in a closed ceiling may it be exposed to water splashes, and only on its front side.  
**IP44**

This luminaire contains built-in LED lamps. There are no exchangeable parts inside the luminaire. EU 874/2012. Ask our sales department about the possibilities for:  
- Tuneable white 2700-6500K.  
- Extra High CRI LED options (see page 32)



5-118  
118



1-55  
118

**Using CS springs:** Ø 100 mm. Thickness ceiling 5-118 mm & recess depth 118 mm. For plasterboard ceilings or similar harder materials thicker than 9 mm.

**Using WS springs:** Ø 100 mm. Thickness 1-55 mm & recess depth 118 mm. For soft ceiling tiles. We recommend using a ceiling ring on the reverse side of the tile.



**ITEM SPECIFICATIONS** See pricelist 2025 page 51

Description Strada 100	18°		37°		60°		mA	W per lamp	Lm/W	CRI (typ.)	Pf	Safety class
	Item code	UGR	Item code	UGR	Item code	UGR						
LV-HE 3575Lm 3000K CRI82 No dim	85N003XXCA02	19.4	85N003XXCB02	18.9	85N003XXCC02	21.9	700	27.9	128	82	0.95	II
LV-HE 3575Lm 3000K CRI82 1-10V & Push	85N003XXNA02	19.4	85N003XXNB02	18.9	85N003XXNC02	21.9	700	27.9	128	82	0.95	II
LV-HE 3575Lm 3000K CRI82 Dali	85N003XXPA02	19.4	85N003XXPB02	18.9	85N003XXPC02	21.9	700	27.9	128	82	0.95	II
LV-HE 3650Lm 4000K CRI82 No dim	85N003XXCD02	19.4	85N003XXCE02	18.9	85N003XXCF02	22.0	700	27.9	131	82	0.95	II
LV-HE 3650Lm 4000K CRI82 1-10V & Push	85N003XXND02	19.4	85N003XXNE02	18.9	85N003XXNF02	22.0	700	27.9	131	82	0.95	II
LV-HE 3650Lm 4000K CRI82 Dali	85N003XXPD02	19.4	85N003XXPE02	18.9	85N003XXPF02	22.0	700	27.9	131	82	0.95	II
LV 2500Lm 3000K CRI97 No dim	852003XXCG02	18.1	852003XXCH02	17.6	852003XXCI02	20.6	800	32.1	78	97	0.95	I
LV 2500Lm 3000K CRI97 1-10V & Push	852003XXNG02	18.1	852003XXNH02	17.6	852003XXNI02	20.6	800	32.1	78	97	0.95	II
LV 2500Lm 3000K CRI97 Dali	852003XXPG02	18.1	852003XXPH02	17.6	852003XXPI02	20.6	800	32.1	78	97	0.95	II
LV-HE 5550Lm 3000K CRI82 No dim	85N003XXCR02	20.9	85N003XXCS02	20.4	85N003XXCT02	23.4	1200	51.2	108	82	0.95	II
LV-HE 5550Lm 3000K CRI82 1-10V & Push	85N003XXNK02	20.9	85N003XXNL02	20.4	85N003XXNM02	23.4	1200	51.2	108	82	0.95	I
LV-HE 5550Lm 3000K CRI82 Dali	85N003XXPK02	20.9	85N003XXPL02	20.4	85N003XXPM02	23.4	1200	51.2	108	82	0.95	I
LV-HE 5800Lm 4000K CRI82 No dim	85N003XXCU02	21.1	85N003XXCV02	20.4	85N003XXCW02	23.6	1200	51.2	113	82	0.95	II
LV-HE 5800Lm 4000K CRI82 1-10V & Push	85N003XXNU02	21.1	85N003XXNP02	20.4	85N003XXNQ02	23.6	1200	51.2	113	82	0.95	I
LV-HE 5800Lm 4000K CRI82 Dali	85N003XXPU02	21.1	85N003XXPP02	20.4	85N003XXPQ02	23.6	1200	51.2	113	82	0.95	I
LV 3250Lm 3000K CRI97 No dim	852003XXFD02	19.0	852003XXFE02	18.5	852003XXFF02	21.6	1200	50.5	64	97	0.95	II
LV 3750Lm 3000K CRI97 1-10V & Push	852003XXNR02	19.5	852003XXNS02	19.0	852003XXNT02	22.1	1400	57.2	66	97	0.95	I
LV 3750Lm 3000K CRI97 Dali	852003XXPR02	19.5	852003XXPS02	19.0	852003XXPT02	22.1	1400	57.2	66	97	0.95	I

All values are measured at 230V (+/- 7%).





ø 170 mm

**BEAM ANGLE**



Reflector  
LV: 45° / 65°



Diffuser  
LV: 80° (On request)

**COLOURS**



Matt black  
RAL 9005



Matt white  
RAL 9016



Housing/ Reflector ring	Item code	Housing/ Reflector ring	Item code
White/Gold	XX=61	Black/Gold	XX=71
White/Silver	XX=63	Black/Silver	XX=74
White/Black	XX=62	Black/Black	XX=72
White/White	XX=65	Black/White	XX=76

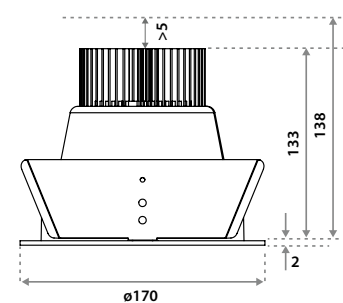
**SPRINGS**



Standard with CS springs (concrete/gypoc). Also available as above with WS springs (gypoc/metal).

# Strada 150

**DIMENSIONS**



**CHOOSE YOUR LUMEN OUTPUT**

	mA	W per lamp		Lumen Output			Lumen / Watt		
		CRI82	CRI97	CRI82 3000K	CRI82 4000K	CRI97 3000K	CRI82 3000K	CRI82 4000K	CRI97 3000K
Special request	250	9.2	9.4	1350	1400	800	147	152	85
Special request	350	13.1	13.2	1850	1900	1100	141	145	83
Special request	500	19.4	17.9	2525	2600	1450	130	134	81
Standard	700	27.9	27.0	3575	3650	2150	128	131	80
Standard	800	32.4	32.1	3825	4050	2500	118	125	78
Special request	900	36.8	35.5	4300	4500	2700	117	122	76
Special request	1050	43.7	41.7	4900	5100	3000	112	117	72
Standard	1200	51.2	50.5	5550	5800	3250 <sup>1</sup>	108	113	64
Special request	1400	x	57.2	x	x	3750 <sup>2</sup>	x	x	66

<sup>1</sup> For large downlights CRI97 No dim. <sup>2</sup> For large downlights CR97 1-10V and Dali.

**SPECIFICATIONS**

Beam angle (FWHM)	45° / 65° (On request 80°)
Fixture material	Die cast aluminium / Glass
Environment	Indoor
IP rate	IP20 / IP44
IK rate	IK09
Operating temperature (Ta)	-20°C / +45°C
Safety marks	EN60598 / EN62031 / EN62471
EMC compliance	EN55015
Colour consistency (SDCM)	MacAdam step 3
Warranty	7 years

This luminaire contains built-in LED lamps. There are no exchangeable parts inside the luminaire. EU 874/2012

TUNABLE WHITE

Ask our sales department about the possibilities for:  
- Tuneable white 2700-6500K.  
- Extra High CRI LED options (see page 32)



5-138  
138



1-35  
138

Using CS springs. Ø 160 mm. Thickness ceiling 5-138 mm & recess depth 138 mm. For plasterboard ceilings or similar harder materials.

Using WS springs: Ø 150-165 mm. Thickness ceiling 1-35 mm & recess depth 138 mm. For soft ceiling tiles. We recommend using a ceiling ring on the reverse side of the tile.

**IP20** Only when the product is installed in a closed ceiling may it be exposed to water splashes, and only on its front side.  
**IP44**



TCIE LUMILEDS TE bridgelux KGP eldoLED

**ITEM SPECIFICATIONS** See pricelist 2025 page 52

Description Strada 150	45°		65°		mA	W per lamp	Lm/W	CRI (typ.)	Pf	Safety class
	Item code	UGR	Item code	UGR						
LV-HE 3575Lm 3000K CRI82 No dim	85N503XXJA02	16.9	85N503XXJB02	19.8	700	27.9	128	82	0.95	II
LV-HE 3575Lm 3000K CRI82 1-10V & Push	85N503XXN202	16.9	85N503XXN302	19.8	700	27.9	128	82	0.95	II
LV-HE 3575Lm 3000K CRI82 Dali	85N503XXP202	16.9	85N503XXP302	19.8	700	27.9	128	82	0.95	II
LV-HE 3650Lm 4000K CRI82 No dim	85N503XXJC02	17.0	85N503XXJD02	19.9	700	27.9	131	82	0.95	II
LV-HE 3650Lm 4000K CRI82 1-10V & Push	85N503XXN402	17.0	85N503XXN502	19.9	700	27.9	131	82	0.95	II
LV-HE 3650Lm 4000K CRI82 Dali	85N503XXP402	17.0	85N503XXP502	19.9	700	27.9	131	82	0.95	II
LV 2500Lm 3000K CRI97 No dim	850503XXCX02	15.7	850503XXCY02	18.5	800	32.1	78	97	0.95	I
LV 2500Lm 3000K CRI97 1-10V & Push	850503XXN002	15.7	850503XXN102	18.5	800	32.1	78	97	0.95	II
LV 2500Lm 3000K CRI97 Dali	850503XXP002	15.7	850503XXP102	18.5	800	32.1	78	97	0.95	II
LV-HE 5550Lm 3000K CRI82 No dim	85N503XXCK02	18.4	85N503XXCL02	21.3	1200	50.5	99	82	0.95	II
LV-HE 5550Lm 3000K CRI82 1-10V & Push	85N503XXNU02	18.4	85N503XXNV02	21.3	1200	50.5	99	82	0.95	I
LV-HE 5550Lm 3000K CRI82 Dali	85N503XXPU02	18.4	85N503XXPV02	21.3	1200	50.5	99	82	0.95	I
LV-HE 5800Lm 4000K CRI82 No dim	85N503XXCM02	18.6	85N503XXCN02	21.5	1200	50.5	113	82	0.95	II
LV-HE 5800Lm 4000K CRI82 1-10V & Push	85N503XXNW02	18.6	85N503XXNX02	21.5	1200	50.5	113	82	0.95	I
LV-HE 5800Lm 4000K CRI82 Dali	85N503XXPW02	18.6	85N503XXPX02	21.5	1200	50.5	113	82	0.95	I
LV 3250Lm 3000K CRI97 No dim	850503XXCP02	16.6	850503XXCQ02	19.4	1200	50.5	64	97	0.95	II
LV 3750Lm 3000K CRI97 1-10V & Push	850503XXNY02	17.1	850503XXNZ02	19.9	1400	57.2	66	97	0.95	I
LV 3750Lm 3000K CRI97 Dali	850503XXPY02	17.1	850503XXPZ02	19.9	1400	57.2	66	97	0.95	I


All values are measured at 230V (+/- 7%).





∅ 103 mm

**BEAM ANGLE**



Lens  
HV-FD: 40°



Diffuser  
HV-FD: 80°


**COLOURS**



Matt black  
RAL 9005



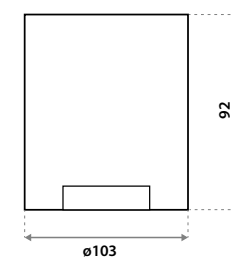
Matt white  
RAL 9016



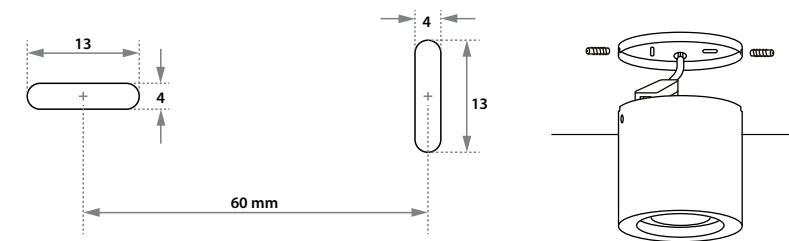
Housing/ Reflector ring	Item code	Housing/ Reflector ring	Item code
White/Gold	XX=61	Black/Gold	XX=71
White/Silver	XX=63	Black/Silver	XX=74
White/Black	XX=62	Black/Black	XX=72
White/White	XX=65	Black/White	XX=76

# Vector CL 100

**DIMENSIONS**



**FIXATION DIMENSIONS**



**SPECIFICATIONS**

Beam angle (FWHM)	40° / 80°
Fixture material	Housing: Die cast aluminium Reflector glass: Polycarbonate
Environment	Indoor
IP rate	IP20
IK rate	IK03
Operating temperature (Ta)	-20°C / +45°C
Safety marks	EN60598 / EN62031 / EN62471
EMC compliance	EN55015
Colour consistency (SDCM)	MacAdam step 3
Warranty	7 years

This luminaire contains built-in LED lamps.  
There are no exchangeable parts inside the luminaire.  
EU 874/2012



**ITEM SPECIFICATIONS** See pricelist 2025 page 60

Description	40°		80°		W per lamp	Lm/W	CRI (typ.)	Pf	Safety class
	Item code	UGR	Item code	UGR					
Vector CL 100 HV-FD 800Lm 2700K Triac dim	7B2A03XX5A02	15.7	7B2A03XX5B02	26.9	10.5	76	93	0.99	II
Vector CL 100 HV-FD 800Lm 3000K Triac dim	7B2A03XX5C02	15.7	7B2A03XX5D02	26.9	10.3	78	93	0.99	II
Vector CL 100 HV-FD 800Lm 4000K Triac dim	7B2A03XX5E02	15.7	7B2A03XX5F02	26.9	10.1	79	93	0.99	II
Vector CL 100 HV-FD 800Lm 2200-3000K Triac dim	7B2A03XX5G02	15.7	7B2A03XX5H02	26.9	10.3	78	93	0.99	II

All values are measured at 230V (+/- 7%).





DRIVERLESS  
220-240V

ø 103 mm

COLOURS



Matt black  
RAL 9005



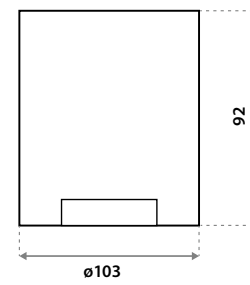
Matt white  
RAL 9016



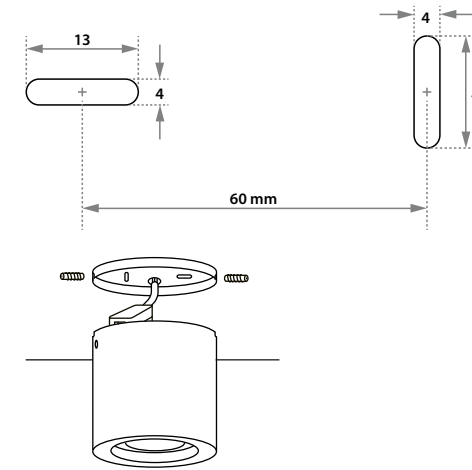
Housing/ Reflector ring	Item code	Housing/ Reflector ring	Item code
White/Gold	XX=61	Black/Gold	XX=71
White/Silver	XX=63	Black/Silver	XX=74
White/Black	XX=62	Black/Black	XX=72
White/White	XX=65	Black/White	XX=76

# SensorVector CL 100

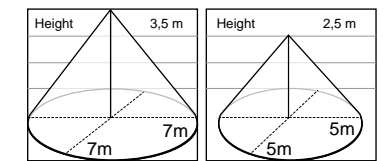
## DIMENSIONS



## FIXATION DIMENSIONS



## DETECTION AREA



## SPECIFICATIONS

Beam angle (FWHM)	80°
Fixture material	Housing: Die cast aluminium Reflector glass: Polycarbonate
Environment	Indoor
IP rate	IP20
IK rate	IK03
Operating temperature (Ta)	-20°C / +30°C
Safety marks	EN60598 / EN62031 / EN62471
EMC compliance	EN55015
Colour consistency (SDCM)	MacAdam step 3
Warranty	7 years
Detection range	120°
Turn-on time	200 ms
Inrush current	0 mA (max. 220 pcs. per type B16 Amp)
Surge protection	L-N > 1kV; L-E, N-E > 2kV
Audible noise	21 dB
Time setting	4 min. (cannot be changed)

This luminaire contains built-in LED lamps.  
There are no exchangeable parts inside the luminaire.  
EU 874/2012

**IP20** **4 MIN** Sensor luminaires turn on for 4 minutes after detecting movement.



## ITEM SPECIFICATIONS

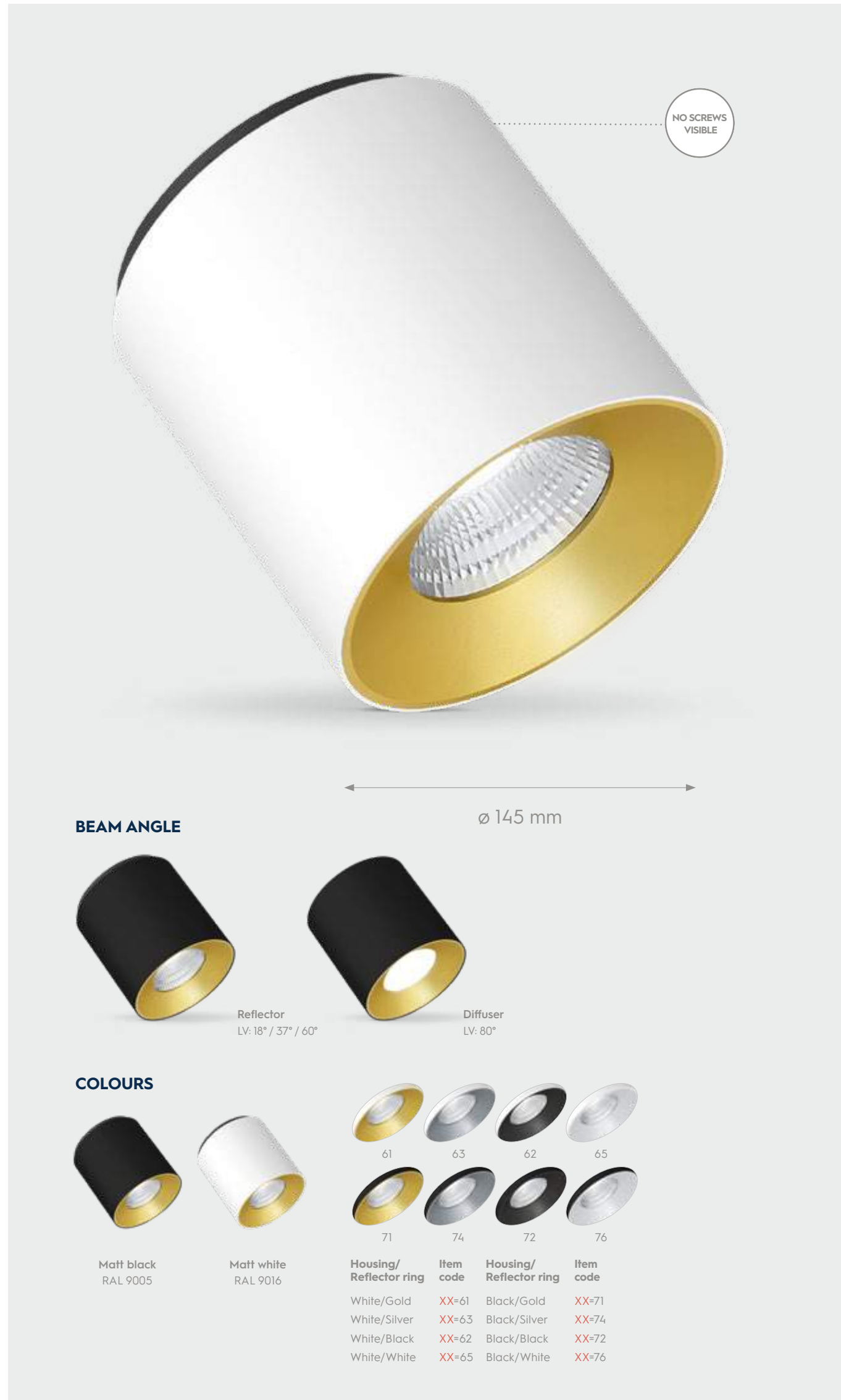
See pricelist 2025 page 59

Description	Item code	Input	W per lamp	Lm/W	CRI (typ.)	UGR	Pf	Safety class
SensorVector CL 100 HV 600 Lm 3000K 80°	7B2S03XX5D02	220-240V	15.0	40	83	25.9	0.99	II
SensorVector CL 100 HV 600 Lm 4000K 80°	7B2S03XX5F02	220-240V	15.0	40	83	25.9	0.99	II

All values are measured at 230V (+/- 7%).







NO SCREWS VISIBLE

ø 145 mm


**BEAM ANGLE**



Reflector  
LV: 18° / 37° / 60°


Diffuser  
LV: 80°

**COLOURS**



Matt black  
RAL 9005

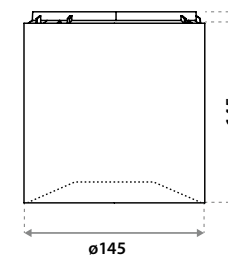
Matt white  
RAL 9016



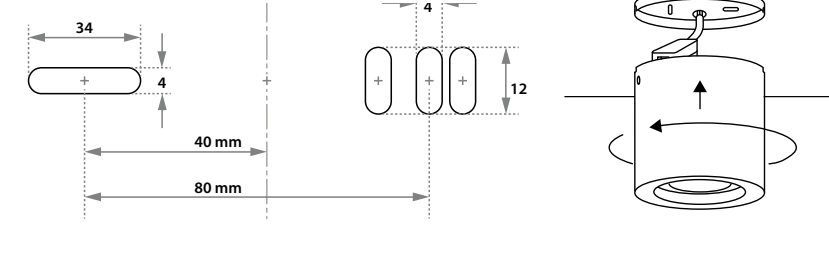
Housing/ Reflector ring	Item code	Housing/ Reflector ring	Item code
White/Gold	XX=61	Black/Gold	XX=71
White/Silver	XX=63	Black/Silver	XX=74
White/Black	XX=62	Black/Black	XX=72
White/White	XX=65	Black/White	XX=76

# Vector CL 145

**DIMENSIONS**



**FIXATION DIMENSIONS**



**SPECIFICATIONS**

Beam angle (FWHM)	18° / 37° / 60° / 80°
Fixture material	Die cast aluminium / Glass
Environment	Indoor
IP rate	IP20
IK rate	IK09
Operating temperature (Ta)	-20°C / +45°C
Safety marks	EN60598 / EN62031 / EN62471
EMC compliance	EN55015
Colour consistency (SDCM)	MacAdam step 3
Safety class	II
Warranty	7 years

This luminaire contains built-in LED lamps.  
There are no exchangeable parts inside the luminaire.  
EU 874/2012

**CHOOSE YOUR LV LUMEN OUTPUT**

CRI82 special request	mA	W per lamp	Lumen Output			Lumen / Watt		
			2700K	3000K	4000K	2700K	3000K	4000K
Special request	250	9.1	1225	1250	1275	135	138	140
Special request	350	12.9	1650	1725	1750	128	134	136
Special request	450	17.8	2075	2150	2175	116	120	122
Standard	500	19.7	2250	2325	2350	114	118	120

CRI97 standard	mA	W per lamp	Lumen Output			Lumen / Watt		
			2700K	3000K	4000K	2700K	3000K	4000K
Special request	250	9.8	850	900	1000	87	92	102
Special request	350	13.8	1150	1250	1350	83	91	98
Special request	450	18.0	1475	1600	1750	82	89	97
Standard	500	20.1	1625	1800	1925	81	89	96



**ITEM SPECIFICATIONS** See pricelist 2025 page 61

Description Vector CL 145	18°		37°		60°		80°		W per lamp	Lm/W	CRI (typ.)	PF
	Item code	UGR	Item code	UGR	Item code	UGR	Item code	UGR				
LV-HE 2250Lm 2700K CRI82 No dim	7DN903XX8J02	12.7	7DN903XX8M02	12.6	7DN903XX8Q02	15.8	7DN903610E02	22.5	19.7	114	82	0.95
LV-HE 2250Lm 2700K CRI82 1-10V & Push	7DN903XXD102	12.7	7DN903XXD402	12.6	7DN903XXD702	15.8	7DN903XX0L02	22.5	19.7	114	82	0.95
LV-HE 2250Lm 2700K CRI82 Dali	7DN903XX1L02	12.7	7DN903XX1P02	12.6	7DN903XX1S02	15.8	7DN903XX0P02	22.5	19.7	114	82	0.95
LV-HE 2325Lm 3000K CRI82 No dim	7DN903XX8K02	12.8	7DN903XX8N02	12.7	7DN903XX8R02	15.9	7DN903610F02	22.6	19.7	118	82	0.95
LV-HE 2325Lm 3000K CRI82 1-10V & Push	7DN903XXD202	12.8	7DN903XXD502	12.7	7DN903XXD802	15.9	7DN903XX0M02	22.6	19.7	118	82	0.95
LV-HE 2325Lm 3000K CRI82 Dali	7DN903XX1M02	12.8	7DN903XX1Q02	12.7	7DN903XX1T02	15.9	7DN903XX0Q02	22.6	19.7	118	82	0.95
LV-HE 2350Lm 4000K CRI82 No dim	7DN903XX8L02	12.8	7DN903XX8P02	12.7	7DN903XX8S02	15.9	7DN903610G02	22.7	19.7	120	82	0.95
LV-HE 2350Lm 4000K CRI82 1-10V & Push	7DN903XXD302	12.8	7DN903XXD602	12.7	7DN903XXD902	15.9	7DN903XX0N02	22.7	19.7	120	82	0.95
LV-HE 2350Lm 4000K CRI82 Dali	7DN903XX1N02	12.8	7DN903XX1R02	12.7	7DN903XX1U02	15.9	7DN903XX0R02	22.7	19.7	120	82	0.95
LV 1625Lm 2700K CRI97 No dim	7D1B03XX8J02	11.5	7D1B03XX8M02	11.5	7D1B03XX8Q02	14.6	7D1B03610E02	21.4	20.1	81	97	0.95
LV 1625Lm 2700K CRI97 1-10V & Push	7D1B03XXD102	11.5	7D1B03XXD402	11.5	7D1B03XXD702	14.6	7D1B03XX0L02	21.4	20.1	81	97	0.95
LV 1625Lm 2700K CRI97 Dali	7D1B03XX1L02	11.5	7D1B03XX1P02	11.5	7D1B03XX1S02	14.6	7D1B03XX0P02	21.4	20.1	81	97	0.95
LV 1800Lm 3000K CRI97 No dim	7D1B03XX8K02	11.9	7D1B03XX8N02	11.8	7D1B03XX8R02	15.8	7D1B03610F02	21.7	20.1	89	97	0.95
LV 1800Lm 3000K CRI97 1-10V & Push	7D1B03XXD202	11.9	7D1B03XXD502	11.8	7D1B03XXD802	15.8	7D1B03XX0M02	21.7	20.1	89	97	0.95
LV 1800Lm 3000K CRI97 Dali	7D1B03XX1M02	11.9	7D1B03XX1Q02	11.8	7D1B03XX1T02	15.8	7D1B03XX0Q02	21.7	20.1	89	97	0.95
LV 1925Lm 4000K CRI97 No dim	7D1B03XX8L02	12.1	7D1B03XX8P02	12.0	7D1B03XX8S02	15.2	7D1B03610G02	22.0	20.1	96	97	0.95
LV 1925Lm 4000K CRI97 1-10V & Push	7D1B03XXD302	12.1	7D1B03XXD602	12.0	7D1B03XXD902	15.2	7D1B03XX0N02	22.0	20.1	96	97	0.95
LV 1925Lm 4000K CRI97 Dali	7D1B03XX1N02	12.1	7D1B03XX1R02	12.0	7D1B03XX1U02	15.2	7D1B03XX0R02	22.0	20.1	96	97	0.95

All values are measured at 230V (+/- 7%).





ø 230 mm

**COLOURS**



Matt black  
RAL 9005

Matt white  
RAL 9016



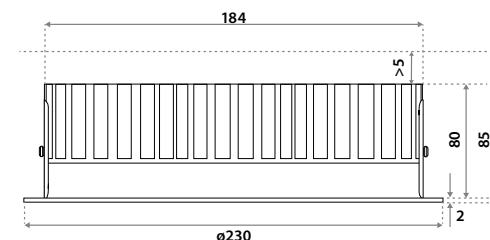
Housing/ Reflector ring	Item code	Housing/ Reflector ring	Item code
White/Gold	XX=61	Black/Gold	XX=71
White/Silver	XX=63	Black/Silver	XX=74
White/Black	XX=62	Black/Black	XX=72
White/White	XX=65	Black/White	XX=76

**SPRINGS**

Other springs only available through our MIYO department.

# Strada 185

**DIMENSIONS**



**CHOOSE YOUR LUMEN OUTPUT**

	mA	W per lamp		Lumen Output			Lumen / Watt		
		CRI82	CRI97	CRI82 3000K	CRI82 4000K	CRI97 3000K	CRI82 3000K	CRI82 4000K	CRI97 3000K
Special request	250	9.2	9.4	1350	1400	800	147	152	85
Special request	350	13.1	13.2	1850	1900	1100	141	145	83
Special request	500	19.4	17.9	2525	2600	1450	130	134	81
Standard	700	27.9	27.0	3575	3650	2150	128	131	80
Standard	800	32.4	32.1	3825	4050	2500	118	125	78
Special request	900	36.8	35.5	4300	4500	2700	117	122	76
Special request	1050	43.7	41.7	4900	5100	3000	112	117	72
Standard	1200	51.2	50.5	5550	5800	3250 <sup>1</sup>	108	113	64
Special request	1400	x	57.2	x	x	3750 <sup>2</sup>	x	x	66

<sup>1</sup> For large downlights CRI97 No dim. <sup>2</sup> For large downlights CR97 1-10V and Dali.

**SPECIFICATIONS**

Beam angle (FWHM)	80°
Fixture material	Housing: Die cast aluminium Reflector glass: Polycarbonate
Environment	Indoor
IP rate	IP20 / IP44
IK rate	IK03
Operating temperature (Ta)	-20°C / +45°C
Safety marks	EN60598 / EN62031 / EN62471
EMC compliance	EN55015
Colour consistency (SDCM)	MacAdam step 3
Warranty	7 years



This luminaire contains built-in LED lamps.  
There are no exchangeable parts inside the luminaire.  
EU 874/2012



**Using CS springs.** Thickness ceiling 5-85 mm & recess depth 85 mm.  
185 mm: For soft ceiling tiles. We recommend using a wooden plate or a ceiling ring on the reverse side of the tile.  
185-205 mm: For plasterboard ceilings or similar harder materials.

**IP20** Only when the product is installed in a closed ceiling may it be exposed to water splashes, and only on its front side.  
**IP44**



**ITEM SPECIFICATIONS** See pricelist 2025 page 53

Description	Item code	UGR	mA	W per lamp	Lm/W	CRI (typ.)	Pf	Safety class
Strada 185								
LV-HE 3575Lm 3000K CRI82 No dim	85N103XXYR02	25.4	700	27.9	128	82	0.95	II
LV-HE 3575Lm 3000K CRI82 1-10V & Push	85N103XXYH02	25.4	700	27.9	128	82	0.95	II
LV-HE 3575Lm 3000K CRI82 Dali	85N103XXYM02	25.4	700	27.9	128	82	0.95	II
LV-HE 3650Lm 4000K CRI82 No dim	85N103XXYU02	25.5	700	27.9	131	82	0.95	II
LV-HE 3650Lm 4000K CRI82 1-10V & Push	85N103XXYU02	25.5	700	27.9	131	82	0.95	II
LV-HE 3650Lm 4000K CRI82 Dali	85N103XXYW02	25.5	700	27.9	131	82	0.95	II
LV 2500Lm 3000K CRI97 No dim	85C03XXYQ02	24.2	800	32.1	78	97	0.95	I
LV 2500Lm 3000K CRI97 1-10V & Push	85C03XXYG02	24.2	800	32.1	78	97	0.95	II
LV 2500Lm 3000K CRI97 Dali	85C03XXYL02	24.2	800	32.1	78	97	0.95	II
LV-HE 5550Lm 3000K CRI82 No dim	85N103XXYT02	27.0	1200	51.2	108	82	0.95	II
LV-HE 5550Lm 3000K CRI82 1-10V & Push	85N103XXYK02	27.0	1200	51.2	108	82	0.95	I
LV-HE 5550Lm 3000K CRI82 Dali	85N103XXYP02	27.0	1200	51.2	108	82	0.95	I
LV-HE 5800Lm 4000K CRI82 No dim	85N103XXYZ02	27.1	1200	51.2	113	82	0.95	II
LV-HE 5800Lm 4000K CRI82 1-10V & Push	85N103XXYV02	27.1	1200	51.2	113	82	0.95	I
LV-HE 5800Lm 4000K CRI82 Dali	85N103XXYX02	27.1	1200	51.2	113	82	0.95	I
LV 3250Lm 3000K CRI97 No dim	85C03XXYS02	25.1	1200	50.5	64	97	0.95	II
LV 3750Lm 3000K CRI97 1-10V & Push	85C03XXYJ02	25.6	1400	57.2	66	97	0.95	I
LV 3750Lm 3000K CRI97 Dali	85C03XXYN02	25.6	1400	57.2	66	97	0.95	I

All values are measured at 230V (+/- 7%).

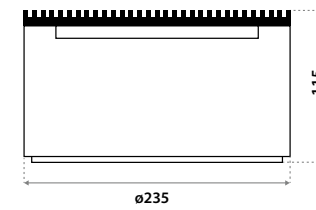




CEILING LIGHTS

# Vector CL 235

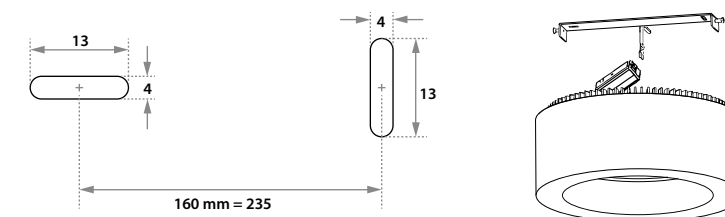
## DIMENSIONS



## CHOOSE YOUR LUMEN OUTPUT

	mA	W per lamp		Lumen Output			Lumen / Watt		
		CRI82	CRI97	CRI82 3000K	CRI82 4000K	CRI97 3000K	CRI82 3000K	CRI82 4000K	CRI97 3000K
Special request	250	9.2	9.4	1350	1400	800	147	152	85
Special request	350	13.1	13.2	1850	1900	1100	141	145	83
Standard	500	19.4	17.9	2525	2600	1450	130	134	81

## FIXATION DIMENSIONS



## SPECIFICATIONS

Beam angle (FWHM)	80°
Fixture material	Housing: Die cast aluminium Reflector glass: Polycarbonate
Environment	Indoor
IP rate	IP20
IK rate	IK03
Operating temperature (Ta)	-20°C / +45°C
Safety marks	EN60598 / EN62031 / EN62471
EMC compliance	EN55015
Colour consistency (SDCM)	MacAdam step 3
Warranty	7 years

This luminaire contains built-in LED lamps.  
There are no exchangeable parts inside the luminaire.  
EU 874/2012




## ITEM SPECIFICATIONS [See pricelist 2025 page 62](#)

Description	Item code	W per lamp	Lm/W	CRI (typ.)	UGR	Pf	Safety class
Vector CL 235 LV 2525Lm 3000K CRI82 No dim	7DN103XXY002	19.4	130	82	24.2	0.95	II
Vector CL 235 LV 2525Lm 3000K CRI82 1-10V & Push	7DN103XXY102	19.4	130	82	24.2	0.95	II
Vector CL 235 LV 2525Lm 3000K CRI82 Dali	7DN103XXY202	19.4	130	82	24.2	0.95	II
Vector CL 235 LV 2600Lm 4000K CRI82 No dim	7DN103XXY302	19.4	134	82	24.3	0.95	II
Vector CL 235 LV 2600Lm 4000K CRI82 1-10V & Push	7DN103XXY402	19.4	134	82	24.3	0.95	II
Vector CL 235 LV 2600Lm 4000K CRI82 Dali	7DN103XXY502	19.4	134	82	24.3	0.95	II
Vector CL 235 LV 1450Lm 3000K CRI97 No dim	7D1C03XXY602	17.9	81	97	22.3	0.95	II
Vector CL 235 LV 1450Lm 3000K CRI97 1-10V & Push	7D1C03XXY702	17.9	81	97	22.3	0.95	II
Vector CL 235 LV 1450Lm 3000K CRI97 Dali	7D1C03XXY802	17.9	81	97	22.3	0.95	II

All values are measured at 230V (+/- 7%).







← →  
ø 42 mm

**COLOURS**



Matt white  
RAL 9016 (XX=MW)



Matt black  
RAL 9005 (XX=BL)

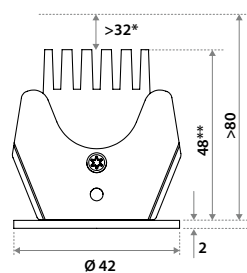
**SPRINGS**



Standard with CS springs (concrete/gyproc).  
Also available as above with  
WS springs (gyproc/metal).


# Fluxe 35 (Gen2)

**DIMENSIONS**




\* This distance is necessary because of the height of the connection box (80 mm). For purely heat reasons just 5 mm is sufficient.  
\*\* For WS springs this dimension is 60 mm

**Incl. PSU No dim (100-240V)**



**Incl. conn.box (500mA)\***

For installation to a central power supply.



**SPECIFICATIONS**

Beam angle (FWHM)	40° (65° FWTM)
Fixture material	Housing: Die cast aluminium Reflector glass: Polycarbonate
Environment	Indoor
IP rate	IP20 / IP44
IK rate	IK03
Operating temperature (Ta)	-20°C / +45°C
Safety marks	EN60598 / EN62031 / EN62471
EMC compliance	EN55015
Colour consistency (SDCM)	MacAdam step 3
Warranty	7 years

This luminaire contains built-in LED lamps.  
There are no exchangeable parts inside the luminaire.  
EU 874/2012  
\*See page 174 for more information about power supplies.



**Using CS springs:** ø 35 mm.  
Thickness ceiling 5-80 mm  
& recess depth 80 mm.



**Using WS springs:** ø 36 mm.  
Thickness ceiling 1-50 mm  
& recess depth 80 mm.

Only when the product is installed in a closed ceiling may it be exposed to water splashes, and only on its front side.



**ITEM SPECIFICATIONS** See pricelist 2025 page 6

Description	Item code	Input	Vf	W per lamp	Lm/W	CRI (typ.)	UGR	Pf	Safety class
Fluxe 35 LV 475Lm 2700K No dim	921903XX0102	100-240V	x	6.6	72	82	15.0	0.6	II
Fluxe 35 LV 500Lm 3000K No dim	921903XX7202	100-240V	x	6.6	76	82	15.2	0.6	II
Fluxe 35 LV 525Lm 4000K No dim	921903XX0202	100-240V	x	6.6	80	82	15.4	0.6	II
Fluxe 35 LVC 500mA 475Lm 2700K Dim	921903XX01E2	500mA	11.9	5.7	83	82	15.0	x	III
Fluxe 35 LVC 500mA 500Lm 3000K Dim	921903XX72E2	500mA	11.9	5.7	88	82	15.2	x	III
Fluxe 35 LVC 500mA 525Lm 4000K Dim	921903XX02E2	500mA	11.9	5.7	92	82	15.4	x	III

All values are measured at 230V (+/- 7%).





← →  
ø 55 mm

**COLOURS**



Matt white  
RAL 9016 (XX=MW)

Matt black  
RAL 9005 (XX=BL)

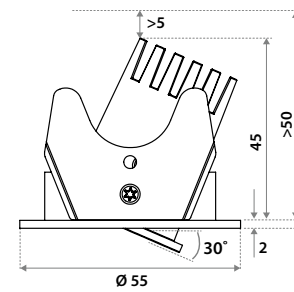
**SPRINGS**



Standard with CS springs (concrete/gyproc).  
Also available as above with  
WS springs (gyproc/metal).

# Fluxe 50 (Gen2)

**DIMENSIONS**




**Incl. PSU (220-240V)**

PSU TCI 127042 Triac dim 102x38x21 mm  
PSU TCI 127576 Dali 147x44x22 mm



**Incl. conn.box (500mA)\***  
For installation to a central power supply.



**SPECIFICATIONS**

Beam angle (FWHM)	40° (65° FWTM)
Fixture material	Housing: Die cast aluminium Reflector glass: Polycarbonate
Environment	Indoor
IP rate	IP20
IK rate	IK03
Operating temperature (Ta)	-20°C / +45°C
Safety marks	EN60598 / EN62031 / EN62471
EMC compliance	EN55015
Colour consistency (SDCM)	MacAdam step 3
Warranty	7 years

This luminaire contains built-in LED lamps.  
There are no exchangeable parts inside the luminaire.  
EU 874/2012

\*See page 174 for more information about power supplies.



**Using CS springs:** ø 50 mm.  
Thickness ceiling 5-50 mm  
& recess depth 50 mm.



**Using WS springs:** ø 50 mm.  
Thickness ceiling 1-20 mm  
& recess depth 50 mm.



**ITEM SPECIFICATIONS** See pricelist 2025 page 5

Description	Item code	Input	Vf	W per lamp	Lm/W	CRI (typ.)	UGR	Pf	Safety class
Fluxe 50 adj LV 475Lm 2700K Triac dim	861A03XX0102	220-240V	x	6.6	72	82	15.0	0.96	II
Fluxe 50 adj LV 500Lm 3000K Triac dim	861A03XX7202	220-240V	x	6.6	76	82	15.2	0.96	II
Fluxe 50 adj LV 525Lm 4000K Triac dim	861A03XX0202	220-240V	x	6.6	80	82	15.4	0.96	II
Fluxe 50 adj LV 475Lm 2700K Dali	861A03XXS402	220-240V	x	6.6	72	82	15.0	0.95	II
Fluxe 50 adj LV 500Lm 3000K Dali	861A03XXS502	220-240V	x	6.6	76	82	15.2	0.95	II
Fluxe 50 adj LV 525Lm 4000K Dali	861A03XXS602	220-240V	x	6.6	80	82	15.4	0.95	II
Fluxe 50 adj LVC 500mA 475Lm 2700K Dim	861A03XX01E2	350mA	11.9	5.7	83	82	15.0	x	III
Fluxe 50 adj LVC 500mA 500Lm 3000K Dim	861A03XX72E2	350mA	11.9	5.7	88	82	15.2	x	III
Fluxe 50 adj LVC 500mA 525Lm 4000K Dim	861A03XX02E2	350mA	11.9	5.7	92	82	15.4	x	III

All values are measured at 230V (+/- 7%).





Ø 90 mm

**BEAM ANGLE**



**COLOURS**

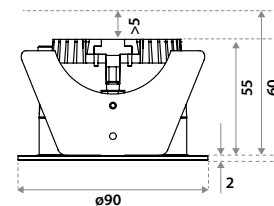


**SPRINGS**



# Fluxe 75

**DIMENSIONS**



**SPECIFICATIONS**

Beam angle (FWHM)	See the item specifications below
Fixture material	Housing: Die cast aluminium Reflector glass: Polycarbonate
Environment	Indoor
IP rate	IP20 / IP65 <sup>1</sup>
IK rate	IK03
Operating temperature (Ta)	-20°C / +45°C
Safety marks	EN60598 / EN62031 / EN62471
EMC compliance	EN55015
Colour consistency (SDCM)	MacAdam step 3
Warranty	7 years

This luminaire contains built-in LED lamps.

There are no exchangeable parts inside the luminaire.

EU 874/2012

**CHOOSE YOUR LV LUMEN OUTPUT**

CRI82 standard	mA	W per lamp	Lumen Output			Lumen / Watt		
			2700K	3000K	4000K	2700K	3000K	4000K
Special request	125	4.5	625	650	675	140	145	151
Special request	250	9.1	1225	1250	1275	135	138	140
Special request	350	12.9	1650	1725	1750	128	134	136

CRI97 standard	mA	W per lamp	Lumen Output			Lumen / Watt		
			2700K	3000K	4000K	2700K	3000K	4000K
Special request	125	5.0	475	500	525	95	100	105
Special request	250	9.8	850	900	1000	87	92	102
Standard	350	13.8	1150	1250	1350	83	91	98



Using CS springs: Ø 75 mm.  
Thickness ceiling 5-60 mm  
& recess depth 60 mm.



Using WS springs: Ø 77 mm.  
Thickness ceiling 1-55 mm  
& recess depth 60 mm.

Only when the product is installed in a closed ceiling may it be exposed to water splashes, and only on its front side.



<sup>1</sup> Not for HV-FD 40° version.



**ITEM SPECIFICATIONS** See pricelist 2025 page 22

Description Fluxe 75	40°		80°		W per lamp	Lm/W	CRI (typ.)	Pf	Safety class
	Item code	UGR	Item code	UGR					
HV-FD 800Lm 2700K Triac dim	802A03XX5A02	15.7	802A03XX5B02	26.9	10.5	76	93	0.99	I
HV-FD 800Lm 3000K Triac dim	802A03XX5C02	15.7	802A03XX5D02	26.9	10.3	78	93	0.99	I
HV-FD 800Lm 4000K Triac dim	802A03XX5E02	15.7	802A03XX5F02	26.9	10.1	79	93	0.99	I
HV-FD 800Lm 2200-3000K Triac dim	802A03XX5G02	15.7	802A03XX5H02	26.9	10.3	78	93	0.99	I

Description Fluxe 75	24°		60°		80°		W per lamp	Lm/W	CRI (typ.)	Pf	Safety class
	Item code	UGR	Item code	UGR	Item code	UGR					
LV-HE 1650Lm 2700K CRI82 No dim	803A03XX4K02	24.1	803A03XX4L02	24.9	803A03XX4M02	29.4	12.9	128	82	0.93	II
LV-HE 1650Lm 2700K CRI82 Dali	803A03XX4B02	24.1	803A03XX4E02	24.9	803A03XX4H02	29.4	12.9	128	82	0.95	II
LV-HE 1725Lm 3000K CRI82 No dim	803B03XX4K02	24.2	803B03XX4L02	25.1	803B03XX4M02	29.6	12.9	134	82	0.93	II
LV-HE 1725Lm 3000K CRI82 Dali	803B03XX4B02	24.2	803B03XX4E02	25.1	803B03XX4H02	29.6	12.9	134	82	0.95	II
LV-HE 1750Lm 4000K CRI82 No dim	803E03XX4K02	24.3	803E03XX4L02	25.2	803E03XX4M02	29.6	12.9	136	82	0.93	II
LV-HE 1750Lm 4000K CRI82 Dali	803E03XX4B02	24.3	803E03XX4E02	25.2	803E03XX4H02	29.6	12.9	136	82	0.95	II
LV 1150Lm 2700K CRI97 No dim	805A03XX4K02	22.8	805A03XX4L02	23.7	805A03XX4M02	28.1	13.8	83	97	0.93	II
LV 1150Lm 2700K CRI97 Dali	805A03XX4B02	22.8	805A03XX4E02	23.7	805A03XX4H02	28.1	13.8	83	97	0.95	II
LV 1250Lm 3000K CRI97 No dim	805B03XX4K02	23.1	805B03XX4L02	24.0	805B03XX4M02	28.4	13.8	91	97	0.93	II
LV 1250Lm 3000K CRI97 Dali	805B03XX4B02	23.1	805B03XX4E02	24.0	805B03XX4H02	28.4	13.8	91	97	0.95	II
LV 1350Lm 4000K CRI97 No dim	805G03XX4K02	23.4	805G03XX4L02	24.2	805G03XX4M02	28.7	13.8	98	97	0.93	II
LV 1350Lm 4000K CRI97 Dali	805G03XX4B02	23.4	805G03XX4E02	24.2	805G03XX4H02	28.7	13.8	98	97	0.95	II
LV 1250Lm 1800-3000K CRI97 Dali	805E03XX4B02	23.1	805E03XX4E02	24.0	805E03XX4H02	28.4	13.8	91	97	0.95	II
LV-TW 1250Lm 2700-6500K CRI85/94 Dali	-	-	806A03XX4W02	24.0	806A03XX4Y02	28.4	11.4	110	85/94	0.90	II

LV versions also available with: Triac dim Casambi 1-10V & Push Check our datasheets, pricelist or website for all available versions

All values are measured at 230V (+/- 7%). See page 188-189 for the HV-FD dimmerlist.





Ø 105 mm

**BEAM ANGLE**



**COLOURS**

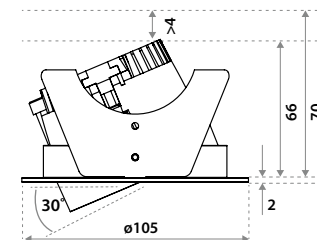


**SPRINGS**



# Fluxe 90

**DIMENSIONS**



**SPECIFICATIONS**

Beam angle (FWHM)	See the item specifications below
Fixture material	Housing: Die cast aluminium Reflector glass: Polycarbonate
Environment	Indoor
IP rate	IP20
IK rate	IK03
Operating temperature (Ta)	-20°C / +45°C
Safety marks	EN60598 / EN62031 / EN62471
EMC compliance	EN55015
Colour consistency (SDCM)	MacAdam step 3
Warranty	7 years

This luminaire contains built-in LED lamps.  
There are no exchangeable parts inside the luminaire.  
EU 874/2012

**CHOOSE YOUR LV LUMEN OUTPUT**

CRI82 standard	mA	W per lamp	Lumen Output			Lumen / Watt		
			2700K	3000K	4000K	2700K	3000K	4000K
Special request	125	4.5	625	650	675	140	145	151
Special request	250	9.1	1225	1250	1275	135	138	140
Special request	350	12.9	1650	1725	1750	128	134	136

CRI97 standard	mA	W per lamp	Lumen Output			Lumen / Watt		
			2700K	3000K	4000K	2700K	3000K	4000K
Special request	125	5.0	475	500	525	95	100	105
Special request	250	9.8	850	900	1000	87	92	102
Standard	350	13.8	1150	1250	1350	83	91	98

Using CS springs: Ø 90 mm.  
Thickness ceiling 5-70 mm  
& recess depth 70 mm.

Using WS springs: Ø 92 mm.  
Thickness ceiling 1-50 mm  
& recess depth 70 mm.

For soft ceiling tiles we recommend using a wooden plate or a ceiling ring on the reverse side of the tile.

IP20

MADE IN HOLLAND

7 YEAR WARRANTY

ECO



**ITEM SPECIFICATIONS** See pricelist 2025 page 25

Description Fluxe 90	40°		80°		W per lamp	Lm/W	CRI (typ.)	Pf	Safety class
	Item code	UGR	Item code	UGR					
HV-FD 800Lm 2700K Triac dim	802B03XX5A02	15.7	802B03XX5B02	26.9	10.5	76	93	0.99	I
HV-FD 800Lm 3000K Triac dim	802B03XX5C02	15.7	802B03XX5D02	26.9	10.3	78	93	0.99	I
HV-FD 800Lm 4000K Triac dim	802B03XX5E02	15.7	802B03XX5F02	26.9	10.1	79	93	0.99	I
HV-FD 800Lm 2200-3000K Triac dim	802B03XX5G02	15.7	802B03XX5H02	26.9	10.3	78	93	0.99	I

Description Fluxe 90	24°		60°		80°		W per lamp	Lm/W	CRI (typ.)	Pf	Safety class
	Item code	UGR	Item code	UGR	Item code	UGR					
LV-HE 1650Lm 2700K CRI82 No dim	803C03XX4K02	24.1	803C03XX4L02	24.9	803C03XX4M02	29.4	12.9	128	82	0.93	II
LV-HE 1650Lm 2700K CRI82 Dali	803C03XX4B02	24.1	803C03XX4E02	24.9	803C03XX4H02	29.4	12.9	128	82	0.95	II
LV-HE 1725Lm 3000K CRI82 No dim	803D03XX4K02	24.2	803D03XX4L02	25.1	803D03XX4M02	29.6	12.9	134	82	0.93	II
LV-HE 1725Lm 3000K CRI82 Dali	803D03XX4B02	24.2	803D03XX4E02	25.1	803D03XX4H02	29.6	12.9	134	82	0.95	II
LV-HE 1750Lm 4000K CRI82 No dim	803F03XX4K02	24.3	803F03XX4L02	25.2	803F03XX4M02	29.6	12.9	136	82	0.93	II
LV-HE 1750Lm 4000K CRI82 Dali	803F03XX4B02	24.3	803F03XX4E02	25.2	803F03XX4H02	29.6	12.9	136	82	0.95	II
LV 1150Lm 2700K CRI97 No dim	805C03XX4K02	22.8	805C03XX4L02	23.7	805C03XX4M02	28.1	13.8	83	97	0.93	II
LV 1150Lm 2700K CRI97 Dali	805C03XX4B02	22.8	805C03XX4E02	23.7	805C03XX4H02	28.1	13.8	83	97	0.95	II
LV 1250Lm 3000K CRI97 No dim	805D03XX4K02	23.1	805D03XX4L02	24.0	805D03XX4M02	28.4	13.8	91	97	0.93	II
LV 1250Lm 3000K CRI97 Dali	805D03XX4B02	23.1	805D03XX4E02	24.0	805D03XX4H02	28.4	13.8	91	97	0.95	II
LV 1350Lm 4000K CRI97 No dim	805H03XX4K02	23.4	805H03XX4L02	24.2	805H03XX4M02	28.7	13.8	98	97	0.93	II
LV 1350Lm 4000K CRI97 Dali	805H03XX4B02	23.4	805H03XX4E02	24.2	805H03XX4H02	28.7	13.8	98	97	0.95	II
LV 1250Lm 1800-3000K CRI97 Dali	805F03XX4B02	23.1	805F03XX4E02	24.0	805F03XX4H02	28.4	13.8	91	97	0.95	II
LV-TW 1250Lm 2700-6500K CRI85/94 Dali	-	-	806B03XX4W02	24.0	806B03XX4Y02	28.4	11.4	110	85/94	0.90	II

LV versions also available with: Triac dim Casambi 1-10V & Push Check our datasheets, pricelist or website for all available versions

All values are measured at 230V (+/- 7%). See page 188-189 for the HV-FD dimmerlist.








∅ 103 mm

**BEAM ANGLE**

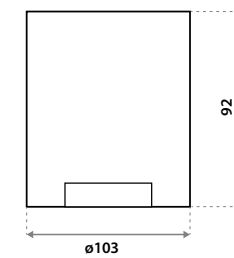


**COLOURS**

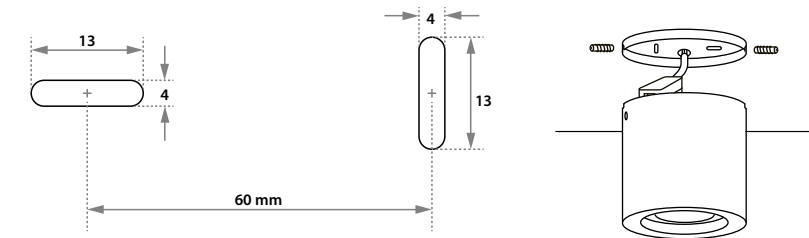


# Cylinder CL 100

**DIMENSIONS**



**FIXATION DIMENSIONS**



**SPECIFICATIONS**

Beam angle (FWHM)	40° / 80°
Fixture material	Housing: Die cast aluminium Reflector glass: Polycarbonate
Environment	Indoor
IP rate	IP20
IK rate	IK03
Operating temperature (Ta)	-20°C / +45°C
Safety marks	EN60598 / EN62031 / EN62471
EMC compliance	EN55015
Colour consistency (SDCM)	MacAdam step 3
Warranty	7 years

This luminaire contains built-in LED lamps.  
There are no exchangeable parts inside the luminaire.  
EU 874/2012



shc bridgelux

**ITEM SPECIFICATIONS** See pricelist 2025 page 60

Description	40°		80°		W per lamp	Lm/W	CRI (typ.)	Pf	Safety class
	Item code	UGR	Item code	UGR					
Cylinder CL 100 HV-FD 800Lm 2700K Triac dim	752A03XX5A02	15.7	752A03XX5B02	26.9	10.5	76	93	0.99	II
Cylinder CL 100 HV-FD 800Lm 3000K Triac dim	752A03XX5C02	15.7	752A03XX5D02	26.9	10.3	78	93	0.99	II
Cylinder CL 100 HV-FD 800Lm 4000K Triac dim	752A03XX5E02	15.7	752A03XX5F02	26.9	10.1	79	93	0.99	II
Cylinder CL 100 HV-FD 800Lm 2200-3000K Triac dim	752A03XX5G02	15.7	752A03XX5H02	26.9	10.3	78	93	0.99	II

All values are measured at 230V (+/- 7%).





∅ 230 mm

**COLOURS**

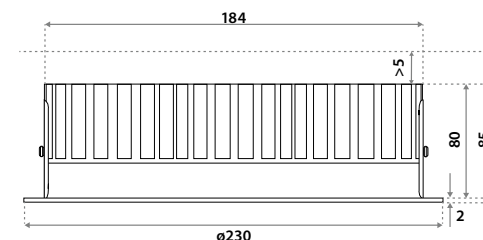


**SPRINGS**

Other springs only available through our MIYO department.

# Fluxe 185

**DIMENSIONS**



**CHOOSE YOUR LUMEN OUTPUT**

	mA	W per lamp		Lumen Output			Lumen / Watt		
		CRI82	CRI97	CRI82 3000K	CRI82 4000K	CRI97 3000K	CRI82 3000K	CRI82 4000K	CRI97 3000K
Special request	250	9.2	9.4	1350	1400	800	147	152	85
Special request	350	13.1	13.2	1850	1900	1100	141	145	83
Special request	500	19.4	17.9	2525	2600	1450	130	134	81
Standard	700	27.9	27.0	3575	3650	2150	128	131	80
Standard	800	32.4	32.1	3825	4050	2500	118	125	78
Special request	900	36.8	35.5	4300	4500	2700	117	122	76
Special request	1050	43.7	41.7	4900	5100	3000	112	117	72
Standard	1200	51.2	50.5	5550	5800	3250 <sup>1</sup>	108	113	64
Special request	1400	x	57.2	x	x	3750 <sup>2</sup>	x	x	66

<sup>1</sup> For large downlights CRI97 No dim. <sup>2</sup> For large downlights CR97 1-10V and Dali.

**SPECIFICATIONS**

Beam angle (FWHM)	80°
Fixture material	Housing: Die cast aluminium Reflector glass: Polycarbonate
Environment	Indoor
IP rate	IP20 / IP44
IK rate	IK03
Operating temperature (Ta)	-20°C / +45°C
Safety marks	EN60598 / EN62031 / EN62471
EMC compliance	EN55015
Colour consistency (SDCM)	MacAdam step 3
Warranty	7 years



This luminaire contains built-in LED lamps.  
There are no exchangeable parts inside the luminaire.  
EU 874/2012



**Using CS springs.** Thickness ceiling 5-85 mm & recess depth 85 mm.  
185 mm: For soft ceiling tiles. We recommend using a wooden plate or a ceiling ring on the reverse side of the tile.  
185-205 mm: For plasterboard ceilings or similar harder materials.

**IP20** Only when the product is installed in a closed ceiling may it be exposed to water splashes, and only on its front side.  
**IP44**



**ITEM SPECIFICATIONS** See pricelist 2025 page 53

Description	Item code	UGR	mA	W per lamp	Lm/W	CRI (typ.)	Pf	Safety class
Fluxe 185								
LV-HE 3575Lm 3000K CRI82 No dim	82N103XXYR02	25.4	700	27.9	128	82	0.95	II
LV-HE 3575Lm 3000K CRI82 1-10V & Push	82N103XXYH02	25.4	700	27.9	128	82	0.95	II
LV-HE 3575Lm 3000K CRI82 Dali	82N103XXYM02	25.4	700	27.9	128	82	0.95	II
LV-HE 3650Lm 4000K CRI82 No dim	82N103XXYY02	25.5	700	27.9	131	82	0.95	II
LV-HE 3650Lm 4000K CRI82 1-10V & Push	82N103XXYU02	25.5	700	27.9	131	82	0.95	II
LV-HE 3650Lm 4000K CRI82 Dali	82N103XXYW02	25.5	700	27.9	131	82	0.95	II
LV 2500Lm 3000K CRI97 No dim	82IC03XXYQ02	24.2	800	32.1	78	97	0.95	I
LV 2500Lm 3000K CRI97 1-10V & Push	82IC03XXYG02	24.2	800	32.1	78	97	0.95	II
LV 2500Lm 3000K CRI97 Dali	82IC03XXYL02	24.2	800	32.1	78	97	0.95	II
LV-HE 5550Lm 3000K CRI82 No dim	82N103XXYT02	27.0	1200	51.2	108	82	0.95	II
LV-HE 5550Lm 3000K CRI82 1-10V & Push	82N103XXYK02	27.0	1200	51.2	108	82	0.95	I
LV-HE 5550Lm 3000K CRI82 Dali	82N103XXYP02	27.0	1200	51.2	108	82	0.95	I
LV-HE 5800Lm 4000K CRI82 No dim	82N103XXYZ02	27.1	1200	51.2	113	82	0.95	II
LV-HE 5800Lm 4000K CRI82 1-10V & Push	82N103XXYV02	27.1	1200	51.2	113	82	0.95	I
LV-HE 5800Lm 4000K CRI82 Dali	82N103XXYX02	27.1	1200	51.2	113	82	0.95	I
LV 3250Lm 3000K CRI97 No dim	82IC03XXYS02	25.1	1200	50.5	64	97	0.95	II
LV 3750Lm 3000K CRI97 1-10V & Push	82IC03XXYJ02	25.6	1400	57.2	66	97	0.95	I
LV 3750Lm 3000K CRI97 Dali	82IC03XXYN02	25.6	1400	57.2	66	97	0.95	I

All values are measured at 230V (+/- 7%).





**COLOURS**



Matt white  
RAL 9016 (XX=MW)



Matt black  
RAL 9005 (XX=BL)

# Cylinder CL 235

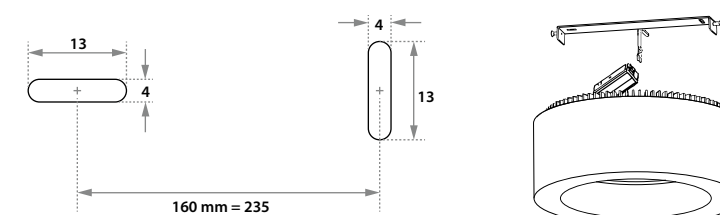
**DIMENSIONS**



**CHOOSE YOUR LUMEN OUTPUT**

	mA	W per lamp		Lumen Output			Lumen / Watt		
		CRI82	CRI97	CRI82 3000K	CRI82 4000K	CRI97 3000K	CRI82 3000K	CRI82 4000K	CRI97 3000K
Special request	250	9.2	9.4	1350	1400	800	147	152	85
Special request	350	13.1	13.2	1850	1900	1100	141	145	83
Standard	500	19.4	17.9	2525	2600	1450	130	134	81

**FIXATION DIMENSIONS**



**SPECIFICATIONS**

Beam angle (FWHM)	80°
Fixture material	Housing: Die cast aluminium Reflector glass: Polycarbonate
Environment	Indoor
IP rate	IP20
IK rate	IK03
Operating temperature (Ta)	-20°C / +45°C
Safety marks	EN60598 / EN62031 / EN62471
EMC compliance	EN55015
Colour consistency (SDCM)	MacAdam step 3
Warranty	7 years

This luminaire contains built-in LED lamps.

There are no exchangeable parts inside the luminaire.

EU 874/2012



**ITEM SPECIFICATIONS** [See pricelist 2025 page 62](#)

Description	Item code	W per lamp	Lm/W	CRI (typ.)	UGR	Pf	Safety class
Cylinder CL 235 LV-HE 2525Lm 3000K CRI82 No dim	79N103XXY002	19.4	130	82	24.2	0.95	II
Cylinder CL 235 LV-HE 2525Lm 3000K CRI82 1-10V & Push	79N103XXY102	19.4	130	82	24.2	0.95	II
Cylinder CL 235 LV-HE 2525Lm 3000K CRI82 Dali	79N103XXY202	19.4	130	82	24.2	0.95	II
Cylinder CL 235 LV-HE 2600Lm 4000K CRI82 No dim	79N103XXY302	19.4	134	82	24.3	0.95	II
Cylinder CL 235 LV-HE 2600Lm 4000K CRI82 1-10V & Push	79N103XXY402	19.4	134	82	24.3	0.95	II
Cylinder CL 235 LV-HE 2600Lm 4000K CRI82 Dali	79N103XXY502	19.4	134	82	24.3	0.95	II
Cylinder CL 235 LV 1450Lm 3000K CRI97 No dim	79IC03XXY602	17.9	81	97	22.3	0.95	II
Cylinder CL 235 LV 1450Lm 3000K CRI97 1-10V & Push	79IC03XXY702	17.9	81	97	22.3	0.95	II
Cylinder CL 235 LV 1450Lm 3000K CRI97 Dali	79IC03XXY802	17.9	81	97	22.3	0.95	II

All values are measured at 230V (+/- 7%).




LINEA



SERIES



ILLUXTRON



135



ø 90 mm

**BEAM ANGLE**



**COLOURS**

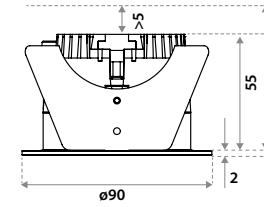


**SPRINGS**



# Linea 75

**DIMENSIONS**



**SPECIFICATIONS**

Beam angle (FWHM)	See the item specifications below
Fixture material	Housing: Die cast aluminium Reflector glass: Polycarbonate
Environment	Indoor
IP rate	IP20 / IP65 <sup>1</sup>
IK rate	IK03
Operating temperature (Ta)	-20°C / +45°C
Safety marks	EN60598 / EN62031 / EN62471
EMC compliance	EN55015
Colour consistency (SDCM)	MacAdam step 3
Warranty	7 years

This luminaire contains built-in LED lamps.

There are no exchangeable parts inside the luminaire.

EU 874/2012

**CHOOSE YOUR LV LUMEN OUTPUT**

CRI82 standard	mA	W per lamp	Lumen Output			Lumen / Watt		
			2700K	3000K	4000K	2700K	3000K	4000K
Special request	125	4.5	625	650	675	140	145	151
Special request	250	9.1	1225	1250	1275	135	138	140
Special request	350	12.9	1650	1725	1750	128	134	136

CRI97 standard	mA	W per lamp	Lumen Output			Lumen / Watt		
			2700K	3000K	4000K	2700K	3000K	4000K
Special request	125	5.0	475	500	525	95	100	105
Special request	250	9.8	850	900	1000	87	92	102
Standard	350	13.8	1150	1250	1350	83	91	98



Using CS springs: Ø 75 mm.  
Thickness ceiling 5-60 mm  
& recess depth 60 mm.



Using WS springs: Ø 77 mm.  
Thickness ceiling 1-55 mm  
& recess depth 60 mm.

Only when the product is installed in a closed ceiling may it be exposed to water splashes, and only on its front side.



<sup>1</sup> Not for HV-FD 40° version.



**ITEM SPECIFICATIONS** See pricelist 2025 page 31

Description	40°		80°		W per lamp	Lm/W	CRI (typ.)	Pf	Safety class
	Item code	UGR	Item code	UGR					
Linea 75 HV-FD 800Lm 2700K Triac dim	912A03XX5A02	15.7	912A03XX5B02	26.9	10.5	76	93	0.99	I
Linea 75 HV-FD 800Lm 3000K Triac dim	912A03XX5C02	15.7	912A03XX5D02	26.9	10.3	78	93	0.99	I
Linea 75 HV-FD 800Lm 4000K Triac dim	912A03XX5E02	15.7	912A03XX5F02	26.9	10.1	79	93	0.99	I
Linea 75 HV-FD 800Lm 2200-3000K Triac dim	912A03XX5G02	15.7	912A03XX5H02	26.9	10.3	78	93	0.99	I

Description	24°		60°		80°		W per lamp	Lm/W	CRI (typ.)	Pf	Safety class
	Item code	UGR	Item code	UGR	Item code	UGR					
Linea 75 LV-HE 1650Lm 2700K CRI82 No dim	913A03XX4K02	24.1	913A03XX4L02	24.9	913A03XX4M02	29.4	12.9	128	82	0.93	II
Linea 75 LV-HE 1650Lm 2700K CRI82 Dali	913A03XX4B02	24.1	913A03XX4E02	24.9	913A03XX4H02	29.4	12.9	128	82	0.95	II
Linea 75 LV-HE 1725Lm 3000K CRI82 No dim	913B03XX4K02	24.2	913B03XX4L02	25.1	913B03XX4M02	29.6	12.9	134	82	0.93	II
Linea 75 LV-HE 1725Lm 3000K CRI82 Dali	913B03XX4B02	24.2	913B03XX4E02	25.1	913B03XX4H02	29.6	12.9	134	82	0.95	II
Linea 75 LV-HE 1750Lm 4000K CRI82 No dim	913E03XX4K02	24.3	913E03XX4L02	25.2	913E03XX4M02	29.6	12.9	136	82	0.93	II
Linea 75 LV-HE 1750Lm 4000K CRI82 Dali	913E03XX4B02	24.3	913E03XX4E02	25.2	913E03XX4H02	29.6	12.9	136	82	0.95	II
Linea 75 LV 1150Lm 2700K CRI97 No dim	915A03XX4K02	22.8	915A03XX4L02	23.7	915A03XX4M02	28.1	13.8	83	97	0.93	II
Linea 75 LV 1150Lm 2700K CRI97 Dali	915A03XX4B02	22.8	915A03XX4E02	23.7	915A03XX4H02	28.1	13.8	83	97	0.95	II
Linea 75 LV 1250Lm 3000K CRI97 No dim	915B03XX4K02	23.1	915B03XX4L02	24.0	915B03XX4M02	28.4	13.8	91	97	0.93	II
Linea 75 LV 1250Lm 3000K CRI97 Dali	915B03XX4B02	23.1	915B03XX4E02	24.0	915B03XX4H02	28.4	13.8	91	97	0.95	II
Linea 75 LV 1350Lm 4000K CRI97 No dim	915G03XX4K02	23.4	915G03XX4L02	24.2	915G03XX4M02	28.7	13.8	98	97	0.93	II
Linea 75 LV 1350Lm 4000K CRI97 Dali	915G03XX4B02	23.4	915G03XX4E02	24.2	915G03XX4H02	28.7	13.8	98	97	0.95	II
Linea 75 LV 1250Lm 1800-3000K CRI97 Dali	915E03XX4B02	23.1	915E03XX4E02	24.0	915E03XX4H02	28.4	13.8	91	97	0.95	II
Linea 75 LV-TW 1250Lm 2700-6500K CRI85/94 Dali	-	-	916A03XX4W02	24.0	916A03XX4Y02	28.4	11.4	110	85/94	0.90	II

LV versions also available with: Triac dim Casambi 1-10V & Push Check our datasheets, pricelist or website for all available versions

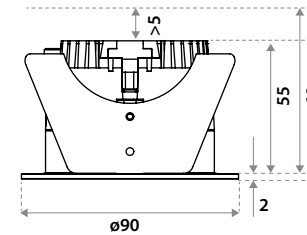
All values are measured at 230V (+/- 7%). See page 188-189 for the HV-FD dimmerlist.



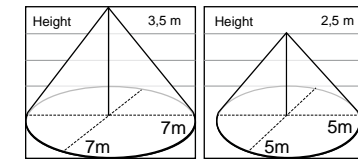


# SensorLinea 75

## DIMENSIONS



## DETECTION AREA



## SPECIFICATIONS

Beam angle (FWHM)	80°
Fixture material	Housing: Die cast aluminium Reflector glass: Polycarbonate
Environment	Indoor
IP rate	IP44
IK rate	IK03
Operating temperature (Ta)	-20°C / +30°C
Safety marks	EN60598 / EN62031 / EN62471
EMC compliance	EN55015
Colour consistency (SDCM)	MacAdam step 3
Warranty	7 years
Detection range	120°
Turn-on time	200 ms
Inrush current	0 mA (max. 220 pcs. per type B16 Amp)
Surge protection	L-N > 1kV; L-E, N-E > 2kV
Audible noise	21 dB
Time setting	4 min. (cannot be changed)

This luminaire contains built-in LED lamps.

There are no exchangeable parts inside the luminaire.

EU 874/2012



**Using CS springs:** Ø 75 mm.  
Thickness ceiling 5-60 mm  
& recess depth 60 mm.



**Using WS springs:** Ø 77 mm.  
Thickness ceiling 1-55 mm  
& recess depth 60 mm.

**IP20**

Only when the product is installed in a closed ceiling may it be exposed to water splashes, and only on its front side.

**IP44**



Sensor luminaires turn on for 4 minutes after detecting movement.



Sensor luminaires turn on for 4 minutes after detecting movement.



## ITEM SPECIFICATIONS [See pricelist 2025 page 58](#)

Description	Item code	Extra	Input	W per lamp	Lm/W	CRI (typ.)	UGR	Pf	Safety class
SensorLinea 75 HV 600 Lm 3000K 80°	912S03XX5D02	Incl. 3P conn.box	220-240V	15.0	40	83	25.9	0.99	II
SensorLinea 75 HV 600 Lm 4000K 80°	912S03XX5F02	Incl. 3P conn.box	220-240V	15.0	40	83	25.9	0.99	II

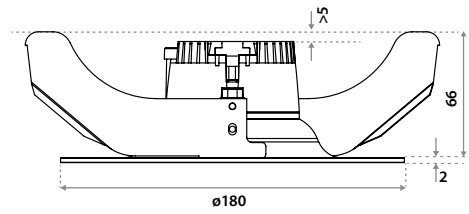
All values are measured at 230V (+/- 7%).





# Linea 120

## DIMENSIONS



## SPECIFICATIONS

Beam angle (FWHM)	See the item specifications below
Fixture material	Housing: Die cast aluminium Reflector glass: Polycarbonate
Environment	Indoor
IP rate	IP20 / IP65 <sup>1</sup>
IK rate	IK03
Operating temperature (Ta)	-20°C / +45°C
Safety marks	EN60598 / EN62031 / EN62471
EMC compliance	EN55015
Colour consistency (SDCM)	MacAdam step 3
Warranty	7 years



## CHOOSE YOUR LV LUMEN OUTPUT

CRI82 standard	mA	W per lamp	Lumen Output			Lumen / Watt		
			2700K	3000K	4000K	2700K	3000K	4000K
Special request	125	4.5	625	650	675	140	145	151
Special request	250	9.1	1225	1250	1275	135	138	140
Special request	350	12.9	1650	1725	1750	128	134	136
Special request	450	17.8	2075	2150	2175	116	120	122
Special request	500	19.7	2250	2325	2350	114	118	120

CRI97 standard	mA	W per lamp	Lumen Output			Lumen / Watt		
			2700K	3000K	4000K	2700K	3000K	4000K
Special request	125	5.0	475	500	525	95	100	105
Special request	250	9.8	850	900	1000	87	92	102
Standard	350	13.8	1150	1250	1350	83	91	98
Special request	450	18.0	1475	1600	1750	82	89	97
Standard	500	20.1	1625	1800	1925	81	89	96



Using **GS springs**. Ø 120-165 mm.  
Thickness ceiling 8-70 mm & recess depth 70 mm. For plasterboard ceilings or similar harder materials. Turn the ring on the front counterclockwise after installation.



Using **WS springs**: Ø 120-145 mm.  
Thickness ceiling 1-35 & recess depth 70 mm. For soft ceiling tiles. We recommend using a wooden plate or a ceiling ring on the reverse side of the tile.



Only when the product is installed in a closed ceiling may it be exposed to water splashes, and only on its front side.

## ITEM SPECIFICATIONS

Description	40°		80°		W per lamp	Lm/W	CRI (typ.)	Pf	Safety class
	Item code	UGR	Item code	UGR					
Linea 120									
HV-FD 800Lm 2700K Triac dim	892A03XX5J02	10.5	892A03XX5K02	21.7	10.5	76	93	0.99	I
HV-FD 800Lm 3000K Triac dim	892A03XX5L02	10.5	892A03XX5M02	21.7	10.3	78	93	0.99	I
HV-FD 800Lm 4000K Triac dim	892A03XX5N02	10.5	892A03XX5P02	21.7	10.1	79	93	0.99	I
HV-FD 800Lm 2200-3000K Triac dim	892A03XX5Q02	10.5	892A03XX5R02	21.7	10.3	78	93	0.99	I

Description	24°		60°		80°		W per lamp	Lm/W	CRI (typ.)	Pf	Safety class
	Item code	UGR	Item code	UGR	Item code	UGR					
Linea 120											
LV-HE 1650Lm 2700K CRI82 No dim	893A03XX2U02	18.9	893A03XX2V02	19.7	893A03XX2W02	24.2	12.9	128	82	0.95	II
LV-HE 1650Lm 2700K CRI82 Dali	893A03XX2L02	18.9	893A03XX2P02	19.7	893A03XX2S02	24.2	12.9	128	82	0.95	II
LV-HE 1725Lm 3000K CRI82 No dim	893B03XX2U02	19.0	893B03XX2V02	19.9	893B03XX2W02	24.3	12.9	134	82	0.95	II
LV-HE 1725Lm 3000K CRI82 Dali	893B03XX2L02	19.0	893B03XX2P02	19.9	893B03XX2S02	24.3	12.9	134	82	0.95	II
LV-HE 1750Lm 4000K CRI82 No dim	893E03XX2U02	19.1	893E03XX2V02	19.9	893E03XX2W02	24.4	12.9	136	82	0.95	II
LV-HE 1750Lm 4000K CRI82 Dali	893E03XX2L02	19.1	893E03XX2P02	19.9	893E03XX2S02	24.4	12.9	136	82	0.95	II
LV-HE 2250Lm 2700K CRI82 No dim	893G03XX2U02	19.9	893G03XX2V02	20.8	893G03XX2W02	25.3	19.7	114	82	0.95	II
LV-HE 2325Lm 3000K CRI82 No dim	893H03XX2U02	20.2	893H03XX2V02	21.0	893H03XX2W02	25.5	19.7	118	82	0.95	II
LV-HE 2350Lm 4000K CRI82 No dim	893J03XX2U02	20.2	893J03XX2V02	21.1	893J03XX2W02	25.5	19.7	120	82	0.95	II
LV 1150Lm 2700K CRI97 No dim	895A03XX2U02	17.6	895A03XX2V02	18.5	895A03XX2W02	22.9	13.8	83	97	0.95	II
LV 1150Lm 2700K CRI97 Dali	895A03XX2L02	17.6	895A03XX2P02	18.5	895A03XX2S02	22.9	13.8	83	97	0.95	II
LV 1250Lm 3000K CRI97 No dim	895B03XX2U02	17.9	895B03XX2V02	18.8	895B03XX2W02	23.2	13.8	91	97	0.95	II
LV 1250Lm 3000K CRI97 Dali	895B03XX2L02	17.9	895B03XX2P02	18.8	895B03XX2S02	23.2	13.8	91	97	0.95	II
LV 1350Lm 4000K CRI97 No dim	895G03XX2U02	18.2	895G03XX2V02	19.0	895G03XX2W02	23.5	13.8	98	97	0.95	II
LV 1350Lm 4000K CRI97 Dali	895G03XX2L02	18.2	895G03XX2P02	19.0	895G03XX2S02	23.5	13.8	98	97	0.95	II
LV 1625Lm 2700K CRI97 No dim	895K03XX2U02	18.8	895K03XX2V02	19.7	895K03XX2W02	24.1	20.1	81	97	0.95	II
LV 1800Lm 3000K CRI97 No dim	895L03XX2U02	19.1	895L03XX2V02	20.0	895L03XX2W02	24.5	20.1	89	97	0.95	II
LV 1925Lm 4000K CRI97 No dim	895M03XX2U02	19.4	895M03XX2V02	20.3	895M03XX2W02	24.7	20.1	96	97	0.95	II
LV 1250Lm 1800-3000K CRI97 Dali	895E03XX2L02	17.9	895E03XX2P02	18.8	895E03XX2S02	23.2	13.8	91	97	0.95	II
LV-TW 1250Lm 2700-6500K CRI85/94 Dali	-	-	896B03XX2B02	18.8	896B03XX2D02	23.2	11.4	110	85/94	0.90	II

LV versions also available with: Dali Triac dim Casambi 1-10V & Push Check our datasheets, pricelist or website for all available versions

All values are measured at 230V (+/- 7%). See page 188-189 for the HV-FD dimmer list.





∅ 230 mm

### BEAM ANGLE



**Reflector**  
LV: 24° / 60°  
LV-TW: 60°



**Diffuser**  
LV: 80°  
LV-TW: 80°

### COLOURS



**Matt white**  
RAL 9016 (XX=MW)



**Matt black**  
RAL 9005 (XX=BL)

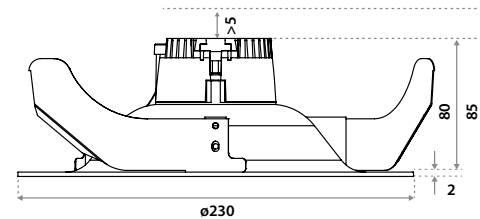
### SPRINGS



Standard with GS springs (concrete/gyproc).  
Also available as above with  
WS springs (gyproc/metal).

# Linea 185

## DIMENSIONS



## SPECIFICATIONS

Beam angle (FWHM)	See the item specifications below
Fixture material	Housing: Die cast aluminium Reflector glass: Polycarbonate
Environment	Indoor
IP rate	IP20 / IP65
IK rate	IK03
Operating temperature (Ta)	-20°C / +45°C
Safety marks	EN60598 / EN62031 / EN62471
EMC compliance	EN55015
Colour consistency (SDCM)	MacAdam step 3
Warranty	7 years



Only when the product is installed in a closed ceiling may it be exposed to water splashes, and only on its front side.

## CHOOSE YOUR LV LUMEN OUTPUT

CRI82 standard	mA	W per lamp	Lumen Output			Lumen / Watt		
			2700K	3000K	4000K	2700K	3000K	4000K
Special request	125	4.5	625	650	675	140	145	151
Special request	250	9.1	1225	1250	1275	135	138	140
Special request	350	12.9	1650	1725	1750	128	134	136
Special request	450	17.8	2075	2150	2175	116	120	122
Special request	500	19.7	2250	2325	2350	114	118	120
Special request	600	24.7	2650	2750	2775	107	111	112
Special request	650	27.3	2750	2875	2900	101	105	106

CRI97 standard	mA	W per lamp	Lumen Output			Lumen / Watt		
			2700K	3000K	4000K	2700K	3000K	4000K
Special request	125	5.0	475	500	525	95	100	105
Special request	250	9.8	850	900	1000	87	92	102
Standard	350	13.8	1150	1250	1350	83	91	98
Special request	450	18.0	1475	1600	1750	82	89	97
Standard	500	20.1	1625	1800	1925	81	89	96
Special request	600	23.9	1900	2050	2225	80	86	93
Standard	650	26.0	2050	2250	2400	79	86	92



Using GS springs. ∅ 170-175 mm.  
Thickness ceiling 8-85 mm & recess depth 85 mm. For plasterboard ceilings or similar harder materials. Turn the ring on the front counterclockwise after installation.



Using WS springs: ∅ 180-210 mm.  
Thickness ceiling 1-35 & recess depth 85 mm. For soft ceiling tiles. We recommend taking down the ceiling tile before installing the product.



## ITEM SPECIFICATIONS See pricelist 2025 page 44

Description	24°		60°		80°		W per lamp	Lm/W	CRI (typ.)	Pf	Safety class
	Item code	UGR	Item code	UGR	Item code	UGR					
Linea 185											
LV-HE 1650Lm 2700K CRI82 No dim	873A03XX2U02	16.7	873A03XX2V02	17.6	873A03XX2W02	22.1	12.9	128	82	0.95	II
LV-HE 1650Lm 2700K CRI82 Dali	873A03XX2L02	16.7	873A03XX2P02	17.6	873A03XX2S02	22.1	12.9	128	82	0.95	II
LV-HE 1725Lm 3000K CRI82 No dim	873B03XX2U02	16.9	873B03XX2V02	17.8	873B03XX2W02	22.2	12.9	134	82	0.95	II
LV-HE 1725Lm 3000K CRI82 Dali	873B03XX2L02	16.9	873B03XX2P02	17.8	873B03XX2S02	22.2	12.9	134	82	0.95	II
LV-HE 1750Lm 4000K CRI82 No dim	873E03XX2U02	16.9	873E03XX2V02	17.8	873E03XX2W02	22.3	12.9	136	82	0.95	II
LV-HE 1750Lm 4000K CRI82 Dali	873E03XX2L02	16.9	873E03XX2P02	17.8	873E03XX2S02	22.3	12.9	136	82	0.95	II
LV-HE 2250Lm 2700K CRI82 No dim	873G03XX2U02	17.8	873G03XX2V02	18.7	873G03XX2W02	23.1	19.7	114	82	0.95	II
LV-HE 2325Lm 3000K CRI82 No dim	873H03XX2U02	18.0	873H03XX2V02	18.9	873H03XX2W02	23.4	19.7	118	82	0.95	II
LV-HE 2350Lm 4000K CRI82 No dim	873J03XX2U02	18.1	873J03XX2V02	18.9	873J03XX2W02	23.4	19.7	120	82	0.95	II
LV-HE 2750Lm 2700K CRI82 No dim	873K03XX2U02	18.5	873K03XX2V02	19.4	873K03XX2W02	23.8	27.3	101	82	0.95	II
LV-HE 2875Lm 3000K CRI82 No dim	873L03XX2U02	18.7	873L03XX2V02	19.5	873L03XX2W02	24.0	27.3	105	82	0.95	II
LV-HE 2900Lm 4000K CRI82 No dim	873M03XX2U02	18.7	873M03XX2V02	19.6	873M03XX2W02	24.0	27.3	106	82	0.95	II
LV 1150Lm 2700K CRI97 No dim	875A03XX2U02	15.5	875A03XX2V02	16.3	875A03XX2W02	20.8	13.8	83	97	0.95	II
LV 1150Lm 2700K CRI97 Dali	875A03XX2L02	15.5	875A03XX2P02	16.3	875A03XX2S02	20.8	13.8	83	97	0.95	II
LV 1250Lm 3000K CRI97 No dim	875B03XX2U02	15.8	875B03XX2V02	16.6	875B03XX2W02	21.1	13.8	91	97	0.95	II
LV 1250Lm 3000K CRI97 Dali	875B03XX2L02	15.8	875B03XX2P02	16.6	875B03XX2S02	21.1	13.8	91	97	0.95	II
LV 1350Lm 4000K CRI97 No dim	875G03XX2U02	16.0	875G03XX2V02	16.9	875G03XX2W02	21.3	13.8	98	97	0.95	II
LV 1350Lm 4000K CRI97 Dali	875G03XX2L02	16.0	875G03XX2P02	16.9	875G03XX2S02	21.3	13.8	98	97	0.95	II
LV 1625Lm 2700K CRI97 No dim	875K03XX2U02	16.7	875K03XX2V02	17.5	875K03XX2W02	22.0	20.1	81	97	0.95	II
LV 1800Lm 3000K CRI97 No dim	875L03XX2U02	17.0	875L03XX2V02	17.9	875L03XX2W02	22.3	20.1	89	97	0.95	II
LV 1925Lm 4000K CRI97 No dim	875M03XX2U02	17.3	875M03XX2V02	18.1	875M03XX2W02	22.6	20.1	96	97	0.95	II
LV 2050Lm 2700K CRI97 No dim	875N03XX2U02	17.5	875N03XX2V02	18.3	875N03XX2W02	22.8	26.0	79	97	0.95	II
LV 2250Lm 3000K CRI97 No dim	875P03XX2U02	17.8	875P03XX2V02	18.7	875P03XX2W02	23.1	26.0	86	97	0.95	II
LV 2400Lm 4000K CRI97 No dim	875Q03XX2U02	18.0	875Q03XX2V02	18.9	875Q03XX2W02	23.3	26.0	92	97	0.95	II
LV 1250Lm 1800-3000K CRI97 Dali	875E03XX2L02	15.8	875E03XX2P02	16.6	875E03XX2S02	21.1	13.8	91	97	0.95	II
LV-TW 1250Lm 2700-6500K CRI85/94 Dali	-	-	876A03XX2B02	16.6	876A03XX2D02	21.1	11.4	110	85/94	0.90	II

LV versions also available with: Dali Triac dim Casambi 1-10V & Push [Check our datasheets, pricelist or website for all available versions](#)

All values are measured at 230V (+/- 7%). See page 188-189 for the HV-FD dimmerlist.







Ø 140 mm

**BEAM ANGLE**



Reflector  
LV: 18° / 37° / 60°



Diffuser  
LV: 80° (On request)

**COLOURS**



Matt white  
RAL 9016 (XX=MW)



Matt black  
RAL 9005 (XX=BL)

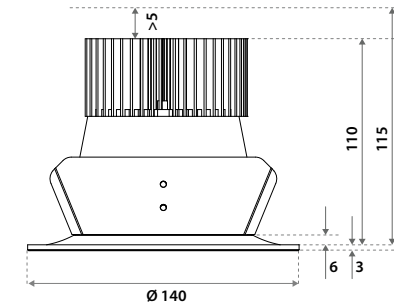
**SPRINGS**



Standard with CS springs (concrete/gyproc).  
Also available as above with  
WS springs (gyproc/metal).

# Linea DS-FS 120

**DIMENSIONS**



**CHOOSE YOUR LUMEN OUTPUT**

	mA	W per lamp		Lumen Output			Lumen / Watt		
		CRI82	CRI97	CRI82	CRI82	CRI97	CRI82	CRI82	CRI97
				3000K	4000K	3000K	3000K	4000K	3000K
Special request	250	9.2	9.4	1350	1400	800	147	152	85
Special request	350	13.1	13.2	1850	1900	1100	141	145	83
Special request	500	19.4	17.9	2525	2600	1450	130	134	81
Standard	700	27.9	27.0	3575	3650	2150	128	131	80
Standard	800	32.4	32.1	3825	4050	2500	118	125	78
Special request	900	36.8	35.5	4300	4500	2700	117	122	76
Special request	1050	43.7	41.7	4900	5100	3000	112	117	72
Standard	1200	51.2	50.5	5550	5800	3250 <sup>1</sup>	108	113	64
Special request	1400	x	57.2	x	x	3750 <sup>2</sup>	x	x	66

<sup>1</sup> For large downlights CRI97 No dim. <sup>2</sup> For large downlights CR97 1-10V and Dali.

**SPECIFICATIONS**

Beam angle (FWHM)	18° / 37° / 60° (On request 80°)
Fixture material	Die cast aluminium / Glass
Environment	Indoor
IP rate	IP20 / IP44
IK rate	IK09
Operating temperature (Ta)	-20°C / +45°C
Safety marks	EN60598 / EN62031 / EN62471
EMC compliance	EN55015
Colour consistency (SDCM)	MacAdam step 3
Warranty	7 years

**IP20**  
**IP44**

Only when the product is installed in a closed ceiling may it be exposed to water splashes, and only on its front side.

This luminaire contains built-in LED lamps.  
There are no exchangeable parts inside the luminaire.  
EU 874/2012  
Ask our sales department about the possibilities for:  
- Tuneable white 2700-6500K.  
- Extra High CRI LED options (see page 32)



**Using CS springs.** Ø 120 mm.  
Thickness ceiling 10-115 mm & recess depth 115 mm. For plasterboard ceilings or similar harder materials thicker than 9 mm.

**Using WS springs:** Ø 120-130 mm.  
Thickness ceiling 1-40 mm & recess depth 115 mm. For soft ceiling tiles. We recommend using a ceiling ring on the reverse side of the tile.



**ITEM SPECIFICATIONS** See pricelist 2025 page 54

Description	18°		37°		60°		mA	W per lamp	Lm/W	CRI (typ.)	Pf	Safety class
	Item code	UGR	Item code	UGR	Item code	UGR						
Linea DS-FS 120												
LV-HE 3575Lm 3000K CRI82 No dim	28N003XXCA02	18.6	28N003XXCB02	18.1	28N003XXCC02	21.1	700	27.9	128	82	0.95	II
LV-HE 3575Lm 3000K CRI82 1-10V & Push	28N003XXNA02	18.6	28N003XXNB02	18.1	28N003XXNC02	21.1	700	27.9	128	82	0.95	II
LV-HE 3575Lm 3000K CRI82 Dali	28N003XXPA02	18.6	28N003XXPB02	18.1	28N003XXPC02	21.1	700	27.9	128	82	0.95	II
LV-HE 3650Lm 4000K CRI82 No dim	28N003XXCD02	18.6	28N003XXCE02	18.1	28N003XXCF02	21.1	700	27.9	131	82	0.95	II
LV-HE 3650Lm 4000K CRI82 1-10V & Push	28N003XXND02	18.6	28N003XXNE02	18.1	28N003XXNF02	21.1	700	27.9	131	82	0.95	II
LV-HE 3650Lm 4000K CRI82 Dali	28N003XXPD02	18.6	28N003XXPE02	18.1	28N003XXPF02	21.1	700	27.9	131	82	0.95	II
LV 2500Lm 3000K CRI97 No dim	282003XXCG02	17.3	282003XXCH02	16.8	282003XXCI02	19.8	800	32.1	78	97	0.95	I
LV 2500Lm 3000K CRI97 1-10V & Push	282003XXNG02	17.3	282003XXNH02	16.8	282003XXNI02	19.8	800	32.1	78	97	0.95	II
LV 2500Lm 3000K CRI97 Dali	282003XXPG02	17.3	282003XXPH02	16.8	282003XXPI02	19.8	800	32.1	78	97	0.95	II
LV-HE 5550Lm 3000K CRI82 No dim	28N003XXCR02	20.1	28N003XXCS02	19.6	28N003XXCT02	22.6	1200	51.2	108	82	0.95	II
LV-HE 5550Lm 3000K CRI82 1-10V & Push	28N003XXNK02	20.1	28N003XXNL02	19.6	28N003XXNM02	22.6	1200	51.2	108	82	0.95	I
LV-HE 5550Lm 3000K CRI82 Dali	28N003XXPK02	20.1	28N003XXPL02	19.6	28N003XXPM02	22.6	1200	51.2	108	82	0.95	I
LV-HE 5800Lm 4000K CRI82 No dim	28N003XXCU02	20.2	28N003XXCV02	19.7	28N003XXCW02	22.8	1200	51.2	113	82	0.95	II
LV-HE 5800Lm 4000K CRI82 1-10V & Push	28N003XXNN02	20.2	28N003XXNP02	19.7	28N003XXNQ02	22.8	1200	51.2	113	82	0.95	I
LV-HE 5800Lm 4000K CRI82 Dali	28N003XXPN02	20.2	28N003XXPP02	19.7	28N003XXPQ02	22.8	1200	51.2	113	82	0.95	I
LV 3250Lm 3000K CRI97 No dim	282003XXFD02	18.2	282003XXFE02	17.7	282003XXFF02	20.8	1200	50.5	64	97	0.95	II
LV 3750Lm 3000K CRI97 1-10V & Push	282003XXNR02	18.7	282003XXNS02	18.2	282003XXNT02	21.2	1400	57.2	66	97	0.95	I
LV 3750Lm 3000K CRI97 Dali	282003XXPR02	18.7	282003XXPS02	18.2	282003XXPT02	21.2	1400	57.2	66	97	0.95	I

All values are measured at 230V (+/- 7%).





**BEAM ANGLE**



**COLOURS**

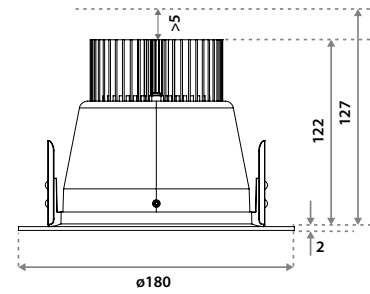


**SPRINGS**



# Linea DS-F 150

**DIMENSIONS**



**CHOOSE YOUR LUMEN OUTPUT**

	mA	W per lamp		Lumen Output			Lumen / Watt		
		CRI82	CRI97	CRI82	CRI82	CRI97	CRI82	CRI82	CRI97
				3000K	4000K	3000K	3000K	4000K	3000K
Special request	250	9.2	9.4	1350	1400	800	147	152	85
Special request	350	13.1	13.2	1850	1900	1100	141	145	83
Special request	500	19.4	17.9	2525	2600	1450	130	134	81
Standard	700	27.9	27.0	3575	3650	2150	128	131	80
Standard	800	32.4	32.1	3825	4050	2500	118	125	78
Special request	900	36.8	35.5	4300	4500	2700	117	122	76
Special request	1050	43.7	41.7	4900	5100	3000	112	117	72
Standard	1200	51.2	50.5	5550	5800	3250 <sup>1</sup>	108	113	64
Special request	1400	x	57.2	x	x	3750 <sup>2</sup>	x	x	66

<sup>1</sup> For large downlights CRI97 No dim. <sup>2</sup> For large downlights CR97 1-10V and Dali.

**SPECIFICATIONS**

Beam angle (FWHM)	45° / 65° (On request 80°)
Fixture material	Die cast aluminium / Glass
Environment	Indoor
IP rate	IP20 / IP44
IK rate	IK09
Operating temperature (Ta)	-20°C / +45°C
Safety marks	EN60598 / EN62031 / EN62471
EMC compliance	EN55015
Colour consistency (SDCM)	MacAdam step 3
Warranty	7 years

**IP20**  
**IP44**

Only when the product is installed in a closed ceiling may it be exposed to water splashes, and only on its front side.

This luminaire contains built-in LED lamps. There are no exchangeable parts inside the luminaire. EU 874/2012

Ask our sales department about the possibilities for:  
- Tuneable white 2700-6500K.  
- Extra High CRI LED options (see page 32)



**Using CS springs.** Ø 160 mm. Thickness ceiling 5-148 mm & recess depth 148 mm. For plasterboard ceilings or similar harder materials.



**Using WS springs:** Ø 150-165 mm. Thickness ceiling 1-35 mm & recess depth 148 mm. For soft ceiling tiles. We recommend using a ceiling ring on the reverse side of the tile.



**ITEM SPECIFICATIONS** See pricelist 2025 page 55

Description	45°		65°		mA	W per lamp	Lm/W	CRI (typ.)	Pf	Safety class
	Item code	UGR	Item code	UGR						
Linea DS-F 150										
LV-HE 3575Lm 3000K CRI82 No dim	18N503XXJA02	16.2	18N503XXJB02	19.1	700	27.9	128	82	0.95	II
LV-HE 3575Lm 3000K CRI82 1-10V & Push	18N503XXN202	16.2	18N503XXN302	19.1	700	27.9	128	82	0.95	II
LV-HE 3575Lm 3000K CRI82 Dali	18N503XXP202	16.2	18N503XXP302	19.1	700	27.9	128	82	0.95	II
LV-HE 3650Lm 4000K CRI82 No dim	18N503XXJC02	16.3	18N503XXJD02	19.2	700	27.9	131	82	0.95	II
LV-HE 3650Lm 4000K CRI82 1-10V & Push	18N503XXN402	16.3	18N503XXN502	19.2	700	27.9	131	82	0.95	II
LV-HE 3650Lm 4000K CRI82 Dali	18N503XXP402	16.3	18N503XXP502	19.2	700	27.9	131	82	0.95	II
LV 2500Lm 3000K CRI97 No dim	180503XXCX02	15.0	180503XXCY02	17.9	800	32.1	78	97	0.95	I
LV 2500Lm 3000K CRI97 1-10V & Push	180503XXN002	15.0	180503XXNI02	17.9	800	32.1	78	97	0.95	II
LV 2500Lm 3000K CRI97 Dali	180503XXP002	15.0	180503XXPI02	17.9	800	32.1	78	97	0.95	II
LV-HE 5550Lm 3000K CRI82 No dim	18N503XXCK02	17.7	18N503XXCLO2	20.6	1200	51.2	108	82	0.95	II
LV-HE 5550Lm 3000K CRI82 1-10V & Push	18N503XXNU02	17.7	18N503XXNV02	20.6	1200	51.2	108	82	0.95	I
LV-HE 5550Lm 3000K CRI82 Dali	18N503XXPU02	17.7	18N503XXPV02	20.6	1200	51.2	108	82	0.95	I
LV-HE 5800Lm 4000K CRI82 No dim	18N503XXCM02	17.9	18N503XXCN02	20.8	1200	51.2	113	82	0.95	II
LV-HE 5800Lm 4000K CRI82 1-10V & Push	18N503XXNW02	17.9	18N503XXNX02	20.8	1200	51.2	113	82	0.95	I
LV-HE 5800Lm 4000K CRI82 Dali	18N503XXPW02	17.9	18N503XXPX02	20.8	1200	51.2	113	82	0.95	I
LV 3250Lm 3000K CRI97 No dim	180503XXCP02	15.9	180503XXCQ02	18.8	1200	50.5	64	97	0.95	II
LV 3750Lm 3000K CRI97 1-10V & Push	180503XXNY02	16.4	180503XXNZ02	19.3	1400	57.2	66	97	0.95	I
LV 3750Lm 3000K CRI97 Dali	180503XXPY02	16.4	180503XXPZ02	19.3	1400	57.2	66	97	0.95	I

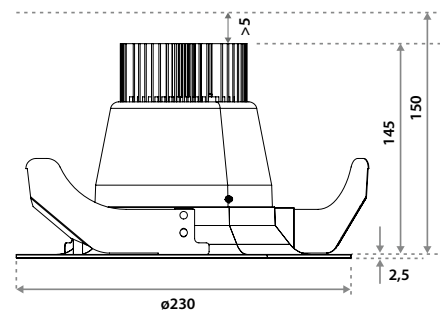
All values are measured at 230V (+/- 7%).





# Linea DS-FX 185

## DIMENSIONS



## CHOOSE YOUR LUMEN OUTPUT

	mA	W per lamp		Lumen Output			Lumen / Watt		
		CRI82	CRI97	CRI82	CRI82	CRI97	CRI82	CRI82	CRI97
				3000K	4000K	3000K	3000K	4000K	3000K
Special request	250	9.2	9.4	1350	1400	800	147	152	85
Special request	350	13.1	13.2	1850	1900	1100	141	145	83
Special request	500	19.4	17.9	2525	2600	1450	130	134	81
Standard	700	27.9	27.0	3575	3650	2150	128	131	80
Standard	800	32.4	32.1	3825	4050	2500	118	125	78
Special request	900	36.8	35.5	4300	4500	2700	117	122	76
Special request	1050	43.7	41.7	4900	5100	3000	112	117	72
Standard	1200	51.2	50.5	5550	5800	3250 <sup>1</sup>	108	113	64
Special request	1400	x	57.2	x	x	3750 <sup>2</sup>	x	x	66

<sup>1</sup> For large downlights CRI97 No dim. <sup>2</sup> For large downlights CR97 1-10V and Dali.

## SPECIFICATIONS

Beam angle (FWHM)	45° / 65° (On request 80°)
Fixture material	Die cast aluminium / Glass
Environment	Indoor
IP rate	IP20 / IP44
IK rate	IK09
Operating temperature (Ta)	-20°C / +45°C
Safety marks	EN60598 / EN62031 / EN62471
EMC compliance	EN55015
Colour consistency (SDCM)	MacAdam step 3
Warranty	7 years

This luminaire contains built-in LED lamps.  
There are no exchangeable parts inside the luminaire.  
EU 874/2012

TUNABLE  
WHITE

Ask our sales department about the possibilities for:  
- Tuneable white 2700-6500K.  
- Extra High CRI LED options (see page 32)



**Using GS springs.** Ø 170-210 mm.  
Thickness ceiling 8-173 mm & recess depth 173 mm. For plasterboard ceilings or similar harder materials. Turn the ring on the front counterclockwise after installation.



**Using WS springs:** Ø 170-210 mm.  
Thickness ceiling 1-40 mm & recess depth 173 mm. For soft ceiling tiles we recommend using a wooden plate or a ceiling ring on the reverse side of the tile.

IP20  
IP44

Only when the product is installed in a closed ceiling may it be exposed to water splashes, and only on its front side.



## ITEM SPECIFICATIONS [See pricelist 2025 page 56](#)

Description	45°		65°		mA	W per lamp	Lm/W	CRI (typ.)	Pf	Safety class
	Item code	UGR	Item code	UGR						
Linea DS-FX 185										
LV-HE 3575Lm 3000K CRI82 No dim	IBN703XXJE02	16.2	IBN703XXJF02	19.1	700	27.9	128	82	0.95	II
LV-HE 3575Lm 3000K CRI82 1-10V & Push	IBN703XXU202	16.2	IBN703XXU302	19.1	700	27.9	128	82	0.95	II
LV-HE 3575Lm 3000K CRI82 Dali	IBN703XXV202	16.2	IBN703XXV302	19.1	700	27.9	128	82	0.95	II
LV-HE 3650Lm 4000K CRI82 No dim	IBN703XXJG02	16.3	IBN703XXJH02	19.2	700	27.9	131	82	0.95	II
LV-HE 3650Lm 4000K CRI82 1-10V & Push	IBN703XXU402	16.3	IBN703XXU502	19.2	700	27.9	131	82	0.95	II
LV-HE 3650Lm 4000K CRI82 Dali	IBN703XXV402	16.3	IBN703XXV502	19.2	700	27.9	131	82	0.95	II
LV 2500Lm 3000K CRI97 No dim	IBNA03XXGX02	15.0	IBNA03XXGY02	17.9	800	32.1	78	97	0.95	I
LV 2500Lm 3000K CRI97 1-10V & Push	IBNA03XXU002	15.0	IBNA03XXU102	17.9	800	32.1	78	97	0.95	II
LV 2500Lm 3000K CRI97 Dali	IBNA03XXV002	15.0	IBNA03XXV102	17.9	800	32.1	78	97	0.95	II
LV-HE 5550Lm 3000K CRI82 No dim	IBN703XXGK02	17.7	IBN703XXGL02	20.6	1200	51.2	108	82	0.95	II
LV-HE 5550Lm 3000K CRI82 1-10V & Push	IBN703XXU002	17.7	IBN703XXU002	20.6	1200	51.2	108	82	0.95	I
LV-HE 5550Lm 3000K CRI82 Dali	IBN703XXV002	17.7	IBN703XXV002	20.6	1200	51.2	108	82	0.95	I
LV-HE 5800Lm 4000K CRI82 No dim	IBN703XXGM02	17.9	IBN703XXGN02	20.8	1200	51.2	113	82	0.95	II
LV-HE 5800Lm 4000K CRI82 1-10V & Push	IBN703XXU002	17.9	IBN703XXU002	20.8	1200	51.2	113	82	0.95	I
LV-HE 5800Lm 4000K CRI82 Dali	IBN703XXV002	17.9	IBN703XXV002	20.8	1200	51.2	113	82	0.95	I
LV 3250Lm 3000K CRI97 No dim	IBNA03XXGP02	15.9	IBNA03XXGQ02	18.8	1200	50.5	64	97	0.95	II
LV 3750Lm 3000K CRI97 1-10V & Push	IBNA03XXUY02	16.4	IBNA03XXUZ02	19.3	1400	57.2	66	97	0.95	I
LV 3750Lm 3000K CRI97 Dali	IBNA03XXVY02	16.4	IBNA03XXVZ02	19.3	1400	57.2	66	97	0.95	I

All values are measured at 230V (+/- 7%).





ø 205 mm

**BEAM ANGLE**



**COLOURS**

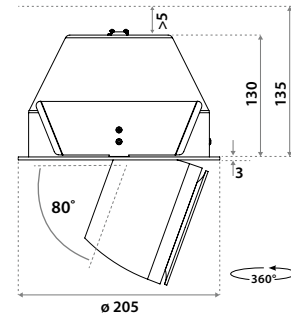


**SPRINGS**

Standard with CS springs (concrete/gyproc). Also available with GS springs (gyproc).

# Linea DS-A 195\*

**DIMENSIONS**



**CHOOSE YOUR LUMEN OUTPUT**

	mA	W per lamp		Lumen Output			Lumen / Watt		
		CRI82	CRI97	CRI82	CRI82	CRI97	CRI82	CRI82	CRI97
				3000K	4000K	3000K	3000K	4000K	3000K
Special request	250	9.2	9.4	1350	1400	800	147	152	85
Special request	350	13.1	13.2	1850	1900	1100	141	145	83
Special request	500	19.4	17.9	2525	2600	1450	130	134	81
Standard	700	27.9	27.0	3575	3650	2150	128	131	80
Standard	800	32.4	32.1	3825	4050	2500	118	125	78
Special request	900	36.8	35.5	4300	4500	2700	117	122	76
Special request	1050	43.7	41.7	4900	5100	3000	112	117	72
Standard	1200	51.2	50.5	5550	5800	3250 <sup>1</sup>	108	113	64
Special request	1400	x	57.2	x	x	3750 <sup>2</sup>	x	x	66

<sup>1</sup> For large downlights CRI97 No dim. <sup>2</sup> For large downlights CR97 1-10V and Dali.

**SPECIFICATIONS**

Beam angle (FWHM)	18° / 37° / 60° (On request 80°)
Fixture material	Die cast aluminium / Glass
Environment	Indoor
IP rate	IP20
IK rate	IK09
Operating temperature (Ta)	-20°C / +45°C
Safety marks	EN60598 / EN62031 / EN62471
EMC compliance	EN55015
Colour consistency (SDCM)	MacAdam step 3
Warranty	7 years

This luminaire contains built-in LED lamps. There are no exchangeable parts inside the luminaire. EU 874/2012. Ask our sales department about the possibilities for: - Tuneable white 2700-6500K. - Extra High CRI LED options (see page 32)



Using CS springs. Ø 195 mm. Thickness ceiling 5-135 mm & recess depth 135 mm. For plasterboard ceilings or similar harder materials. Turn the ring on the front counterclockwise after installation.



Using GS springs: Ø 195 mm. Thickness ceiling 1-135 mm & recess depth 135 mm. For soft ceiling tiles we recommend using a wooden plate or a ceiling ring on the reverse side of the tile.



**ITEM SPECIFICATIONS** See pricelist 2025 page 57

Description	18°		37°		60°		mA	W per lamp	Lm/W	CRI (typ.)	Pf	Safety class
	Item code	UGR	Item code	UGR	Item code	UGR						
Linea DS-A 195*												
LV-HE 3575Lm 3000K CRI82 No dim	13N603XXCA02	18.6	13N603XXCB02	18.1	130603XXCC02	21.1	700	27.9	128	82	0.95	II
LV-HE 3575Lm 3000K CRI82 1-10V & Push	13N603XXNA02	18.6	13N603XXNB02	18.1	130603XXNC02	21.1	700	27.9	128	82	0.95	II
LV-HE 3575Lm 3000K CRI82 Dali	13N603XXPA02	18.6	13N603XXPB02	18.1	130603XXPC02	21.1	700	27.9	128	82	0.95	II
LV-HE 3650Lm 4000K CRI82 No dim	13N603XXCD02	18.6	13N603XXCE02	18.1	130603XXCF02	21.1	700	27.9	131	82	0.95	II
LV-HE 3650Lm 4000K CRI82 1-10V & Push	13N603XXND02	18.6	13N603XXNE02	18.1	130603XXNF02	21.1	700	27.9	131	82	0.95	II
LV-HE 3650Lm 4000K CRI82 Dali	13N603XXPD02	18.6	13N603XXPE02	18.1	130603XXPF02	21.1	700	27.9	131	82	0.95	II
LV 2500Lm 3000K CRI97 No dim	130603XXCG02	17.3	130603XXCH02	16.8	130603XXCJ02	19.8	800	32.1	78	97	0.95	I
LV 2500Lm 3000K CRI97 1-10V & Push	130603XXNG02	17.3	130603XXNH02	16.8	130603XXNJ02	19.8	800	32.1	78	97	0.95	II
LV 2500Lm 3000K CRI97 Dali	130603XXPG02	17.3	130603XXPH02	16.8	130603XXPJ02	19.8	800	32.1	78	97	0.95	II
LV-HE 5550Lm 3000K CRI82 No dim	13N603XXCR02	20.1	13N603XXCS02	19.6	130603XXCT02	22.6	1200	51.2	108	82	0.95	II
LV-HE 5550Lm 3000K CRI82 1-10V & Push	13N603XXNK02	20.1	13N603XXNL02	19.6	130603XXNM02	22.6	1200	51.2	108	82	0.95	I
LV-HE 5550Lm 3000K CRI82 Dali	13N603XXPK02	20.1	13N603XXPL02	19.6	130603XXPM02	22.6	1200	51.2	108	82	0.95	I
LV-HE 5800Lm 4000K CRI82 No dim	13N603XXCU02	20.2	13N603XXCV02	19.7	130603XXCW02	22.8	1200	51.2	113	82	0.95	II
LV-HE 5800Lm 4000K CRI82 1-10V & Push	13N603XXNN02	20.2	13N603XXNP02	19.7	130603XXNQ02	22.8	1200	51.2	113	82	0.95	I
LV-HE 5800Lm 4000K CRI82 Dali	13N603XXPN02	20.2	13N603XXPP02	19.7	130603XXPQ02	22.8	1200	51.2	113	82	0.95	I
LV 3250Lm 3000K CRI97 No dim	130603XXFD02	18.2	130603XXFE02	17.7	130603XXFF02	20.7	1200	50.5	64	97	0.95	II
LV 3750Lm 3000K CRI97 1-10V & Push	130603XXNR02	18.7	130603XXNS02	18.2	130603XXNT02	21.2	1400	57.2	66	97	0.95	I
LV 3750Lm 3000K CRI97 Dali	130603XXPR02	18.7	130603XXPS02	18.2	130603XXPT02	21.2	1400	57.2	66	97	0.95	I

All values are measured at 230V (+/- 7%). \*Running out in 2024/2025





Trackspots  
Katoen  
Linea AS


LINEA AS



Odion XS, With integrated power supply in the adapter, not visible after installation.



A honeycomb reduces the light output by ~25% compared to clear glass.)




153



ø 125 mm

**BEAM ANGLE**



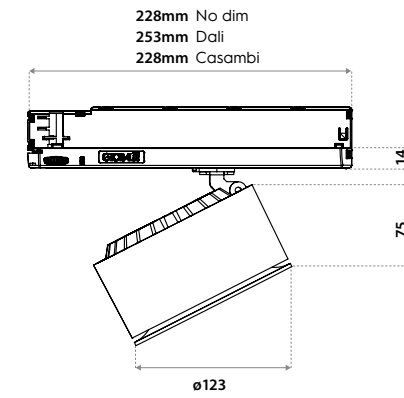
**COLOURS**



# Linea AS-XS

**DIMENSIONS**

With integrated power supply in the adapter, not visible after installation.



**TRACKS**

On request! Ask our sales department about the possibilities.



**SPECIFICATIONS**

Beam angle (FWHM)	18° / 37° / 60° (On request 80°)
UGR (4H8H 70/50/20)	<19 (18° + 37°)
Fixture material	Die cast aluminium / Glass
Environment	Indoor
IP rate	IP20
IK rate	IK03
Operating temperature (Ta)	-20°C / +45°C
Safety marks	EN60598 / EN62031 / EN62471
EMC compliance	EN55015
Colour consistency (SDCM)	MacAdam step 3
Warranty	7 years
Safety class	I

**IP20**

This luminaire contains built-in LED lamps.  
There are no exchangeable parts inside the luminaire.  
EU 874/2012  
Ask our sales department about the possibilities for:  
- Extra High CRI LED options (see page 32)



**CHOOSE YOUR LUMEN OUTPUT**

	mA	W per lamp		Lumen Output			Lumen / Watt		
		CRI82	CRI97	CRI82	CRI82	CRI97	CRI82	CRI82	CRI97
				3000K	4000K	3000K	3000K	4000K	3000K
Special request	500	19,4	17,9	2525	2600	1450	130	134	81
Standard	700	27,9	27,0	3575	3650	2150	128	131	80
Standard <sup>1</sup>	800	32,4	32,1	3825	4050	2500	118	125	78

<sup>1</sup> Standard for Linea AS-XS CRI97 No dim.



**ITEM SPECIFICATIONS** See pricelist 2025 page 64

Description	18°		37°		60°		mA	W per lamp	Lm/W	CRI (typ.)	Pf
	Item code	UGR	Item code	UGR	Item code	UGR					
Linea AS-XS-HE 3575Lm 3000K CRI82 No dim	17N403XXHK02	13.5	17N403XXHL02	13.4	17N403XXHM02	16.6	700	27.0	111	82	0.97
Linea AS-XS-HE 3575Lm 3000K CRI82 Dali	17N403XXE402	13.5	17N403XXE502	13.4	17N403XXE602	16.6	700	27.0	111	82	0.97
Linea AS-XS-HE 3575Lm 3000K CRI82 Casambi	17N403XXJ402	13.5	17N403XXJ502	13.4	17N403XXJ602	16.6	700	27.0	111	82	0.97
Linea AS-XS-HE 3650Lm 4000K CRI82 No dim	17N403XXHN02	13.5	17N403XXHP02	13.5	17N403XXHQ02	16.7	700	27.0	126	82	0.97
Linea AS-XS-HE 3650Lm 4000K CRI82 Dali	17N403XXE702	13.5	17N403XXE802	13.5	17N403XXE902	16.7	700	27.0	126	82	0.97
Linea AS-XS-HE 3650Lm 4000K CRI82 Casambi	17N403XXJ702	13.5	17N403XXJ802	13.5	17N403XXJ902	16.7	700	27.0	126	82	0.97
Linea AS-XS 2500Lm 3000K CRI97 No dim	170403XXHG02	14.3	170403XXHH02	15.3	170403XXHJ02	19.8	800	32.1	78	97	0.97
Linea AS-XS 2150Lm 3000K CRI97 Dali	170403XXEI02	14.2	170403XXE202	15.2	170403XXE302	19.6	700	27.0	80	97	0.97
Linea AS-XS 2150Lm 3000K CRI97 Casambi	170403XXJI02	14.2	170403XXJ202	15.2	170403XXJ302	19.6	700	27.0	80	97	0.97

All values are measured at 230V (+/- 7%).





UP TO 5800 LM

Ø 100 mm

**BEAM ANGLE**



Reflector  
LV: 18° / 37° / 60°

Diffuser  
LV: 80° (On request)

Honeycomb  
(Reduces the light output by -25% compared to clear glass.)

**COLOURS**



Matt white  
RAL 9016

Matt black  
RAL 9005

**FRONT RINGS**



61

62

65

71

72

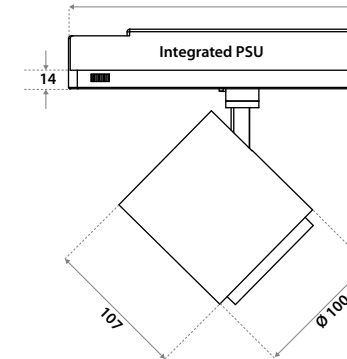
76

# Odion XS

**DIMENSIONS**

With integrated power supply in the adapter, not visible after installation.

228mm CRI80 • Stylist Series No dim    162mm CRI97 No dim  
253mm CRI80 • Stylist Series Dali    253mm CRI97 Dali  
228mm CRI80 • Stylist Series Casambi    228mm CRI97 Casambi



**SPECIFICATIONS**

Beam angle (FWHM)	18° / 37° / 60° (On request 80°)
UGR (4H8H 70/50/20)	<19 (18° + 37°)
Fixture material	Die cast aluminium / Glass
Environment	Indoor
IP rate	IP20
IK rate	IK09
Operating temperature (Ta)	-20°C / +45°C
Safety marks	EN60598 / EN62031 / EN62471
EMC compliance	EN55015
Colour consistency (SDCM)	MacAdam step 3
Warranty	7 years
Safety class	I

This luminaire contains built-in LED lamps.

There are no exchangeable parts inside the luminaire.

EU 874/2012

Ask our sales department about the possibilities for:  
- Extra High CRI LED options (see page 32)

**TRACKS**

On request! Ask our sales department about the possibilities.



**CHOOSE YOUR LUMEN OUTPUT**

	mA	W per lamp		Lumen Output			Lumen / Watt		
		CRI82	CRI97	CRI82 3000K	CRI82 4000K	CRI97 3000K	CRI82 3000K	CRI82 4000K	CRI97 3000K
Special request	500	19,4	17,9	2525	2600	1450	130	134	81
Standard	700	27,9	27,0	3575	3650	2150	128	131	80
Special request	800	32,4	32,1	3825	4050	2500	118	125	78
Special request	850	x	33,9	x	x	2600	x	x	
Special request	900	36,8	35,5	4300	4500	2700	117	122	76
Standard <sup>1</sup>	1050	43,7	41,7	4900	5100	3000	112	117	72
Standard	1200	51,2	50,5	5550	5800	3250	108	113	64
Special request	1400	x	57,2	x	x	3750	x	x	66

<sup>1</sup> Standard for Odion XS CRI97 No dim.

**CHOOSE YOUR COLOURS**

Housing/ Front ring	Item code	Housing/ Front ring	Item code
White/Gold	XX=61	Black/Gold	XX=71
White/Black	XX=62	Black/Black	XX=72
White/White	XX=65	Black/White	XX=76



**ITEM SPECIFICATIONS** See pricelist 2025 page 65

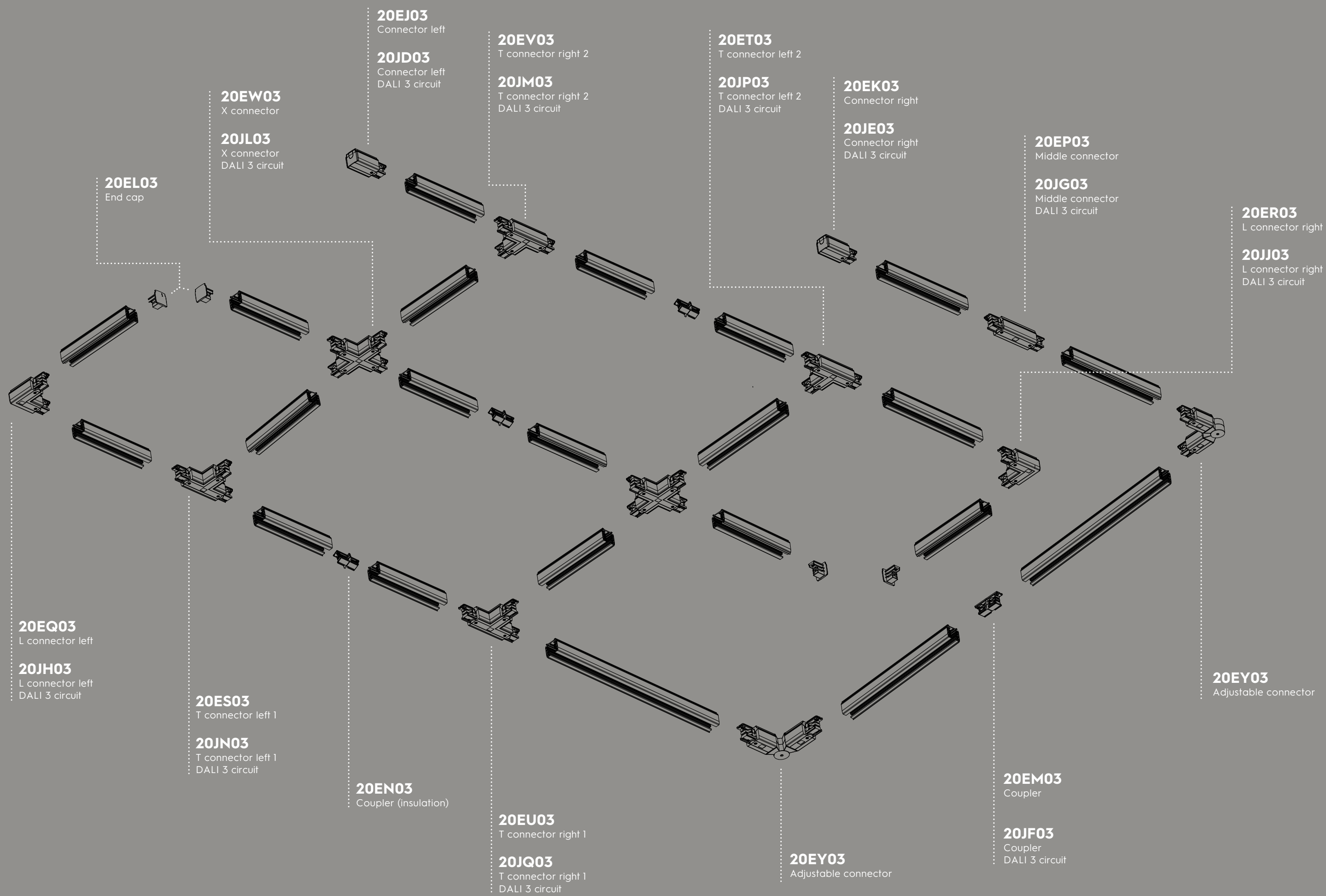
Description	18°		37°		60°		mA	W per lamp	Lm/W	CRI (typ.)	Pf
	Item code	UGR	Item code	UGR	Item code	UGR					
Odion XS-HE 3575Lm 3000K CRI82 No dim	35N403XXHK02	24.2	35N403XXHL02	25.4	35N403XXHM02	24.7	700	27.0	111	82	0.97
Odion XS-HE 3575Lm 3000K CRI82 Dali	35N403XXE402	24.2	35N403XXE502	25.4	35N403XXE602	24.7	700	27.0	111	82	0.97
Odion XS-HE 3575Lm 3000K CRI82 Casambi	35N403XXJ402	24.2	35N403XXJ502	25.4	35N403XXJ602	24.7	700	27.0	111	82	0.97
Odion XS-HE 3650Lm 4000K CRI82 No dim	35N403XXHN02	24.3	35N403XXHP02	25.5	35N403XXHQ02	24.8	700	27.0	126	82	0.97
Odion XS-HE 3650Lm 4000K CRI82 Dali	35N403XXE702	24.3	35N403XXE802	25.5	35N403XXE902	24.8	700	27.0	126	82	0.97
Odion XS-HE 3650Lm 4000K CRI82 Casambi	35N403XXJ702	24.3	35N403XXJ802	25.5	35N403XXJ902	24.8	700	27.0	126	82	0.97
Odion XS 3000Lm 3000K CRI97 No dim	350403XXHG02	23.5	350403XXHH02	24.8	350403XXHJ02	24.1	1050	41.7	72	97	0.97
Odion XS 2150Lm 3000K CRI97 Dali	350403XXE102	22.4	350403XXE202	23.6	350403XXE302	22.9	700	27.0	80	97	0.97
Odion XS 2150Lm 3000K CRI97 Casambi	350403XXJ102	22.4	350403XXJ202	23.6	350403XXJ302	22.9	700	27.0	80	97	0.97
Odion XS-HE 5550Lm 3000K CRI82 No dim	35N403XXHA02	25.7	35N403XXHB02	26.9	35N403XXHC02	26.2	1200	51.2	108	82	0.97
Odion XS-HE 5800Lm 4000K CRI82 No dim	35N403XXHD02	25.8	35N403XXHE02	27.1	35N403XXHF02	26.4	1200	51.2	113	82	0.97
Odion XS 3250Lm 3000K CRI97 No dim	35N403XXHR02	24.7	35N403XXHS02	25.6	350403XXHT02	24.9	1200	50.5	64	97	0.97

All values are measured at 230V (+/- 7%).




# Track system accessories diagram


ACCESSORIES







Cortina 2L 595x595,  
also available in  
620x620,



Also available with patented  
integrated active air ventilation




LINESSA / CORTINA

163

Porsche showroom  
Linessa 2L 1195x295

See page 40

**Bartenbach**  
lighting optics



595x595 / 620x620 mm

**COLOURS**



Ceiling plate: Matt white RAL 9016  
Reflector cups: chrome

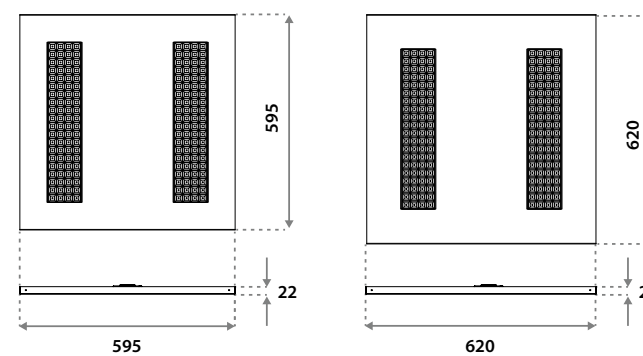
Ceiling plate: Matt white RAL 9016  
Reflector cups: white (on request)

**DIMENSIONS ON REQUEST**

- 1195x295 mm  
- 1720x112 mm

# Linessa 2L 595x595 / 620x620

**DIMENSIONS**



**SPECIFICATIONS**

Dimensions	595x595 (XX=C3) / 620x620 (XX=C2)
Beam angle (FWHM)	Chrome: 77° (Standard) White: 86° (Special request)
UGR (4H8H 70/50/20)	<16
Fixture material	Housing: Steel Reflector optic: Polycarbonate
Environment	Indoor
IP rate	IP20
IK rate	IK03
Operating temperature (Ta)	-20°C / +45°C
Safety marks	EN60598 / EN62031 / EN62471
EMC compliance	EN55015
Colour consistency (SDCM)	MacAdam step 3
Warranty	7 years

This luminaire contains built-in LED lamps.  
There are no exchangeable parts inside the luminaire.  
EU 874/2012

IP20



**CHOOSE YOUR LUMEN OUTPUT**

	mA	W per lamp	Lumen Output		Lumen / watt		UGR	
			3000K	4000K	3000K	4000K	3000K	4000K
Special request	350	16.6	2350	2450	142	148	12.6	12.8
Standard	500	23.8	3300	3450	139	145	13.8	14.0
Special request	600	28.6	3950	4100	138	143	14.4	14.6
Standard	700	33.6	4550	4750	135	141	14.9	15.1
Special request	900	43.5	5800	6000	133	138	15.8	15.9
Special request	1050	51.0	6500	6750	127	132	16.2	16.3

**ITEM SPECIFICATIONS** See pricelist 2025 page 67


Description	Item code	mA	W per lamp	Lm/W	CRI (typ.)	UGR	Pf	Safety class
Linessa 2L 3300Lm 3000K No dim	3DXX03CHXA02	500	23.8	139	83	13.8	0.95	II
Linessa 2L 3300Lm 3000K 1-10V & Push	3DXX03CHXE02	500	23.8	139	83	13.8	0.95	II
Linessa 2L 3300Lm 3000K Dali	3DXX03CHXC02	500	23.8	139	83	13.8	0.95	II
Linessa 2L 4550Lm 3000K No dim	3DXX03CHSG02	700	33.6	135	83	14.9	0.95	I
Linessa 2L 4550Lm 3000K 1-10V & Push	3DXX03CHSM02	700	33.6	135	83	14.9	0.95	II
Linessa 2L 4550Lm 3000K Dali	3DXX03CHSK02	700	33.6	135	83	14.9	0.95	II
Linessa 2L 3450Lm 4000K No dim	3DXX03CHXB02	500	23.8	145	83	14.0	0.95	II
Linessa 2L 3450Lm 4000K 1-10V & Push	3DXX03CHXF02	500	23.8	145	83	14.0	0.95	II
Linessa 2L 3450Lm 4000K Dali	3DXX03CHXD02	500	23.8	145	83	14.0	0.95	II
Linessa 2L 4750Lm 4000K No dim	3DXX03CHSH02	700	33.6	141	83	15.1	0.95	I
Linessa 2L 4750Lm 4000K 1-10V & Push	3DXX03CHSN02	700	33.6	141	83	15.1	0.95	II
Linessa 2L 4750Lm 4000K Dali	3DXX03CHSL02	700	33.6	141	83	15.1	0.95	II

All values are measured at 230V (+/- 7%).



RECESSED FOR MODULAR CEILINGS

CORTINA 2L 595X595 / 620X620



595x595 / 620x620 mm

**OTHER DIMENSIONS**



1195x295 mm



1720x100 mm

Check our datasheets, pricelist or website for all available versions and more information. Or ask our sales department.

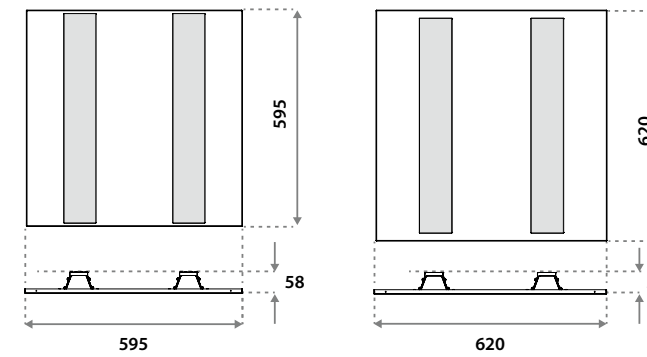
**COLOURS**

Matt white  
RAL 9016

RECESSED FOR MODULAR CEILINGS

# Cortina 2L 595x595 / 620x620

**DIMENSIONS**



**SPECIFICATIONS**

Dimensions	595x595 (XX=C3) / 620x620 (XX=C2)
Beam angle (FWHM)	80° (Standard)
UGR (4H8H 70/50/20)	<19
Fixture material	Housing: Steel / Lens: Polycarbonate Diffuser: PMMA
Environment	Indoor
IP rate	IP20
IK rate	IK03
Operating temperature (Ta)	-20°C / +45°C
Safety marks	EN60598 / EN62031 / EN62471
EMC compliance	EN55015
Colour consistency (SDCM)	MacAdam step 3
Warranty	7 years

This luminaire contains built-in LED lamps.  
There are no exchangeable parts inside the luminaire.  
EU 874/2012

**IP20**

MADE IN HOLLAND 7 YEAR WARRANTY ECO UGR <19

SAMSUNG TClE eldoLED KGP

**CHOOSE YOUR LUMEN OUTPUT**

	mA	W per lamp	Lumen Output		Lumen / watt		UGR	
			3000K	4000K	3000K	4000K	3000K	4000K
<i>Special request</i>	500	19,0	2600	2700	137	142	17.5	17.6
<b>Standard</b>	700	27,1	3500	3700	129	137	18.5	18.7
<i>Special request</i>	900	35,4	4400	4600	124	130	19.3	19.5
<b>Standard</b>	1050	41,8	5050	5300	121	127	19.8	20.0
<i>Special request</i>	1200	48,4	5700	5950	118	123	20.2	20.4

**ITEM SPECIFICATIONS** See pricelist 2025 page 66


Description	Item code	mA	W per lamp	Lm/W	CRI (typ.)	UGR	Pf	Safety class
Cortina 2L 3500Lm 3000K No dim	CAXX03MWSG02	700	27,1	129	83	18.5	0.95	II
Cortina 2L 3500Lm 3000K 1-10V & Push	CAXX03MWSM02	700	27,1	129	83	18.5	0.95	II
Cortina 2L 3500Lm 3000K Dali	CAXX03MWSK02	700	27,1	129	83	18.5	0.95	II
Cortina 2L 5050Lm 3000K No dim	CAXX03MWTR02	1050	41,8	121	83	19.8	0.95	I
Cortina 2L 5050Lm 3000K 1-10V & Push	CAXX03MWTT02	1050	41,8	121	83	19.8	0.95	II
Cortina 2L 5050Lm 3000K Dali	CAXX03MWTV02	1050	41,8	121	83	19.8	0.95	II
Cortina 2L 3700Lm 4000K No dim	CAXX03MWSH02	700	27,1	137	83	18.7	0.95	II
Cortina 2L 3700Lm 4000K 1-10V & Push	CAXX03MWSN02	700	27,1	137	83	18.7	0.95	II
Cortina 2L 3700Lm 4000K Dali	CAXX03MWSL02	700	27,1	137	83	18.7	0.95	II
Cortina 2L 5300Lm 4000K No dim	CAXX03MWTSS02	1050	41,8	127	83	20.0	0.95	I
Cortina 2L 5300Lm 4000K 1-10V & Push	CAXX03MWTU02	1050	41,8	127	83	20.0	0.95	II
Cortina 2L 5300Lm 4000K Dali	CAXX03MWTW02	1050	41,8	127	83	20.0	0.95	II

All values are measured at 230V (+/- 7%).




See page 42

**Bartenbach**  
lighting optics



**Patented active air ventilation**

595x595 / 620x620 mm



Lighting with integrated ventilation

**COLOURS**



Ceiling plate: Matt white RAL 9010  
Reflector cups: chrome

Ceiling plate: Matt white RAL 9010  
Reflector cups: white (on request)

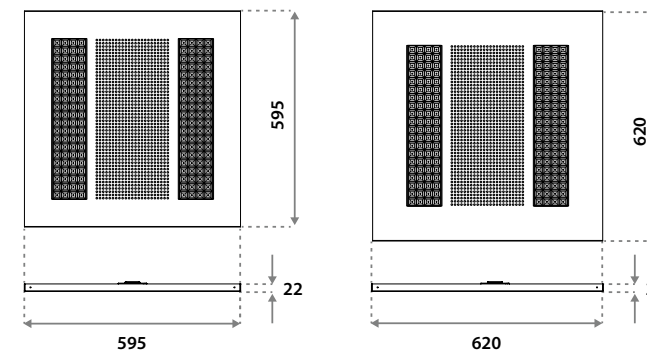
**PLENUM BOX**



Can be connected to all major ventilation systems.

# Linessa Air 2L

**DIMENSIONS**



**SPECIFICATIONS**

Dimensions	595x595 (XX=C3) / 620x620 (XX=C2)
Ventilation holes	100 cm <sup>2</sup>
Beam angle (FWHM)	Chrome: 77° (Standard) White: 86° (Special request)
UGR (4H8H 70/50/20)	<16
Fixture material	Housing: Steel Reflector optic: Polycarbonate
Environment	Indoor
IP rate	IP20
Operating temperature (Ta)	-20°C / +45°C
Safety marks	EN60598 / EN62031 / EN62471
EMC compliance	EN55015
Colour consistency (SDCM)	MacAdam step 3
Warranty	7 years

This luminaire contains built-in LED lamps.  
There are no exchangeable parts inside the luminaire.  
EU 874/2012

IP20



**CHOOSE YOUR LUMEN OUTPUT**

	mA	W per lamp	Lumen Output		Lumen / watt		UGR	
			3000K	4000K	3000K	4000K	3000K	4000K
Special request	350	16.6	2350	2450	142	148	12.6	12.8
Standard	500	23.8	3300	3450	139	145	13.8	14.0
Special request	600	28.6	3950	4100	138	143	14.4	14.6
Standard	700	33.6	4550	4750	135	141	14.9	15.1
Special request	900	43.5	5800	6000	133	138	15.8	15.9
Special request	1050	51.0	6500	6750	127	132	16.2	16.3

**ITEM SPECIFICATIONS** [See pricelist 2025 page 68](#)

Description	Item code	mA	W per lamp	Lm/W	CRI (typ.)	UGR	Pf	Safety class
Linessa Air 2L LV 3300Lm 3000K No dim	3DXXSLCHXA02	500	23.8	139	83	13.8	0.95	II
Linessa Air 2L LV 3300Lm 3000K 1-10V & Push	3DXXSLCHXE02	500	23.8	139	83	13.8	0.95	II
Linessa Air 2L LV 3300Lm 3000K Dali	3DXXSLCHXC02	500	23.8	139	83	13.8	0.95	II
Linessa Air 2L LV 4550Lm 3000K No dim	3DXXSLCHSG02	700	33.6	135	83	14.9	0.95	I
Linessa Air 2L LV 4550Lm 3000K 1-10V & Push	3DXXSLCHSM02	700	33.6	135	83	14.9	0.95	II
Linessa Air 2L LV 4550Lm 3000K Dali	3DXXSLCHSK02	700	33.6	135	83	14.9	0.95	II
Linessa Air 2L LV 3450Lm 4000K No dim	3DXXSLCHXB02	500	23.8	145	83	14.0	0.95	II
Linessa Air 2L LV 3450Lm 4000K 1-10V & Push	3DXXSLCHXF02	500	23.8	145	83	14.0	0.95	II
Linessa Air 2L LV 3450Lm 4000K Dali	3DXXSLCHXD02	500	23.8	145	83	14.0	0.95	II
Linessa Air 2L LV 4750Lm 4000K No dim	3DXXSLCHSH02	700	33.6	141	83	15.1	0.95	I
Linessa Air 2L LV 4750Lm 4000K 1-10V & Push	3DXXSLCHSN02	700	33.6	141	83	15.1	0.95	II
Linessa Air 2L LV 4750Lm 4000K Dali	3DXXSLCHSL02	700	33.6	141	83	15.1	0.95	II

All values are measured at 230V (+/- 7%).



## EMERGENCY CONTROL



## BATTERY PACK



## LED INDICATOR



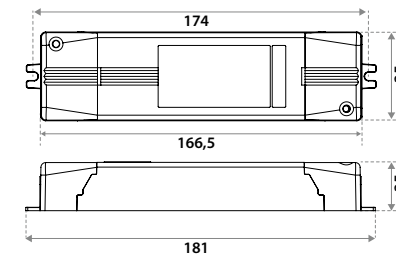
**Large downlights:** Indicator can be mounted into the rim of the downlight.

**Small downlights:** Indicator can be mounted into the ceiling next to the downlight

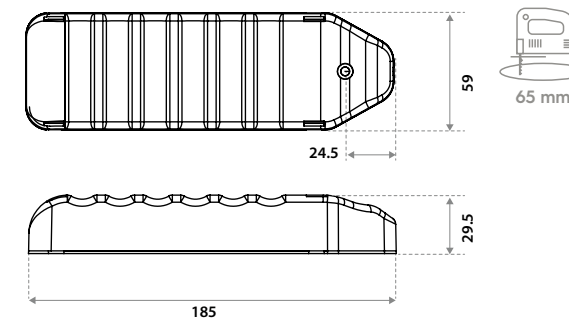
## Emergency pack

## DIMENSIONS

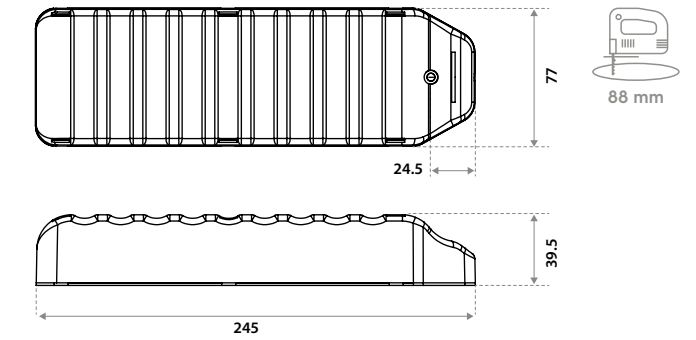
## Emergency control



## Battery Pack 1Hr



## Battery Pack 3Hr



## SPECIFICATIONS

Input Voltage	220-240V 50-60Hz
Emergency Wattage	2-4.5W
Safety Marks	EN 61000 / 61347 / EN61547
EMC compliance	EN55015
Operating temperature	0° - 45°C
Max. pcs for B16A	27 pcs
Inrush current	27A 250usec
IP rate	IP20
Environment	Indoor
Housing material	Polyamid
Expected Lifetime	4 years
Warranty	2 years
Battery type	Ni-Cd
Charging time	24 Hrs (max. 500x)
Length LED cable	350mm
Hole size for Indicator	Ø 9mm
Indicator green	No action needed

DIP-SWITCH	DIP-SWITCH	Working voltage during emergency (V <sub>e</sub> )	Output current during emergency (I)	Power max. for LED modules
Special request	A	12 V cost.	200 ± 10%	24 W
Special request	B	24 V cost.	160 ± 10%	30 W
Special request	C	46 V cost.	60 ± 10%	50 W
Standard	D	9...58 V	200...30mA	-

ITEM SPECIFICATIONS [See pricelist 2025 page 70](#)

Description	Item code	Type	Battery capacity
EP 1Hr 4-P	185LVPS3EPI-4	incl. battery and lamp	7.2V -1.6 Ah
EP 3Hr 4-P	185LVPS3EP3-4	incl. battery and lamp	7.2V -4.0 Ah
EP 1Hr 5-P*	185LVPS3EPI-5	incl. battery and lamp	7.2V -1.6 Ah
EP 3Hr 5-P*	185LVPS3EP3-5	incl. battery and lamp	7.2V -4.0 Ah

All values are measured at 230V (+/- 7%). \*For use with Dali.



# Correction ring

See pricelist 2025 page 71

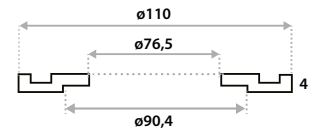
The LED luminaire fits flush in the correction ring, creating a natural and elegant look.  
The correction ring can also be placed inside the ceiling to prevent the springs from damaging the ceiling panel.



## A. CORRECTION RING 75-110 MM

The correction ring is used in (retrofit) installations with existing hole sizes measuring 75-100 mm. For use with Fluxe 75, Linea 75 and Curion 75.


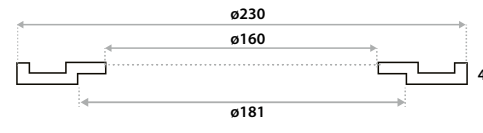
Item code	00BV03MW0000
Colour	Matt White RAL 9016
Type of material	Steel



## B. CORRECTION RING 150-230 MM

The correction ring is used in (retrofit) installations with existing hole sizes measuring 150-210 mm. For use with Linea DS-F 150.

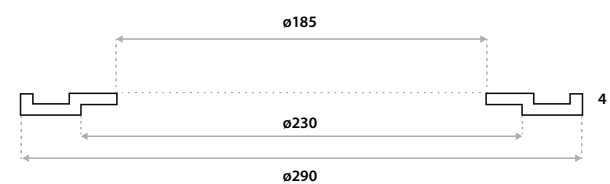
Item code	009703MW0000
Colour	Matt White RAL 9016
Type of material	Steel



## C. CORRECTION RING 185-290 MM

The correction ring is used in (retrofit) installations with existing hole sizes measuring 215-250 mm. For use with Linea 185.


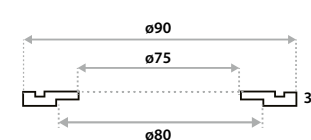
Item code	009403MW0000
Colour	Matt White RAL 9016
Type of material	Steel




## D. CORRECTION RING 80-90 MM

The correction ring is used to make the small rim a little bigger for more easy installation.

Item code	00C903XX0000
Colour	Matt White RAL 9016 (XX=MW) Matt black RAL 9005 (XX=BL)
Type of material	Aluminium



# Central PSU Mini Downlights (mA)



## DIMMABLE CENTRAL POWER SUPPLIES See pricelist 2025 page 70

**350mA** - 05CG03MLMD00 / 05NN03MLMD00 / 05CH03MLMD00 / 05ZL03MLMD00 / 05CM03MLMD00

**500mA** - 05GG03MLME00 / 05NP03MLME00 / 05GH03MLME00 / 05GV03MLME00 / 05GM03MLME00

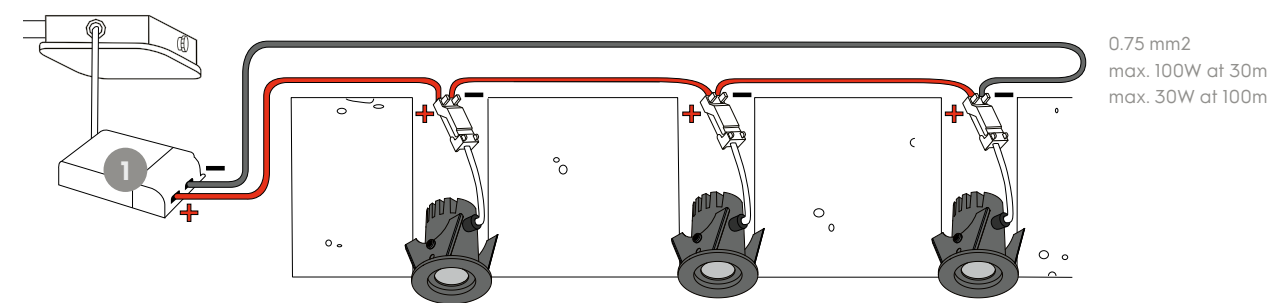
**700mA** - 05MG03MLMF00 / 05NQ03MLMF00 / 05MH03MLMF00 / 05LR03MLMF00 / 05MM03MLMF00

## POWER SUPPLY UNITS CONSTANT CURRENT (mA)

Description	Item code	Watt	Current	Efficiency	Pf	Ripple	Input	Dimensions	Inrush current	B-16A Fuse
PSU 17W 350mA Triac	05CG03MLMD00	17W (47Vf)	350mA	85%	0.97	<3%	220-240V	166x46x34 mm	5A 50µs	50 pcs
PSU 18W 350mA Dali	05NN03MLMD00	18W (54Vf)	350mA	90%	0.95	<3%	220-240V	147x44x30 mm	5A 50µs	50 pcs
PSU 18W 350mA 1-10V & Push	05CH03MLMD00	18W (53Vf)	350mA	90%	0.95	<3%	220-240V	103x67x21 mm	5A 50µs	50 pcs
PSU 18.5W 350mA Casambi	05ZL03MLMD00	18.5W (54Vf)	350mA	90%	0.95	<3%	220-240V	147x44x30 mm	5A 50µs	50 pcs
PSU 25W 350mA Dali / 1-10V & Push	05CM03MLMD00	25W (74Vf)	350mA	89%	0.95	<3%	220-240V	124x79x22 mm	10A 200µs	30 pcs
PSU 24W 500mA Triac	05GG03MLME00	24W (47Vf)	500mA	85%	0.97	<3%	220-240V	166x46x34 mm	5A 50µs	50 pcs
PSU 27W 500mA Dali	05NP03MLME00	27W (54Vf)	500mA	90%	0.95	<3%	220-240V	147x44x30 mm	5A 50µs	50 pcs
PSU 25W 500mA 1-10V & Push	05GH03MLME00	25W (50Vf)	500mA	90%	0.95	<3%	220-240V	103x67x21 mm	5A 50µs	50 pcs
PSU 27W 500mA Casambi	05GV03MLMD00	27W (54Vf)	500mA	90%	0.95	<3%	220-240V	147x44x30 mm	5A 50µs	50 pcs
PSU 35W 500mA Dali / 1-10V & Push	05GM03MLME00	35W (72Vf)	500mA	89%	0.95	<3%	220-240V	124x79x22 mm	10A 200µs	30 pcs
PSU 32W 700mA Triac	05MG03MLMF00	32W (46Vf)	700mA	85%	0.97	<3%	220-240V	166x46x34 mm	5A 50µs	50 pcs
PSU 38W 700mA Dali	05NQ03MLMF00	38W (54Vf)	700mA	90%	0.95	<3%	220-240V	147x44x30 mm	5A 50µs	50 pcs
PSU 32W 700mA 1-10V & Push	05MH03MLMF00	32W (46Vf)	700mA	90%	0.95	<3%	220-240V	103x67x21 mm	5A 50µs	50 pcs
PSU 36W 700mA Casambi	05LR03MLMD00	36W (51Vf)	700mA	90%	0.95	<3%	220-240V	147x44x30 mm	5A 50µs	50 pcs
PSU 50W 700mA Dali / 1-10V & Push	05MM03MLMF00	50W (72Vf)	700mA	89%	0.95	<3%	220-240V	124x79x22 mm	10A 200µs	30 pcs

## INSTALLATION DIMMABLE CENTRAL POWER SUPPLY

Downlight including Phoenix to connection box.



**⚠ All spots should be connected in series!**

# Plug & play cables

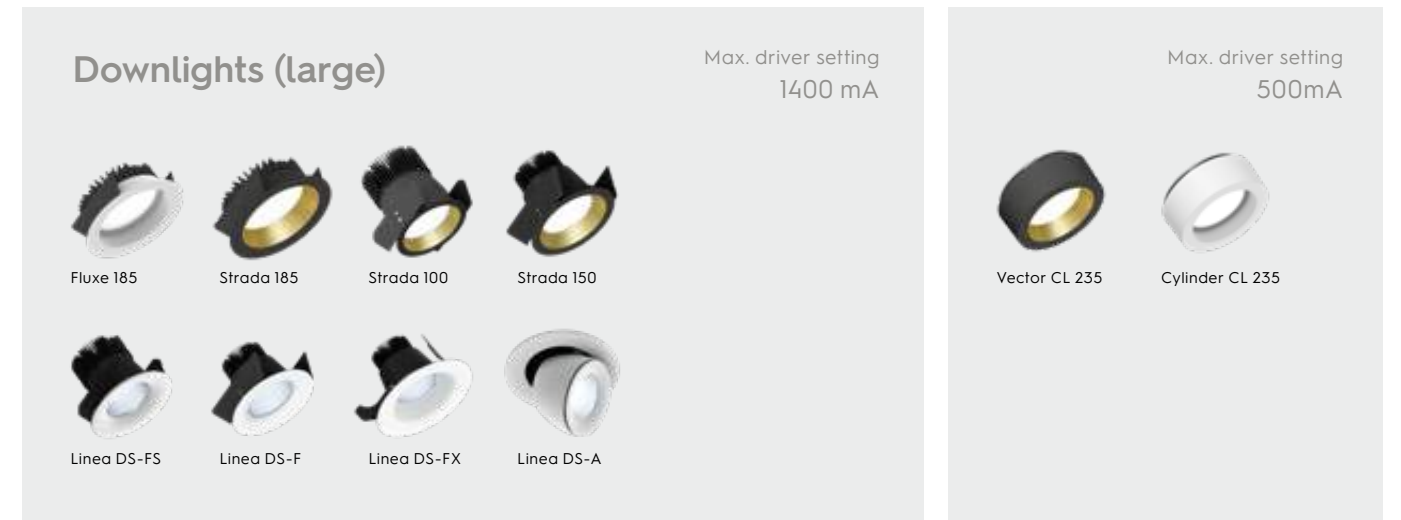



## PLUG & PLAY SOLUTIONS PREFAB See pricelist 2025 page 72

Description	Class	Length	Item code	Length	Item code	Length	Item code
<b>A</b> Euro plug incl. cable	II	0.3 m	x	2.0 m	015203BL1200	3.0 m	x
<b>B</b> Schuko plug incl. cable	I	0.3 m	x	1.5 m	1C5203BLA000	3.0 m	x
<b>C</b> UK plug incl. cable	II	0.3 m	x	2.0 m	0A5203BL1200	3.0 m	x
<b>D</b> GST18-3 male incl. cable 2x0.75mm <sup>2</sup>	II	0.3 m	455203BL0000	2.0 m	x	3.0 m	455203BL1500
<b>D</b> GST18-3 male incl. cable 3x0.75mm <sup>2</sup>	I	0.3 m	4A5203BL0000	2.0 m	x	3.0 m	4A5203BL1500
<b>E</b> 1-10V/Dali GST18-5 male incl. cable 4x0.75mm <sup>2</sup>	II	0.3 m	655203BL0000	2.0 m	x	3.0 m	655203BL1500
<b>E</b> 1-10V/Dali GST18-5 male incl. cable 5x0.75mm <sup>2</sup>	I	0.3 m	6A5203BL0000	2.0 m	x	3.0 m	6A5203BL1500
<b>F</b> 1-10V/Dali BST14i male incl. cable	III	0.5 m	095203BL0000	2.0 m	x	3.0 m	095203BL1500
<b>G</b> GST18-3 T-splitter male incl. cable	II	0.2 m	459203BL0000	2.0 m	x	3.0 m	x
<b>G</b> GST18-3 T-splitter male incl. cable	I	0.2 m	4A9203BL0000	2.0 m	x	3.0 m	x
<b>H</b> GST18-5 T-splitter male	I / II	x	659203BLU0000	2.0 m	x	3.0 m	x
<b>I</b> 1-10V/Dali BST14i T-splitter male incl. cable	III	0.2 m	099203BL0000	2.0 m	x	3.0 m	x
<b>J</b> LV plug to RJ45 plug	III	0.2 m	675205BL0000	2.0 m	x	3.0 m	x



# Choose your LV lumen output



**CRI97 STANDARD**

	MA	W	LUMEN OUTPUT			LUMEN / WATT			DRIVER TYPES				
			2700K	3000K	4000K	2700K	3000K	4000K	NO DIM	TRIAC	1-10V&PUSH	DALI	CASAMBI
Special request	125	5.0	475	500	525	95	100	105	127570	x	x	x	x
Special request	150	6.1	550	575	625	91	95	103	CC21W150-500	x	x	x	x
Special request	200	8.1	700	750	825	86	93	102	CC21W150-500	x	x	x	x
Special request	250	9.8	850	900	1000	87	92	102	CC21W150-500	x	x	127576 <sup>2</sup>	x
Special request	300	12.0	1050	1100	1200	88	92	100	CC21W150-500	x	125400	127576 <sup>2</sup>	127630
Standard	350	13.8	1150	1250	1350	83	91	98	CC21W150-500	127030	125400	127576 <sup>2</sup>	127630
Special request	400	15.8	1300	1425	1550	82	90	98	CC21W150-500	x	125400	127576 <sup>2</sup>	127630
Special request	450	18.0	1475	1600	1750	82	89	97	CC21W150-500	x	125400	127576 <sup>2</sup>	127630
Standard	500	20.1	1625	1800	1925	81	89	96	CC21W150-500	127032	125400	127576 <sup>2</sup>	127630
Vector CL 145	500	20.1	1625	1800	1925	81	89	96	122198	x	125400	123403 <sup>1</sup>	x
Special request	550	21.7	1750	1900	2050	80	87	94	CC30W350-700	x	126421	127576	127630
Special request	600	23.9	1900	2050	2225	80	86	93	CC30W350-700	x	126421	127576	127630
Standard	650	26.0	2050	2250	2400	79	86	92	CC30W350-700	x	126421	127576	127630

<sup>1</sup> For other current settings check the TCI website or ask our sales department. <sup>2</sup> Strada 75/90: eldoLED ECO240A.

**CRI82 STANDARD**

	MA	W	LUMEN OUTPUT			LUMEN / WATT			DRIVER TYPES				
			2700K	3000K	4000K	2700K	3000K	4000K	NO DIM	TRIAC	1-10V&PUSH	DALI	CASAMBI
Special request	125	4.5	625	650	675	140	145	151	127570	x	x	x	x
Special request	150	5.4	750	775	800	139	144	149	CC21W150-500	x	x	x	x
Special request	200	7.2	1000	1025	1050	139	142	145	CC21W150-500	x	x	x	x
Special request	250	9.1	1225	1250	1275	135	138	140	CC21W150-500	x	x	127576 <sup>2</sup>	x
Special request	300	11.0	1450	1500	1525	132	137	139	CC21W150-500	x	125400	127576 <sup>2</sup>	127630
Standard	350	12.9	1650	1725	1750	128	134	136	CC21W150-500	127030	125400	127576 <sup>2</sup>	127630
Special request	400	15.6	1900	1975	2000	122	126	128	CC21W150-500	x	125400	127576 <sup>2</sup>	127630
Special request	450	17.8	2075	2150	2175	116	120	122	CC21W150-500	x	125400	127576 <sup>2</sup>	127630
Standard	500	19.7	2250	2325	2350	114	118	120	CC21W150-500	127032	125400	127576 <sup>2</sup>	127630
Vector CL 145	500	19.7	2250	2325	2350	114	118	120	122198	x	125400	123403 <sup>1</sup>	x
Special request	550	22.3	2450	2550	2575	110	114	115	CC30W350-700	x	126421	127576	127630
Special request	600	24.7	2650	2750	2775	107	111	112	CC30W350-700	x	126421	127576	127630
Standard	650	27.3	2750	2875	2900	101	105	106	CC30W350-700	x	126421	127576	127630

<sup>1</sup> For other current settings check the TCI website or ask our sales department. <sup>2</sup> Strada 75/90: eldoLED ECO240A.

**CRI97 STANDARD**

	MA	W	LUMEN OUTPUT		LUMEN / WATT		DRIVER TYPES				
			3000K	4000K	3000K	4000K	NO DIM	TRIAC	1-10V&PUSH	DALI	CASAMBI
Special request	250	9.4	800		85		CC21W150-500	x	126421	127576	x
Special request	350	13.2	1100		83		CC21W150-500	x	127021	127576	127630
Cylinder / Vector 235	500	17.9	1450		81		CC21W150-500	127032	123400	127576	127630
Special request	500	17.9	1450		81		CC21W150-500	127032	127021	127576	127630
Special request	700	27.0	2150		80		CC30W350-700	122260	127021	127576	127630
Standard	800	32.1	2500		78		127484	on request	127021	127490	127630
Special request	900	35.5	2700		76		127484	on request	127021	127490	127630
Special request	1050	41.7	3000		72		127484	on request	127021	127490	127630
Standard	1200	50.5	3250 <sup>1</sup>		64		127690	on request	123170	123170	On request
Special request	1400	57.2	3750 <sup>2</sup>		66		x	on request	123170	123170	On request

<sup>1</sup> For large downlights CRI97 No dim. <sup>2</sup> For large downlights CR97 1-10V and Dali

**CRI82 STANDARD**

	MA	W	LUMEN OUTPUT		LUMEN / WATT		DRIVER TYPES				
			3000K	4000K	3000K	4000K	NO DIM	TRIAC	1-10V&PUSH	DALI	CASAMBI
Special request	250	9.2	1350	1400	147	152	CC21W150-500	x	126421	127576	x
Special request	350	13.1	1850	1900	141	145	CC21W150-500	x	127021	127576	127630
Cylinder / Vector 235	500	19.4	2525	2600	130	134	CC21W150-500	127032	123400	127576	127630
Special request	500	19.4	2525	2600	130	134	CC21W150-500	127032	127021	127576	127630
Standard	700	27.9	3575	3650	128	131	CC30W350-700	122260	127021	127576	127630
Special request	800	32.4	3825	4050	118	125	127484	on request	127021	127490	127630
Special request	900	36.8	4300	4500	117	122	127484	on request	127021	127490	127630
Special request	1050	43.7	4900	5100	112	117	127484	on request	127021	127490	127630
Standard	1200	51.2	5550	5800	108	113	127690	on request	123170	123170	On request

**HIGH CRI LED OPTIONS**

	CCT	CRI	R9	RF	RG	DOWNLIGHTS SMALL			DOWNLIGHTS LARGE		DOWNLIGHTS LARGE		BRAND	ITEM CODE
						MA	LM	LM/W	MA	LM	MA	LM		
CR180	2700K	82	5	83	94	350	1650	128	700	3400	1200	5300	Bridgelux ksf	51-4087-27
CR180	3000K	82	7	86	95	350	1725	134	700	3575	1200	5550	Bridgelux ksf	51-4087-30
CR180	4000K	82	18	84	96	350	1750	136	700	3650	1200	5800	Bridgelux ksf	51-4087-40
CR190	2700K	92	67	88	104	350	1550	118	700	3150	1200	4700	Bridgelux ksf	51-4088-27
CR190	3000K	92	67	92	99	350	1600	122	700	3250	1200	4850	Bridgelux ksf	51-4088-30
CR190	4000K	92	78	92	100	350	1625	124	700	3300	1200	4925	Bridgelux ksf	51-4088-40
CR197	2700K	97	93	96	103	350	1150	83	800	2300	1400	3425	Lumileds	50-3031-27
CR197	3000K	97	96	95	103	350	1250	91	800	2500	1400	3750	Lumileds	50-3031-30
CR197	4000K	97	96	95	103	350	1350	98	800	2700	1400	4050	Lumileds	50-3031-40

LV LUMEN

Cortina 2L



	MA	W	LUMEN OUTPUT		LUMEN / WATT		UGR		DRIVER TYPES			
			3000K	4000K	3000K	4000K	3000K	4000K	NO DIM	T-10V&PUSH	DALI	CASAMBI
Special request	500	19,0	2600	2700	137	142	17,5	17,6	127570	127021	127576	127630
Standard	700	27,1	3500	3700	129	137	18,5	18,7	122284	127021	127576	127630
Special request	900	35,4	4400	4600	124	130	19,3	19,5	127484N	127021	127490	127630
Standard	1050	41,8	5050	5300	121	127	19,8	20,0	127484N	127021	127490	127630
Special request	1200	48,4	5700	5950	118	123	20,2	20,4	127690	123170	123170	x

Linessa 2L



	MA	W	LUMEN OUTPUT		LUMEN / WATT		UGR		DRIVER TYPES				MA	LM	DRIVER TYPES	
			3000K	4000K	3000K	4000K	3000K	4000K	NO DIM	T-10V&PUSH	DALI	2700-6500K			DALI	CASAMBI
Special request	350	16,6	2350	2450	142	148	12,6	12,8	127570	126421	127576	2x350	1650	x	x	
Standard	500	23,8	3300	3450	139	145	13,8	14,0	127570	126421	127576	2x500	2350	On request	On request	
Special request	600	28,6	3950	4100	138	143	14,4	14,6	127480N	126421	127490	2x600	2800	On request	On request	
Standard	700	33,6	4550	4750	135	141	14,9	15,1	127480N	126421	127490	2x750	3450	DL562/A	DL562/A-C	
Special request	900	43,5	5800	6000	133	138	15,8	15,9	122204	On request	ECO560A	2x900	4200	On request	On request	
Special request	1050	51,0	6500	6750	127	132	16,2	16,3	122204	On request	ECO560A	2x1050	4900	On request	On request	

Trackspots



Max 1400mA

CRI97 STANDARD

	MA	W	LUMEN OUTPUT		LUMEN / WATT		DRIVER TYPES		
			3000K	4000K	3000K	4000K	NO DIM	DALI	CASAMBI
Special request	500	17,9	1450		81		On request	PRO-T61050N	GA
Standard	700	27,0	2150		80		On request	PRO-T61050N	GA
Special request	800	32,1	2500		78		On request	PRO-T61050N	GA
Special request	900	35,5	2700		76		OT FIT 40	PRO-T61050N	GA
Standard	1050	41,7	3000		72		OT FIT 40	PRO-T61050N	GA
Standard	1200	50,5	3250		64		SC60W1100-1400CG	On request	On request
Special request	1400	57,2	3750		66		SC60W1100-1400CG	On request	x

CRI82 STANDARD

	MA	W	LUMEN OUTPUT		LUMEN / WATT		DRIVER TYPES		
			3000K	4000K	3000K	4000K	NO DIM	DALI	CASAMBI
Special request	500	19,4	2525	2600	130	134	GA-016	PRO-T61050N	GA
Standard	700	27,9	3575	3650	128	131	GA-016	PRO-T61050N	GA
Special request	800	32,4	3825	4050	118	125	GA-016	PRO-T61050N	GA
Special request	900	36,8	4300	4500	117	122	GA-016	PRO-T61050N	GA
Special request	1050	43,7	4900	5100	112	117	GA-016	PRO-T61050N	GA
Standard	1200	51,2	5550	5800	108	113	SC60W1100-1400CG	On request	On request

Trackspots



Max. 800mA

CRI97 STANDARD


	MA	W	LUMEN OUTPUT		LUMEN / WATT		DRIVER TYPES		
			3000K	4000K	3000K	4000K	NO DIM	DALI	CASAMBI
Special request	500	17,9	1450		81		GA-016	PRO-T61050N	GA
Standard	700	27,0	2150		80		GA-016	PRO-T61050N	GA
Standard	800	32,1	2500		78		GA-016	PRO-T61050N	GA

CRI82 STANDARD

	MA	W	LUMEN OUTPUT		LUMEN / WATT		DRIVER TYPES		
			3000K	4000K	3000K	4000K	NO DIM	DALI	CASAMBI
Special request	500	19,4	2525	2600	130	134	GA-016	PRO-T61050N	GA
Standard	700	27,9	3575	3650	128	131	GA-016	PRO-T61050N	GA
Special request	800	32,4	3825	4050	118	125	GA-016	PRO-T61050N	GA

# Tailor-made lighting

We have introduced a new name for our custom-made business unit;



# MIYO

Make it your own.

MAKE IT YOUR OWN

## UNIQUE IN EVERY WAY

Could our product range match your requirements better? We will always gladly suggest a suitable product for your needs. We can make simple adjustments to existing features such as colour or size. However, we are open to more complex challenges too. We design fixtures specifically tailored to your requirements.

The luminaires from our collection are tailor-made assembled in our social and in-house workshops. We do this in the Netherlands. This enables us to choose from an extensive stock of lighting components.

## LET'S BE CREATIVE

Any of our existing parts can be used when creating a brand new design. Should special parts be required, we can quickly and easily have them made by our large network of suppliers.

As a result of this approach we are able to offer a complete package. There is a wide choice of assorted and custom made products at competitive prices.




Minimum order of 50 units



Within 48 hrs go or no go



Average delivery time is 6 weeks



Just give us a call  
+31 (0)85 773 63 60





## Why MIYO?

At Illuxtron we are creating standard products that are competitive and innovative for a wide audience. We create our own parts and technologies for our luminaires. But sometimes you need something more, something different... Something special. That's where MIYO comes in.



CUSTOM MADE

### MAKE IT YOUR OWN! (MIYO)

We solve customer problems by making customised luminaires. MIYO can do that competitively because we try to use as many existing Illuxtron components as possible. We pick and combine and only have to make what we don't have in stock.

### WHY WE ARE GOOD AT IT

At Illuxtron we assemble our luminaires locally. The biggest advantage is that we can customize the product without having to disassemble first. And we have local partners to quickly solve specific customer problems.

- We can do powder coating at the end of the street
- There is a CNC metalworking company in the same building
- Our sheet metal partner is 1 hour away from us
- The social workshop is a 10 minute walk away

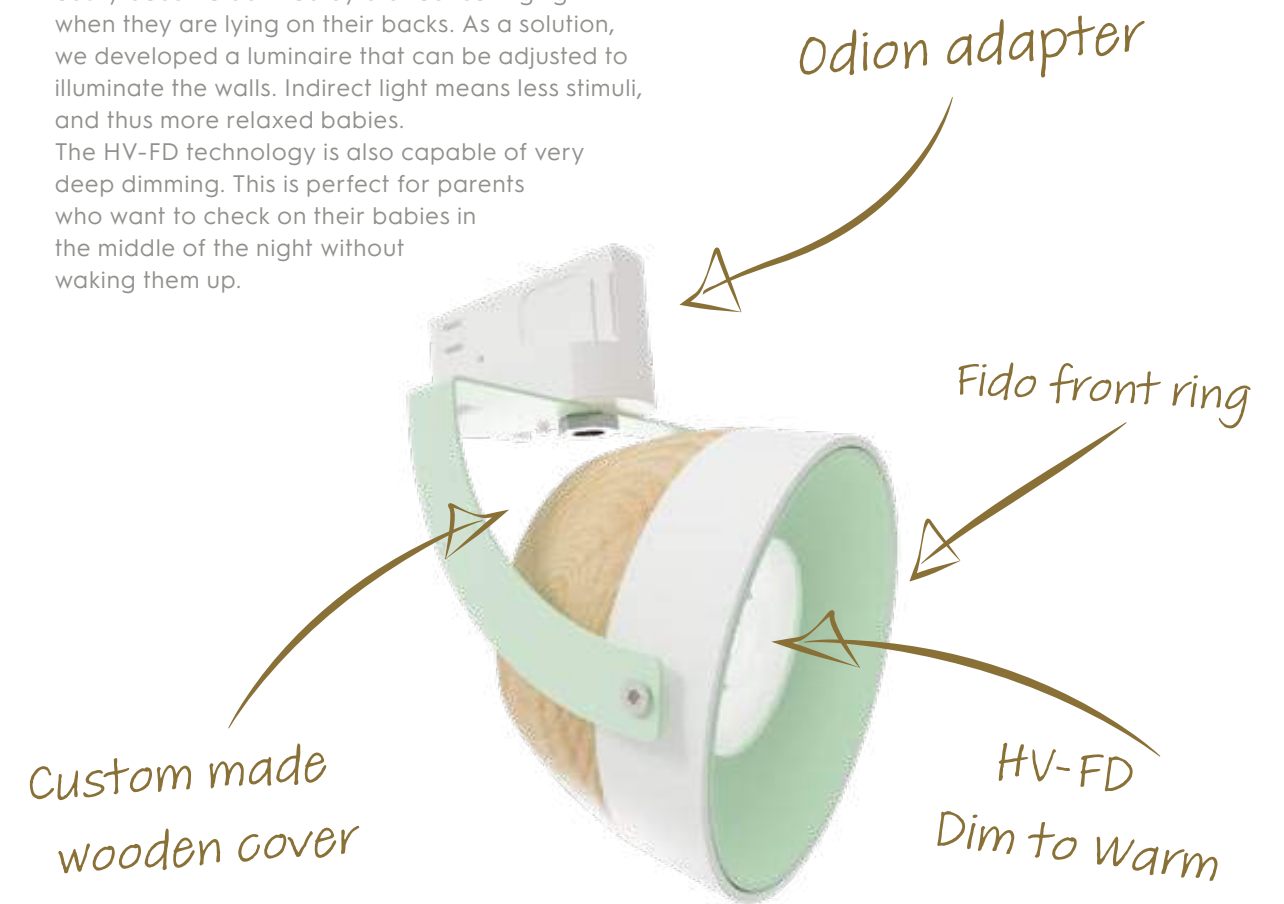
This gives us Flexibility and Speed!



MAKE IT YOUR OWN

## How does it work?

Here is an example of our tailor-made nursery luminaire. This luminaire was specifically designed for a baby room concept. Small children would easily become dazzled by a direct ceiling light when they are lying on their backs. As a solution, we developed a luminaire that can be adjusted to illuminate the walls. Indirect light means less stimuli, and thus more relaxed babies. The HV-FD technology is also capable of very deep dimming. This is perfect for parents who want to check on their babies in the middle of the night without waking them up.




This light fixture blends in well with the trendiest and friendliest nurseries thanks to the wooden accent ring and the green paint. The adjustable luminaire is also ideal for creating a cosy, pleasant atmosphere in your living room or retail space.



Let's be creative!

# Examples of "making it your own"

CUSTOM MADE



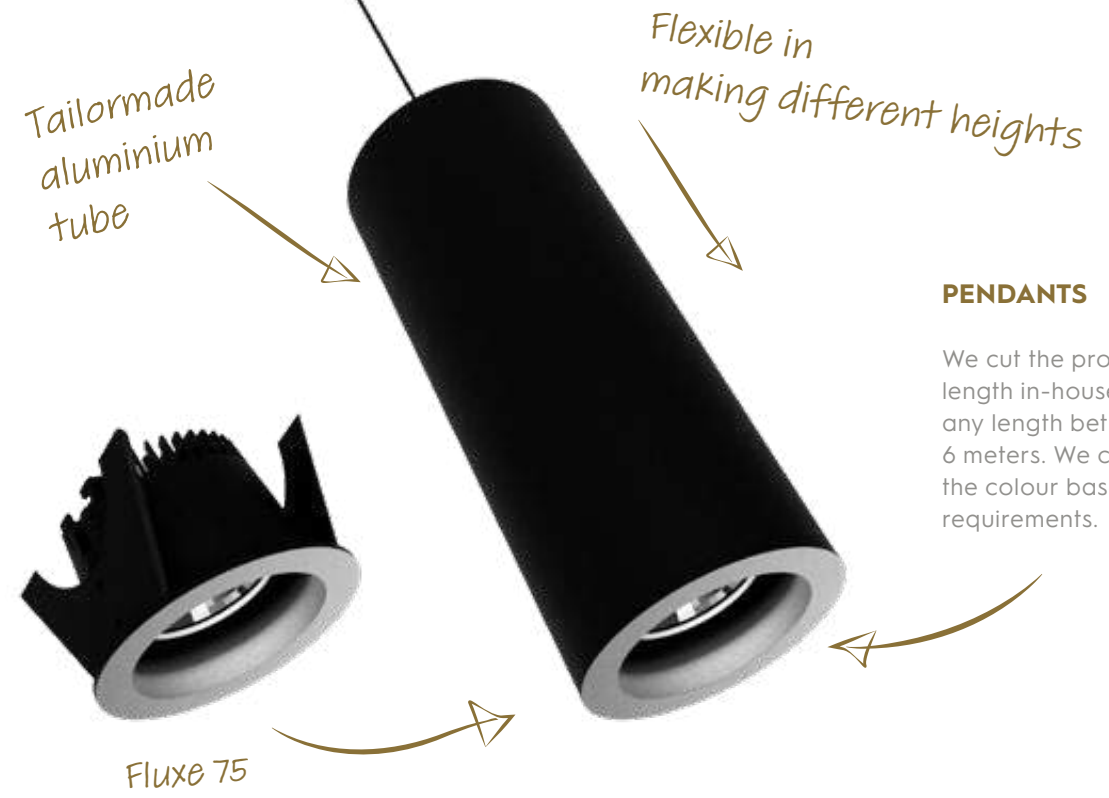
### TRIMLESS FIDO

The standard Fido version has been transformed into a trimless version for Gyproc ceilings.



### GRID LIGHT

Except for the LED technology, almost everything is made from new parts. In particular, the grid to limit the longitudinal visibility was a requirement of the customer.



### PENDANTS

We cut the profiles to the desired length in-house. We can handle any length between 250 mm and 6 meters. We can also adjust the colour based on the project requirements.

### ODION WITH CASAMBI 2700-6500K

This tuneable Track Spot can be used in a standard 3 Phase track. Both Dale and App based Casambi control are possible. This enables both dimming and colour changing per individual luminaire.



### FIDO TUBES

Playing around with various lengths and colours to create architectural shapes that have a distinctive aesthetic. We can cut the tube to a variety of lengths.





## Datacenter specials

### LINEAR LINE

Special energy-efficient luminaire aimed at data centers. It can be mounted directly on a cable duct via a handy suspension system. As a possible pendant variant, it can also be attached to the ceiling with hanging wires.



*Both can be connected the same way*




### EMERGENCY LUMINAIRE

Stand alone IP65 luminaire with wide beam and 318Lm for 3hrs. Can be connected in the same way as the Linear Line to a cable trunking.



### SUSTAINABLE LINEAR LIGHT

At the end of its lifespan, this luminaire can be equipped with new technology. After retrofit a 7-year warranty can be offered again. The optics are available in different beam widths including an asymmetrical version.



*Blue flat cable*

*Tap off's*

### FLAT CABLE

The Flat Cable is the quickest option if you need to complete your installation quickly. The 5-pole tap off's can be assembled by Illuxtron at any location and any length you desire.



### ODION SPOT

A cable basket holds the Odion Trackspot's head in place. It is a cheap way to light up your (industrial) project with a lumen output of 6300Lm.



**MIYO**  
Make it your own.

# Recommended dimmer list Illuxtron HV-FD downlights

## DIMMING OF ILLUXTRON HV LED LUMINAIRES.

Dimming of LED luminaires can be a tricky business. There are no standards for LED dimming, there is no guarantee that any luminaire will work with any dimmer. Incompatibility between luminaires and dimmers can cause flickering, reduced dimming ranges, and can even cause damage and reduce the life span of the luminaire or the dimmer.

One general problem with LED luminaires is the occurrence of flickering. Illuxtron downlights do not flicker by themselves! They are not sensitive to most kinds of pollution present in electric power grids, such as harmonics and RCS signals. In combination with a dimmer, flickering can still occur for 3 main reasons:

1. The dimmer has a minimum load of say 50VA and there is less than 50 VA load from the luminaires. To solve this problem, select a dimmer with a lower minimum load.
2. There can be RCS signals on the power line that interfere with the dimmers' normal operation. In this particular case, select a dimmer with a built-in RCS filter or use an external RCS filter.
3. There can also be other powerline disturbances such as harmonics, which are caused by heavy motor drives or electric car chargers.

If filtering the power line is not effective enough, you can also use a UPS with a sinewave output to supply power to the light group.

Sometimes glowing can occur, even when the dimmer is turned off. This is mostly caused by current leakage through the dimmer. Workarounds for this are so-called dimmer compensators (e.g. Niko 310-0500X) which are connected in parallel over the luminaires.

Illuxtron HV LED downlights are different from general high voltage driverless LED luminaires. We offer some advantages over other HV LED downlights

Our HV downlights will not behave as a capacitive load. Through a special patented electronic circuit, they behave like a resistive load. This means the switching of the dimmer will not cause peak currents.

This has two major advantages:

- The maximum number of downlights that may be connected to a dimmer is only limited by the VA rating of the dimmer because there are no peak currents that affect the dimming behaviour.
- Generally speaking, there is no need to use special LED dimmers or trailing edge settings on a universal dimmer. E.g. an RL type leading edge dimmer (Feller 40600) works well with our HV-FD downlights. We have tested this dimmer with a load of 30 downlights of 10W each. The only drawback can be that this kind of dimmer requires a minimum load (e.g. 40 VA).

For this reason, our recommended dimmer list is different from the lists of other brands.

Over the years we have tested many dimmers with our luminaires. Test results are based on measurements in our laboratory. The recommendations in our dimmer list must be seen as a bit of advice, not a guarantee! Apart from that, dimmer manufacturers may change the dimmer's internal circuit without noticing us.

The absence of a dimmer in our list does not necessarily imply incompatibility.

If you have any questions about this, please contact our sales or R&D department.

For the latest information about our recommended dimmer list, see our website [www.illuxtron.com](http://www.illuxtron.com)

Dimmer operation modes:

Basically, there are three kinds of dimmer operation modes:

1. Flush mounted, rotary, or push-button operated dimmers
2. Remote controlled, wireless software or smartphone-operated dimmers e.g. Zigbee, BLE, etc.
3. Remote controlled, wired, push-button operated dimmers. E.g. DIN-rail

For each of these, you will find examples in our recommended dimmer list.

As this is a rapidly developing market, we keep our dimmer list up to date on our website.

Manufacturer		Product ID	Type	Power	Neutral	RCS	Range		
Flush mounted dimmers						1)	2)	min	max
1	ABB-Busch&Jaeger	6523 UR 103	RLC	2-400	X	x	0.2	100	
2	CTM Lyng	MDimLed	LED	1-200	Y	x	0.0	100	
3	Gira Berker Jung	1183 00/101	RL	20-500	X	?	0.0	99	
4	Gira Berker Jung	1184 00/101	R	60-200	X	x	0.2	97	
5	Legrand	0 02671	LED	3-75	Y	?	6.3	96	
6	Legrand (Btinico)	L-N-NT4411N	LED	3-75	X	?	3.4	95	
7	Lumiko /Klemko	D-PAF-200-LED	RC	1-200	X	x	0.0	98	
8	Luftron	RRK-R25NE-240	LED	1-250	Y	x	0.1	98	
9	Niko	310-0190X	Uni	5-325	Y	✓	0.0	98	
10	Niko	310-0290X	LED	3-300	X	✓	0.1	99	
11	Niko	310-0390X	Uni	3-200	X	✓	0.0	95	
14	Feller	40600 RL	RL	20-300	X	x	0.0	96	
15	Merfen	SBD SPL	RL	9-100	X	?	0.2	100	
16	Merten	SBD600 RL	RL	40-600	X	x	0.0	96	
17	Simon Electric	DS9T2		5-315	Y	x	0.1	100	
18	Unilamp/Beleid	KDT 250 E-1	LED	5-250	X	?	0.7	98	
19	Unilamp/Luzense	KTD-500 E4	LED	5-500	X	x	0.4	100	
Wireless remote controlled dimmers (Bluetooth, Zigbee, RF)						1)	2)	min	max
20	Casambi	CBU-TED Bluetooth	RC	1-100	Y	x	0.1	100	
21	Dimmax (Trump)	420BLE	RLC	1-380	Y				
22	Eaton LED	CDAU-01/04	RLC	0-250	Y	x	2.0	100	
23	RAKO	RMT-500	RC	1-500	Y	✓	0.0	100	
24	RAKO	RMT-PILL	RC	1-250	Y	✓	0.1	98	
Wired remote control dimmers (pulse, Din-rail etc)						1)	2)	min	max
25	Dimmax (Trump)	420SL	RLC	1-200	Y	x	2.1	98	
26	Elfako	EUD61NPN-UC	RLC	400	Y	x	2.9	95	
27	Niko	330-0700(=330-0701)	LED	5-350	Y	✓	0.1	100	
28	Gbus	Dim02SA/500	uni	2-500	Y	✓	0.1	100	

1) Y = neutral required; X = no neutral required

2) x = sensitive to RCS signals e.g. flicker; ✓ = not sensitive to RCS

This list is based on measurements in a lab environment with nominal voltage, a different voltage may result in a different dimming range. Dimmer manufacturers may change the technical design of the dimmer without informing LED lamp suppliers. These changes can influence the performance of LED products. Illuxtron cannot be held responsible for inaccuracies in the compatibility lists due to technical changes in dimmers. Disclaimer: Illuxtron will not accept claims for any damage caused by implementing the recommendations in this document.

# Definitions and abbreviations

HV-FD	High Voltage Flickerfree Dimming (driverless)
LV	Low Voltage (constant current) incl. Power Supply (PSU)
LVC	Low Voltage (constant current) excl. Power Supply (PSU)
Vf	Forward Voltage (Driver required which can handle this Vf)
CS	Supplied with concrete springs to be installed in concrete or gyproc ceilings (metal only with the right thickness). See page 47.
GS	Supplied with gyproc springs to be installed in gyproc ceilings (metal only with the right thickness). See page 47.
WS	Supplied with wire springs to be installed in gyproc and metal ceilings. See page 47.
COB	Chip On Board
UGR	Unified Glare Rating
CRI	Colour Rendering Index
PIR sensor	Motion sensor
AC LED	High Voltage LEDs (230V products)
CT technology	Colour Tune technology
DIP-switch	Manual adjustable switch (Dual in Line)
IP rate	Ingress Protection rating (water and dust protection)
IK rate	Impact protection rating
Efficacy	The actual lumen output in relation to the incorporated power system
Pf	Power Factor
W	Watt
K	Kelvin
MW	Colour: white
BL	Colour: black
EMC	Electromagnetic Compatibility
Tj	Junction Temperature
Ta	Ambient Temperature
Tc	Contact Temperature
Lm	Lumen
HCL	Human Centric Lighting

DEFINITIONS AND ABBREVIATIONS





