

tromilux

Índice

Índice
Index
Indice

005_ Prefácio
Prefacio
Prefacio
Prefacio

268_ Informação Técnica
Información Técnica
Información Técnica
Información Técnica

Interior _ Indoor _ Interior _ Intérieur

008_ Perfis de Alumínio
Perfiles de Aluminio
Aluminum Profiles
Profils en aluminium

060_ Tubulares 360°
Tubular
Tubulares
Tubular

068_ Tubulares
Tubular
Tubulares
Tubular

078_ Luminárias
Luminaires
Luminaires
Luminaires

122_ Projectores e Calhas
Projectors and rails
Proyectors y railes
Projecteurs et rails

132_ Downlights
Downlights
Downlights
Downlights

184_ Espelhos de luz
Lighting mirrors
Espejos de luz
Miroirs de lumière

190_ Aparelhos de emergência
Emergency signs
Señales de emergencia
Signes de secours

198_ Apliques de parede
Wall lights
Appliques de pared
Appliqués de mur

208_ Sancas
Mouldings
Sancas
Moultures

212_ Estanque e industrial
Sealed luminaires
Luminarias estancas
Luminaires étanches

Exterior _ Outdoor _ Exterior _ Extérieur

216_ Piso encastrada
Floor recessed
Suelo empotrado
Sol encastrée

230_ Piso saliente
Ceiling surface
Suelo saliente
Étage saillant

240_ Parede Encastrada
Wall recessed
Pared empotrada
Mur encastrée

254_ Parede e Teto Saliente
Wall and ceiling surface
Pared y techo saliente
Mur et plafond saillant

tromilux

A Tromilux foi constituída, e iniciou a sua atividade, em Dezembro de 2004, tendo por objeto a fabricação, montagem e comercialização de material de iluminação.

Ao longo do tempo, tem-se mantido fiel aos seus objetivos, designadamente: competência, segurança, qualidade, rigor e conformidade nas condições de trabalho, no processo de fabrico, no desenvolvimento do produto, e nas relações de parceria com os seus clientes, fornecedores e demais pares.

Vendo o esforço reconhecido e o seu crescimento no mercado, a Tromilux orgulha-se da conquista dos prémios PME LÍDER e PME EXCELÊNCIA atribuídos nos anos de 2011, 2012, 2013, 2014, 2016 e 2017.

Apostamos continuamente na diversificação de mercados e produtos, conscientes de que só a prestação de um bom serviço e uma imagem de confiança, acrescidas de inovação e de qualidade, satisfazem as necessidades e expectativas dos nossos clientes, em obediência ao princípio – “esteja o cliente onde estiver, a Tromilux conta com ele, por ele, lá estará também para, à medida das suas ideias e projetos, colocar à sua disposição os melhores serviços, produtos e soluções”.


Tromilux was established and began its activity in December 2004 with the aim of manufacturing, assembling and marketing lighting equipment.

Over time has remained true to its goals, namely: competence, safety, quality, accuracy and conformity in the working place, manufacturing process, product development, and in the partnership relations with its customers, suppliers and further peers.

Seeing its effort recognized and its growth in the market, Tromilux is proud of winning the prizes SME LEADER and SME EXCELLENCE assigned in the years 2011, 2012, 2013, 2014, 2016 and 2017.

We continuously invest in the diversification of markets and products, aware that only the provision of a good service and an image of confidence, plus innovation and quality, meet the needs and expectations of our customers, in accordance with the principle – “wherever the client may be, Tromilux counts with him, for him, and will be there with its ideas and projects, to put at his disposal the best services, products and solutions”.

Tromilux, Unidade 1



Tromilux se estableció y inició su actividad en diciembre de 2004 con el objetivo de fabricación, montaje y comercialización de equipos de iluminación.

Con el tiempo se ha mantenido fiel a sus objetivos, competencia, seguridad, calidad, rigor y conformidad en las condiciones de trabajo, en el proceso de fabricación, en el desarrollo de productos, y en las relaciones de colaboración con sus clientes, proveedores y demás pares.

Viendo el esfuerzo reconocido y su crecimiento en el mercado, Tromilux está orgullosa de recibir los premios PYME LÍDER y PYME EXCELENCIA otorgados en los años 2011, 2012, 2013, 2014, 2016 y 2017.

Invertimos continuamente en la diversificación de mercados y productos, sabiendo que sólo la prestación de un buen servicio y una imagen de confianza, más innovación y calidad, satisfacen las necesidades y expectativas de nuestros clientes, de acuerdo con el principio – “donde quiera que el cliente esté, Tromilux cuenta con él, para él, y hay estará también, para con sus ideas y proyectos, poner a su disposición los mejores servicios, productos y soluciones”

Tromilux a été établi et a débuté son activité en Décembre 2004, dans le but de la fabrication, l'assemblage et la commercialisation de matériel d'éclairage.

Dans le temps est restée fidèle à ses objectifs, notamment: compétence, sécurité, qualité, rigueur et conformité des conditions de travail, dans le processus de fabrication, de développement de produits, et dans les relations de partenariat avec ses clients, fournisseurs et autres paires.

Avec ses efforts et croissance reconnues, Tromilux est fier d'avoir gagné le prix PME LEADER et PME EXCELLENCE attribués dans les années 2011, 2012, 2013, 2014, 2016 et 2017.

Nous investissons continuellement dans la diversification des marchés et des produits, conscients que seule la fourniture d'un bon service et une image de confiance, en ajoutant l'innovation et la qualité, satisfaire des besoins et attentes de nos clients, dans l'obéissance au principe – “est où le client est, Tromilux compte avec lui, pour lui, et il est là aussi pour, avec leurs idées et leurs projets, mettre à leur disposition les meilleurs services, produits et solutions”.



tromilux

Instalações.

A Tromilux dispõe de instalações modernas e sofisticadas adequadas às exigências da administração, criação, investigação, e produção, garantindo um maior conforto e qualidade no trabalho.

Linha de Montagem.

A nossa linha de montagem é composta por uma equipa jovem e dinâmica de profissionais especializados e motivados para uma resposta eficaz às necessidades dos nossos clientes.

Laboratório.

A Tromilux dispõe ainda de um laboratório fotométrico próprio, que contém todo o material necessário para uma pesquisa precisa e um estudo mais aprofundado da medição da luz. Este processo ajuda-nos a aperfeiçoar cada vez mais os nossos produtos no que respeita à qualidade e eficiência.

Qualidade.

Atentos às novas tecnologias e à evolução constante, a Tromilux tem como principal preocupação fazer frente ao mercado com produtos de excelência, sendo já uma empresa certificada pelo Portugal Sou Eu.

Facilities.

Tromilux offers modern and sophisticated facilities suitable to the requirements of the administration, creation, research and production, ensuring greater comfort and quality at work.

Assembly Line.

Our assembly line is composed by a young and dynamic team of skilled and motivated professionals to efficiently respond to our customers' needs.

Laboratory.

Tromilux also has its own photometric laboratory, which contains all the material needed for a precise search and a deeper study for measuring the light. This process helps us to increasingly improve our products in regard to quality and efficiency.

Quality.

Attentive to the new technologies and to the constant evolution, Tromilux's main concern is to face the market with excellent products, already being a company certified by "Portugal sou eu".

Tromilux, Unidade 2



Instalaciones.

Tromilux ofrece instalaciones modernas y sofisticadas adecuadas a las exigencias de la administración, la creación, la investigación y la producción, asegurando una mayor comodidad y calidad en el trabajo.

Línea de Montaje.

Nuestra línea de montaje está compuesta por un equipo joven y dinámico de profesionales cualificados y motivados para responder eficientemente a las necesidades de nuestros clientes.

Laboratorio.

Tromilux además dispone de su propio laboratorio fotométrico, que contiene todo el material necesario para una búsqueda exacta y un estudio profundo de medición de la luz. Este proceso nos ayuda a mejorar cada vez más nuestros productos en lo que respecta a la calidad y eficiencia.

Calidad.

Atentos a las nuevas tecnologías y a la evolución constante, la preocupación principal de Tromilux es enfrentar el mercado con productos excelentes, sido ya certificada por "Portugal sou eu".

Installations.

Tromilux offres des équipements modernes et sophistiqués appropriés aux exigences de l'administration, la création, la recherche et la production, en assurant un plus grand confort et qualité au travail.

Ligne Assemblée.

Notre ligne d'assemblage est composé par une équipe jeune et dynamique de professionnels qualifiés et motivés pour répondre efficacement aux besoins de nos clients.

Laboratoire.

Tromilux a aussi son propre laboratoire photométrique, qui contient tout le matériel nécessaire pour une recherche précise et doivent être approfondies de la mesure de la lumière. Ce processus nous aide à améliorer nos produits de plus en plus en matière de qualité et d'efficacité.

Qualité.

Attentif aux nouvelles technologies et à l'évolution constante, la préoccupation principale de Tromilux est de faire face au marché avec d'excellents produits, étant déjà une entreprise certifiée par le "Portugal sou eu".



Perfis de Alumínio

Perfiles de Alumínio
Aluminum Profiles
Profils en aluminium

Interior

Indoor
Interior
Intérieur



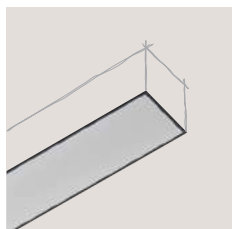
— 26mm





4550

Luminária suspensa em alumínio extrudido.
Suspended luminaire in extruded aluminium.
Luminaria suspendida en aluminio extruido.
Luminaire suspendu en aluminium extrudé.



4524

Luminária encastrada em alumínio extrudido, sem aba de remate.
Recessed trimless luminaire in extruded aluminium.
Luminaria empotrada en aluminio extruido sin marco.
Luminaire encastré en aluminium extrudé sans cadre.



4530

Luminária encastrada em alumínio extrudido, com aba de remate.
Recessed trim luminaire in extruded aluminium.
Luminaria empotrada en aluminio extruido con marco.
Luminaire encastré en aluminium extrudé avec cadre.



4540

Luminária saliente em alumínio extrudido.
Surface mounted luminaire in extruded aluminium.
Luminaria saliente en aluminio extruido.
Luminaire saillant en aluminium extrudé.



4520

Luminária de parede em alumínio extrudido.
Wall luminaire in extruded aluminum.
Luminaria de pared en aluminio extruido.
Luminaire mural en aluminium extrudé.





Esta série permite a adaptação de projetores LED nanos e lentes com vários graus de abertura.


This series allows the adaptation of LED nano projectors and lenses with multiple degrees of opening.

Esta serie permite la adaptación de proyectores LED nanos y lentes con varios grados de apertura.

Cette série permet l'adaptation de projecteurs nano LED et de lentilles à différents degrés d'ouverture.

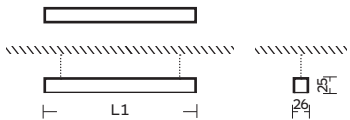
Luminária suspensa em alumínio extrudido.
 Suspended luminaire in extruded aluminium.
 Luminaria suspendida en aluminio extruido.
 Luminaire suspendu en aluminium extrudé.

4550



24V _ IP20 _ IP40 _ IP66

2700K 3000K 4000K       



4550




Driver remoto
 Remote driver
 Driver remoto
 Driver à distance

 Opalino
 Opaline
 Opal
 Opaline

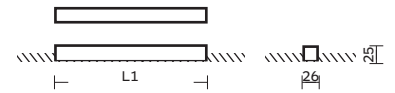
 Branco / White
 Blanco / Blanc  Cinza Satinado / Satin Gray
 Gris Satinado / Gris Satin  Escovado / Brushed
 Cepillado / Brossé  Grafite / Graphite
 Grafito / Graphite  Preto / Black
 Negro / Noir  RAL sob consulta / RAL on request
 RAL bajo consulta / RAL sur demande


4524

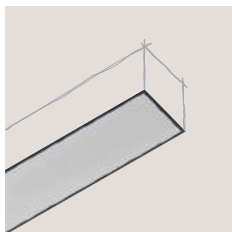
Luminária encastrada em alumínio extrudado, sem aba de remate.
 Recessed trimless luminaire in extruded aluminium.
 Luminaria empotrada en aluminio extruido sin marco.
 Luminaire encastré en aluminium extrudé sans cadre.



24V _ IP20 _ IP40 _ IP66



 L1 x 26 mm



4524


- Opalino
- Opaline
- Opal
- Opaline

Driver remoto
 Remote driver
 Driver remoto
 Driver à distance

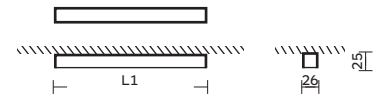
- Branco / White
Blanco / Blanc
- Cinza Satinado / Satin Gray
Gris Satinado / Gris Satin
- Escovado / Brushed
Cepillado / Brossé
- Grafite / Graphite
Grafito / Graphite
- Preto / Black
Negro / Noir
- RAL sob consulta / RAL on request
RAL bajo consulta / RAL sur demande

4540

Luminária saliente em alumínio extrudido.
 Surface mounted luminaire in extruded aluminium.
 Luminaria saliente en aluminio extruido.
 Luminaire saillant en aluminium extrudé.



24V _ IP20 _ IP40 _ IP66



4540

- ◇ Opalino
- ◇ Opaline
- ◇ Opal
- ◇ Opaline

Driver remoto
 Remote driver
 Driver remoto
 Driver à distance

- Branco / White
Blanco / Blanc
- Cinza Satinado / Satin Gray
Gris Satinado / Gris Satin
- Escovado / Brushed
Cepillado / Brossé
- Grafite / Graphite
Grafito / Graphite
- Preto / Black
Negro / Noir
- RAL sob consulta / RAL on request
RAL bajo consulta / RAL sur demande





L1 (mm)	L2 (mm)	power / flow	4524	4530	4540	4550	4520
			code	code	code	code	code
LED MODULES IP40 – Driver IP20							
150	160	LED 2W – 383 lm	4524.102.xOL	4530.102.xOL	4540.102.xOL	4550.102.xOL	4520.102.xOL
290	300	LED 5W – 766 lm	4524.105.xOL	4530.105.xOL	4540.105.xOL	4550.105.xOL	4520.105.xOL
430	440	LED 7W – 1149 lm	4524.107.xOL	4530.107.xOL	4540.107.xOL	4550.107.xOL	4520.107.xOL
570	580	LED 9W – 1532 lm	4524.109.xOL	4530.109.xOL	4540.109.xOL	4550.109.xOL	4520.109.xOL
710	720	LED 12W – 1915 lm	4524.112.xOL	4530.112.xOL	4540.112.xOL	4550.112.xOL	4520.112.xOL
850	860	LED 14W – 2298 lm	4524.114.xOL	4530.114.xOL	4540.114.xOL	4550.114.xOL	4520.114.xOL
990	1000	LED 16W – 2691 lm	4524.116.xOL	4530.116.xOL	4540.116.xOL	4550.116.xOL	4520.116.xOL
1130	1140	LED 18W – 3064 lm	4524.118.xOL	4530.118.xOL	4540.118.xOL	4550.118.xOL	4520.118.xOL
1270	1280	LED 21W – 3447 lm	4524.121.xOL	4530.121.xOL	4540.121.xOL	4550.121.xOL	4520.121.xOL
1410	1420	LED 23W – 3830 lm	4524.123.xOL	4530.123.xOL	4540.123.xOL	4550.123.xOL	4520.123.xOL
1550	1560	LED 25W – 4210 lm	4524.125.xOL	4530.125.xOL	4540.125.xOL	4550.125.xOL	4520.125.xOL
1690	1700	LED 28W – 4596 lm	4524.128.xOL	4530.128.xOL	4540.128.xOL	4550.128.xOL	4520.128.xOL
1830	1840	LED 30W – 4979 lm	4524.130.xOL	4530.130.xOL	4540.130.xOL	4550.130.xOL	4520.130.xOL
1970	1980	LED 32W – 5362 lm	4524.132.xOL	4530.132.xOL	4540.132.xOL	4550.132.xOL	4520.132.xOL
2110	2120	LED 35W – 5745 lm	4524.135.xOL	4530.135.xOL	4540.135.xOL	4550.135.xOL	4520.135.xOL
2250	2260	LED 37W – 6128 lm	4524.137.xOL	4530.137.xOL	4540.137.xOL	4550.137.xOL	4520.137.xOL
2390	2400	LED 39W – 6511 lm	4524.139.xOL	4530.139.xOL	4540.139.xOL	4550.139.xOL	4520.139.xOL
2530	2520	LED 41W – 6894 lm	4524.141.xOL	4530.141.xOL	4540.141.xOL	4550.141.xOL	4520.141.xOL
2670	2680	LED 44W – 7277 lm	4524.144.xOL	4530.144.xOL	4540.144.xOL	4550.144.xOL	4520.144.xOL
2810	2820	LED 46W – 7660 lm	4524.146.xOL	4530.146.xOL	4540.146.xOL	4550.146.xOL	4520.146.xOL
2950	2960	LED 48W – 8043 lm	4524.148.xOL	4530.148.xOL	4540.148.xOL	4550.148.xOL	4520.148.xOL
3090	3100	LED 51W – 8426 lm	4524.151.xOL	4530.151.xOL	4540.151.xOL	4550.151.xOL	4520.151.xOL
3230	3240	LED 53W – 8809 lm	4524.153.xOL	4530.153.xOL	4540.153.xOL	4550.153.xOL	4520.153.xOL
3370	3380	LED 55W – 9192 lm	4524.155.xOL	4530.155.xOL	4540.155.xOL	4550.155.xOL	4520.155.xOL
3510	3520	LED 58W – 9575 lm	4524.158.xOL	4530.158.xOL	4540.158.xOL	4550.158.xOL	4520.158.xOL
LED STRIP IP20 – Driver IP20							
510	520	LED 7W – 900 lm	4524.207.xOL	4530.207.xOL	4540.207.xOL	4550.207.xOL	4520.207.xOL
610	620	LED 8W – 1080 lm	4524.208.xOL	4530.208.xOL	4540.208.xOL	4550.208.xOL	4520.208.xOL
710	720	LED 10W – 1260 lm	4524.210.xOL	4530.210.xOL	4540.210.xOL	4550.210.xOL	4520.210.xOL
810	820	LED 11W – 1440 lm	4524.211.xOL	4530.211.xOL	4540.211.xOL	4550.211.xOL	4520.211.xOL
910	920	LED 13W – 1620 lm	4524.213.xOL	4530.213.xOL	4540.213.xOL	4550.213.xOL	4520.213.xOL
1010	1020	LED 14W – 1800 lm	4524.214.xOL	4530.214.xOL	4540.214.xOL	4550.214.xOL	4520.214.xOL
1110	1120	LED 15W – 1980 lm	4524.215.xOL	4530.215.xOL	4540.215.xOL	4550.215.xOL	4520.215.xOL
1210	1220	LED 17W – 2160 lm	4524.217.xOL	4530.217.xOL	4540.217.xOL	4550.217.xOL	4520.217.xOL
1310	1320	LED 18W – 2340 lm	4524.218.xOL	4530.218.xOL	4540.218.xOL	4550.218.xOL	4520.218.xOL
1410	1420	LED 20W – 2520 lm	4524.220.xOL	4530.220.xOL	4540.220.xOL	4550.220.xOL	4520.220.xOL
1510	1520	LED 21W – 2700 lm	4524.221.xOL	4530.221.xOL	4540.221.xOL	4550.221.xOL	4520.221.xOL
1610	1620	LED 22W – 2880 lm	4524.222.xOL	4530.222.xOL	4540.222.xOL	4550.222.xOL	4520.222.xOL
1710	1720	LED 24W – 3060 lm	4524.224.xOL	4530.224.xOL	4540.224.xOL	4550.224.xOL	4520.224.xOL
1810	1820	LED 25W – 3240 lm	4524.225.xOL	4530.225.xOL	4540.225.xOL	4550.225.xOL	4520.225.xOL
1910	1920	LED 27W – 3420 lm	4524.227.xOL	4530.227.xOL	4540.227.xOL	4550.227.xOL	4520.227.xOL
2010	2020	LED 28W – 3600 lm	4524.228.xOL	4530.228.xOL	4540.228.xOL	4550.228.xOL	4520.228.xOL
2110	2120	LED 29W – 3780 lm	4524.229.xOL	4530.229.xOL	4540.229.xOL	4550.229.xOL	4520.229.xOL
2210	2220	LED 31W – 3960 lm	4524.231.xOL	4530.231.xOL	4540.231.xOL	4550.231.xOL	4520.231.xOL
2310	2320	LED 32W – 4140 lm	4524.232.xOL	4530.232.xOL	4540.232.xOL	4550.232.xOL	4520.232.xOL
2410	2420	LED 34W – 4320 lm	4524.234.xOL	4530.234.xOL	4540.234.xOL	4550.234.xOL	4520.234.xOL
2510	2520	LED 35W – 4500 lm	4524.235.xOL	4530.235.xOL	4540.235.xOL	4550.235.xOL	4520.235.xOL
2610	2620	LED 36W – 4680 lm	4524.236.xOL	4530.236.xOL	4540.236.xOL	4550.236.xOL	4520.236.xOL
2710	2720	LED 38W – 4860 lm	4524.238.xOL	4530.238.xOL	4540.238.xOL	4550.238.xOL	4520.238.xOL
2810	2820	LED 39W – 5040 lm	4524.239.xOL	4530.239.xOL	4540.239.xOL	4550.239.xOL	4520.239.xOL
2910	2920	LED 41W – 5220 lm	4524.241.xOL	4530.241.xOL	4540.241.xOL	4550.241.xOL	4520.241.xOL
3010	3020	LED 42W – 5400 lm	4524.242.xOL	4530.242.xOL	4540.242.xOL	4550.242.xOL	4520.242.xOL
LED STRIP IP66 – Driver IP20							
560	570	LED 7W – 495 lm	4524.307.xOL	4530.307.xOL	4540.307.xOL	4550.307.xOL	4520.307.xOL
670	680	LED 8W – 594 lm	4524.308.xOL	4530.308.xOL	4540.308.xOL	4550.308.xOL	4520.308.xOL
780	790	LED 10W – 693 lm	4524.310.xOL	4530.310.xOL	4540.310.xOL	4550.310.xOL	4520.310.xOL
890	900	LED 11W – 792 lm	4524.311.xOL	4530.311.xOL	4540.311.xOL	4550.311.xOL	4520.311.xOL
1000	1010	LED 13W – 891 lm	4524.313.xOL	4530.313.xOL	4540.313.xOL	4550.313.xOL	4520.313.xOL
1110	1120	LED 14W – 990 lm	4524.314.xOL	4530.314.xOL	4540.314.xOL	4550.314.xOL	4520.314.xOL
1220	1230	LED 15W – 1089 lm	4524.315.xOL	4530.315.xOL	4540.315.xOL	4550.315.xOL	4520.315.xOL
1330	1340	LED 17W – 1188 lm	4524.317.xOL	4530.317.xOL	4540.317.xOL	4550.317.xOL	4520.317.xOL
1440	1450	LED 18W – 1287 lm	4524.318.xOL	4530.318.xOL	4540.318.xOL	4550.318.xOL	4520.318.xOL
1550	1560	LED 20W – 1386 lm	4524.320.xOL	4530.320.xOL	4540.320.xOL	4550.320.xOL	4520.320.xOL
1660	1670	LED 21W – 1485 lm	4524.321.xOL	4530.321.xOL	4540.321.xOL	4550.321.xOL	4520.321.xOL
1770	1780	LED 22W – 1584 lm	4524.322.xOL	4530.322.xOL	4540.322.xOL	4550.322.xOL	4520.322.xOL
1880	1890	LED 24W – 1683 lm	4524.324.xOL	4530.324.xOL	4540.324.xOL	4550.324.xOL	4520.324.xOL
1990	2000	LED 25W – 1782 lm	4524.325.xOL	4530.325.xOL	4540.325.xOL	4550.325.xOL	4520.325.xOL
2100	2110	LED 27W – 1881 lm	4524.327.xOL	4530.327.xOL	4540.327.xOL	4550.327.xOL	4520.327.xOL
2210	2220	LED 28W – 1980 lm	4524.328.xOL	4530.328.xOL	4540.328.xOL	4550.328.xOL	4520.328.xOL
2320	2330	LED 29W – 2079 lm	4524.329.xOL	4530.329.xOL	4540.329.xOL	4550.329.xOL	4520.329.xOL
2430	2440	LED 31W – 2178 lm	4524.331.xOL	4530.331.xOL	4540.331.xOL	4550.331.xOL	4520.331.xOL
2540	2550	LED 32W – 2277 lm	4524.332.xOL	4530.332.xOL	4540.332.xOL	4550.332.xOL	4520.332.xOL
2650	2660	LED 34W – 2376 lm	4524.334.xOL	4530.334.xOL	4540.334.xOL	4550.334.xOL	4520.334.xOL
2760	2770	LED 35W – 2475 lm	4524.335.xOL	4530.335.xOL	4540.335.xOL	4550.335.xOL	4520.335.xOL
2870	2880	LED 36W – 2574 lm	4524.336.xOL	4530.336.xOL	4540.336.xOL	4550.336.xOL	4520.336.xOL
2980	2990	LED 38W – 2673 lm	4524.338.xOL	4530.338.xOL	4540.338.xOL	4550.338.xOL	4520.338.xOL
3090	3100	LED 39W – 2772 lm	4524.339.xOL	4530.339.xOL	4540.339.xOL	4550.339.xOL	4520.339.xOL
3200	3210	LED 41W – 2871 lm	4524.341.xOL	4530.341.xOL	4540.341.xOL	4550.341.xOL	4520.341.xOL
3310	3320	LED 42W – 2970 lm	4524.342.xOL	4530.342.xOL	4540.342.xOL	4550.342.xOL	4520.342.xOL

Pode ser instalado em linhas contínuas, com o comprimento pedido. Outros comprimentos sob consulta.
 Can be installed in continuous lines, with the requested length. Other lengths upon request.
 Puede ser instalado en líneas continuas, con la longitud solicitada. Otros comprimentos bajo pedido.
 Peut être installé dans des lignes continues, avec la longueur souhaitée. Autres longueurs sur demande.



code:
0Y00.000.0XX > Y+1



code:
0Y00.000.0XX > Y+2

45mm





4051
4060

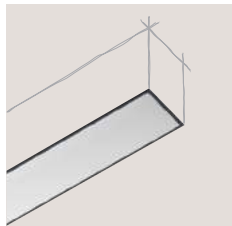


4051
4060

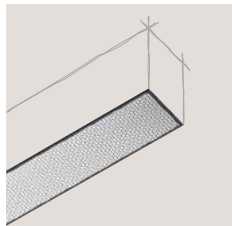


4054

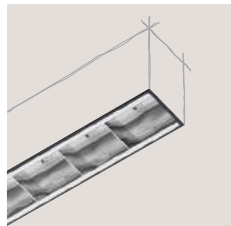
Luminária suspensa em alumínio extrudido.
Suspended luminaire in extruded aluminium.
Luminaria suspendida en aluminio extruido.
Luminaire suspendu en aluminium extrudé.



4026



4026




4029

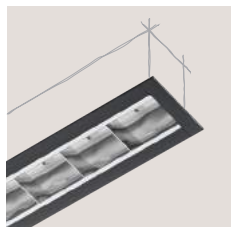
Luminária encastrada em alumínio extrudido, sem aba de remate.
Recessed trimless luminaire in extruded aluminium.
Luminaria empotrada en aluminio extruido sin marco.
Luminaire encastré en aluminium extrudé sans cadre.



4031



4031



4034


Luminária encastrada em alumínio extrudido, com aba de remate.
Recessed trimless luminaire in extruded aluminium.
Luminaria empotrada en aluminio extruido sin marco.
Luminaire encastré en aluminium extrudé sans cadre.



4041



4041



4044

Luminária saliente em alumínio extrudido.
Surface mounted luminaire in extruded aluminium.
Luminaria saliente en aluminio extruido.
Luminaire saillant en aluminium extrudé.



4021



4021

Luminária de parede em alumínio extrudido.
Wall luminaire in extruded aluminium.
Luminaria de pared en aluminio extruido.
Luminaire mural en aluminium extrudé.





Esta série permite a adaptação de projetores LED nanos e lentes com vários graus de abertura.


This series allows the adaptation of LED nano projectors and lenses with multiple degrees of opening.

Esta serie permite la adaptación de proyectores LED nanos y lentes con varios grados de apertura.

Cette série permet l'adaptation de projecteurs nano LED et de lentilles à différents degrés d'ouverture.

Luminária suspensa em alumínio extrudido.
Suspended luminaire in extruded aluminium.
Luminaria suspendida en aluminio extruido.
Luminaire suspendu en aluminium extrudé.

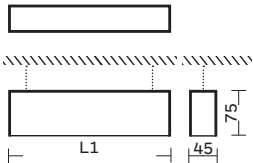
 **4051**



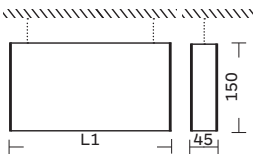
230V50HZ _ IP40



4051 / 4054 / 4051T



4060




4051

◇ Opalino
Opaline
Opal
Opaline



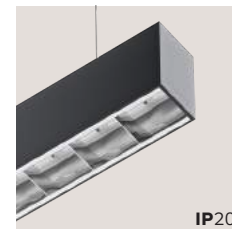
4051

◇ Micro prismático
Micro prismatic
Micro prismático
Micro-prismatique



4060

◇ Opalino
Opaline
Opal
Opaline



4054

◇ Alumínio
Aluminium
Aluminio
Aluminium



4051T ⁽¹⁾

Calha trifásica para aplicação de projetor.
Three-phase rail for projector application.
Rail trifásico para aplicación de proyector.
Rail triphasé pour application de projecteur.

⁽¹⁾ Branco / White
Blanco / Blanc

⁽¹⁾ Cinza Satinado / Satin Gray
Gris Satinado / Gris Satin

Escovado / Brushed
Cepillado / Brossé


Grafite / Graphite
Grafito / Graphite

⁽¹⁾ Preto / Black
Negro / Noir

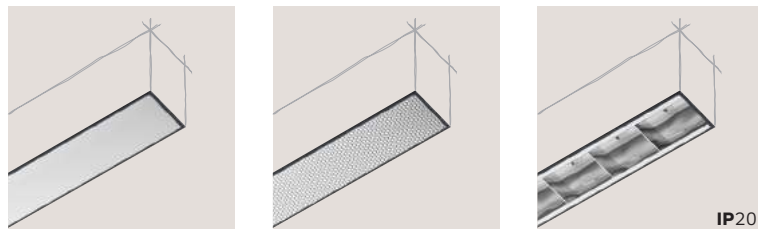
RAL sob consulta / RAL on request
RAL bajo consulta / RAL sur demande

4026

Luminária encastrada em alumínio extrudido, sem aba de remate.
 Recessed trimless luminaire in extruded aluminium.
 Luminaria empotrada en aluminio extruido sin marco.
 Luminaire encastré en aluminium extrudé sans cadre.



230V|50HZ _ IP40



4026

- ◇ Opalino
- ◇ Opaline
- ◇ Opal
- ◇ Opaline



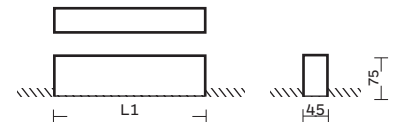
4026


- ◇ Micro prismático
- ◇ Micro prismatic
- ◇ Micro prismático
- ◇ Micro-prismatique



4029

- ◇ Aluminio
- ◇ Aluminium
- ◇ Aluminio
- ◇ Aluminium



 L1 x 45 mm

- Branco / White
Blanco / Blanc
- Cinza Satinado / Satin Gray
Gris Satinado / Gris Satin
- Escovado / Brushed
Cepillado / Brossé
- Grafite / Graphite
Grafito / Graphite
- Preto / Black
Negro / Noir
- RAL sob consulta / RAL on request
RAL bajo consulta / RAL sur demande

Luminária encastrada em alumínio extrudido, com aba de remate.

Recessed trimless luminaire in extruded aluminium.

Luminaria empotrada en aluminio extruido sin marco.

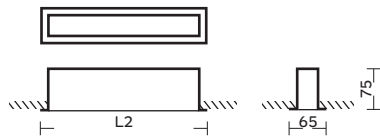
Luminaire encastré en aluminium extrudé sans cadre.



4031



230V50HZ _ IP40




L1 x 50 mm



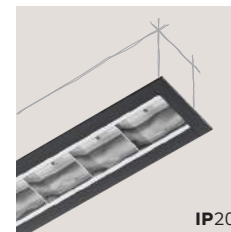
4031

◇ Opalino
Opaline
Opal
Opaline



4031

◇ Micro prismático
Micro prismatic
Micro prismático
Micro-prismatique



4034

◇ Alumínio
Aluminium
Aluminium
Aluminium



4031T ⁽¹⁾

Calha trifásica para aplicação de projetor.
Three-phase rail for projector application.
Rail trifásico para aplicación de projector.
Rail triphasé pour application de projecteur.

⁽¹⁾ Branco / White
Blanco / Blanc

⁽¹⁾ Cinza Satinado / Satin Gray
Gris Satinado / Gris Satin

Escovado / Brushed
Cepillado / Brossé


Grafite / Graphite
Grafito / Graphite

⁽¹⁾ Preto / Black
Negro / Noir

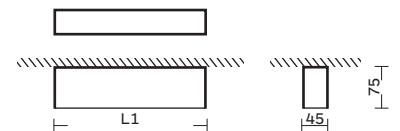
RAL sob consulta / RAL on request
RAL bajo consulta / RAL sur demande

4041

Luminária saliente em alumínio extrudido.
 Surface mounted luminaire in extruded aluminium.
 Luminaria saliente en aluminio extruido.
 Luminaire saillant en aluminium extrudé.



230V|50HZ _ IP40



4041

◇ Opalino
Opaline
Opal
Opaline



4041

◇ Micro prismático
Micro prismatic
Micro prismático
Micro-prismatique



4044

◇ Aluminio
Aluminium
Aluminio
Aluminium



4041T ⁽¹⁾

Calha trifásica para aplicação de projetor.
 Three-phase rail for projector application.
 Rail trifásico para aplicación de proyector.
 Rail triphasé pour application de projecteur.

⁽¹⁾ Branco / White
Blanco / Blanc

⁽¹⁾ Cinza Satinado / Satin Gray
Gris Satinado / Gris Satin

Escovado / Brushed
Cepillado / Brossé


Grafite / Graphite
Grafito / Graphite

⁽¹⁾ Preto / Black
Negro / Noir


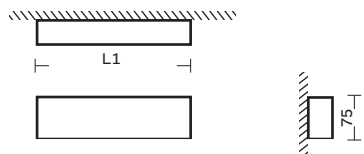
RAL sob consulta / RAL on request
RAL bajo consulta / RAL sur demande

Luminária de parede em alumínio extrudido.
 Wall luminaire in extruded aluminum.
 Luminaria de pared en aluminio extruido.
 Luminaire mural en aluminium extrudé.

E 4021



230V|50HZ _ IP40



4021

◇ Opalino
Opaline
Opal
Opaline



4021

◇ Micro prismático
Micro prismatic
Micro prismático
Micro-prismatique

□ Branco / White / Blanco / Blanc ■ Cinza Satinado / Satin Gray / Gris Satinado / Gris Satin ■ Escovado / Brushed / Cepillado / Brossé ■ Grafite / Graphite / Grafito / Graphite ■ Preto / Black / Negro / Noir ■ RAL sob consulta / RAL on request / RAL bajo consulta / RAL sur demande

45mm



Difusor Opalino / Micro Prismático _
Opal / Micro Prismatic diffuser _ Difusor Opal / Micro Prismático _ Diffuseur Opaline / Micro-prismatique

L1 (mm)	L2 (mm)	power / flow	4026 code	4031 code	4041 code	4051 code	4060 code	4021 code
600	620	T5 14W	4026.114.xOL	4031.114.xOL	4041.114.xOL	4051.114.xOL	—	4021.114.xOL
900	920	T5 21W	4026.121.xOL	4031.121.xOL	4041.121.xOL	4051.121.xOL	—	4021.121.xOL
1200	1220	T5 28W	4026.128.xOL	4031.128.xOL	4041.128.xOL	4051.128.xOL	—	4021.128.xOL
1500	1520	T5 35W	4026.135.xOL	4031.135.xOL	4041.135.xOL	4051.135.xOL	—	4021.135.xOL
600	620	T5 24W	4026.124.xOL	4031.124.xOL	4041.124.xOL	4051.124.xOL	—	4021.124.xOL
900	920	T5 39W	4026.139.xOL	4031.139.xOL	4041.139.xOL	4051.139.xOL	—	4021.139.xOL
1500	1520	T5 49W	4026.149.xOL	4031.149.xOL	4041.149.xOL	4051.149.xOL	—	4021.149.xOL
1200	1220	T5 54W	4026.154.xOL	4031.154.xOL	4041.154.xOL	4051.154.xOL	—	4021.154.xOL
1500	1520	T5 80W	4026.180.xOL	4031.180.xOL	4041.180.xOL	4051.180.xOL	—	4021.180.xOL
600		T5 2x14W	—	—	—	—	4060.214.xOL	—
900		T5 2x21W	—	—	—	—	4060.221.xOL	—
1200		T5 2x28W	—	—	—	—	4060.228.xOL	—
1500		T5 2x35W	—	—	—	—	4060.235.xOL	—
600		T5 2x24W	—	—	—	—	4060.224.xOL	—
900		T5 2x39W	—	—	—	—	4060.239.xOL	—
1500		T5 2x49W	—	—	—	—	4060.249.xOL	—
1200		T5 2x54W	—	—	—	—	4060.254.xOL	—
1500		T5 2x80W	—	—	—	—	4060.280.xOL	—
290	310	LED 7W – 1100 lm	4026.029.xOL	4031.029.xOL	4041.029.xOL	4051.029.xOL	—	4021.029.xOL
430	450	LED 10W – 1650 lm	4026.043.xOL	4031.043.xOL	4041.043.xOL	4051.043.xOL	—	4021.043.xOL
570	590	LED 14W – 2200 lm	4026.057.xOL	4031.057.xOL	4041.057.xOL	4051.057.xOL	—	4021.057.xOL
710	730	LED 17W – 2750 lm	4026.071.xOL	4031.071.xOL	4041.071.xOL	4051.071.xOL	—	4021.071.xOL
850	870	LED 21W – 3300 lm	4026.085.xOL	4031.085.xOL	4041.085.xOL	4051.085.xOL	—	4021.085.xOL
990	1010	LED 24W – 3850 lm	4026.099.xOL	4031.099.xOL	4041.099.xOL	4051.099.xOL	—	4021.099.xOL
1130	1150	LED 28W – 4400 lm	4026.113.xOL	4031.113.xOL	4041.113.xOL	4051.113.xOL	—	4021.113.xOL
1270	1290	LED 31W – 4950 lm	4026.127.xOL	4031.127.xOL	4041.127.xOL	4051.127.xOL	—	4021.127.xOL
1410	1430	LED 35W – 5500 lm	4026.141.xOL	4031.141.xOL	4041.141.xOL	4051.141.xOL	—	4021.141.xOL
1550	1570	LED 38W – 6050 lm	4026.155.xOL	4031.155.xOL	4041.155.xOL	4051.155.xOL	—	4021.155.xOL
1690	1710	LED 42W – 6600 lm	4026.169.xOL	4031.169.xOL	4041.169.xOL	4051.169.xOL	—	4021.169.xOL
1830	1850	LED 45W – 7150 lm	4026.183.xOL	4031.183.xOL	4041.183.xOL	4051.183.xOL	—	4021.183.xOL
1970	1990	LED 49W – 7700 lm	4026.197.xOL	4031.197.xOL	4041.197.xOL	4051.197.xOL	—	4021.197.xOL
2110	2130	LED 52W – 8250 lm	4026.211.xOL	4031.211.xOL	4041.211.xOL	4051.211.xOL	—	4021.211.xOL
2250	2270	LED 56W – 8800 lm	4026.225.xOL	4031.225.xOL	4041.225.xOL	4051.225.xOL	—	4021.225.xOL
2390	2410	LED 60W – 9350 lm	4026.239.xOL	4031.239.xOL	4041.239.xOL	4051.239.xOL	—	4021.239.xOL
2530	2550	LED 63W – 9900 lm	4026.253.xOL	4031.253.xOL	4041.253.xOL	4051.253.xOL	—	4021.253.xOL
2670	2690	LED 67W – 10450 lm	4026.267.xOL	4031.267.xOL	4041.267.xOL	4051.267.xOL	—	4021.267.xOL
2810	2830	LED 70W – 11000 lm	4026.281.xOL	4031.281.xOL	4041.281.xOL	4051.281.xOL	—	4021.281.xOL
2950	2970	LED 74W – 11550 lm	4026.295.xOL	4031.295.xOL	4041.295.xOL	4051.295.xOL	—	4021.295.xOL
3090	3110	LED 77W – 12100 lm	4026.309.xOL	4031.309.xOL	4041.309.xOL	4051.309.xOL	—	4021.309.xOL
3230	3250	LED 81W – 12650 lm	4026.323.xOL	4031.323.xOL	4041.323.xOL	4051.323.xOL	—	4021.323.xOL
3370	3390	LED 84W – 13200 lm	4026.337.xOL	4031.337.xOL	4041.337.xOL	4051.337.xOL	—	4021.337.xOL
3510	3530	LED 88W – 13750 lm	4026.351.xOL	4031.351.xOL	4041.351.xOL	4051.351.xOL	—	4021.351.xOL
3650	3670	LED 91W – 14300 lm	4026.365.xOL	4031.365.xOL	4041.365.xOL	4051.365.xOL	—	4021.365.xOL
3790	3810	LED 95W – 14850 lm	4026.379.xOL	4031.379.xOL	4041.379.xOL	4051.379.xOL	—	4021.379.xOL
3930	3950	LED 98W – 15400 lm	4026.393.xOL	4031.393.xOL	4041.393.xOL	4051.393.xOL	—	4021.393.xOL
4070	4090	LED 102W – 15950 lm	4026.407.xOL	4031.407.xOL	4041.407.xOL	4051.407.xOL	—	4021.407.xOL
4210	4230	LED 105W – 16500 lm	4026.421.xOL	4031.421.xOL	4041.421.xOL	4051.421.xOL	—	4021.421.xOL
4350	4370	LED 109W – 17050 lm	4026.435.xOL	4031.435.xOL	4041.435.xOL	4051.435.xOL	—	4021.435.xOL
4490	4510	LED 112W – 17600 lm	4026.449.xOL	4031.449.xOL	4041.449.xOL	4051.449.xOL	—	4021.449.xOL
4630	4650	LED 116W – 18150 lm	4026.463.xOL	4031.463.xOL	4041.463.xOL	4051.463.xOL	—	4021.463.xOL
4770	4790	LED 119W – 18700 lm	4026.477.xOL	4031.477.xOL	4041.477.xOL	4051.477.xOL	—	4021.477.xOL
4910	4930	LED 123W – 19250 lm	4026.491.xOL	4031.491.xOL	4041.491.xOL	4051.491.xOL	—	4021.491.xOL
5050	5070	LED 126W – 19800 lm	4026.505.xOL	4031.505.xOL	4041.505.xOL	4051.505.xOL	—	4021.505.xOL
570		LED 2x14W – 4400 lm	—	—	—	—	4060.057.xOL	—
850		LED 2x21W – 6600 lm	—	—	—	—	4060.085.xOL	—
1130		LED 2x28W – 8800 lm	—	—	—	—	4060.113.xOL	—
1410		LED 2x35W – 11000 lm	—	—	—	—	4060.141.xOL	—
1690		LED 2x42W – 13200 lm	—	—	—	—	4060.169.xOL	—
1970		LED 2x49W – 15400 lm	—	—	—	—	4060.197.xOL	—
2250		LED 2x56W – 17600 lm	—	—	—	—	4060.225.xOL	—
2530		LED 2x63W – 19800 lm	—	—	—	—	4060.253.xOL	—
2810		LED 2x70W – 22000 lm	—	—	—	—	4060.281.xOL	—
3090		LED 2x77W – 24200 lm	—	—	—	—	4060.309.xOL	—
3370		LED 2x84W – 26400 lm	—	—	—	—	4060.337.xOL	—
3650		LED 2x91W – 28600 lm	—	—	—	—	4060.365.xOL	—
3930		LED 2x98W – 30800 lm	—	—	—	—	4060.393.xOL	—
4210		LED 2x105W – 33000 lm	—	—	—	—	4060.421.xOL	—
4490		LED 2x112W – 35200 lm	—	—	—	—	4060.449.xOL	—
4770		LED 2x119W – 37400 lm	—	—	—	—	4060.477.xOL	—

◇ Opalino
Opaline
Opal
Opaline
code:
0Y00.000.0XX > Y+1

◇ Micro prismático
Micro prismatic
Micro prismático
Micro-prismatique
code:
0000.000.0PX

code:
0Y00.000.0XX > Y+1

code:
0Y00.000.0XX > Y+2



Difusor parabólico aluminio brilhante ___
 Glossy aluminium parabolic diffuser _ Difusor parabólico aluminio brilhante _ Diffuseur parabolique en aluminium brillant

L1 (mm)	L2 (mm)	power / flow	4029 code	4034 code	4044 code	4054 code
570	590		—	4034.114.xAL	—	—
575		T5 14W	4029.114.xAL	—	4044.114.xAL	4054.114.xAL
870	890		—	4034.121.xAL	—	—
875		T5 21W	4029.121.xAL	—	4044.121.xAL	4054.121.xAL
1170	1190		—	4034.128.xAL	—	—
1175		T5 28W	4029.128.xAL	—	4044.128.xAL	4054.128.xAL
1470	1490		—	4034.135.xAL	—	—
1475		T5 35W	4029.135.xAL	—	4044.135.xAL	4054.135.xAL
570	590		—	4034.124.xAL	—	—
575		T5 24W	4029.124.xAL	—	4044.124.xAL	4054.124.xAL
870	890		—	4034.139.xAL	—	—
875		T5 39W	4029.139.xAL	—	4044.139.xAL	4054.139.xAL
1470	1490		—	4034.149.xAL	—	—
1475		T5 49W	4029.149.xAL	—	4044.149.xAL	4054.149.xAL
1170	1190		—	4034.154.xAL	—	—
1175		T5 54W	4029.154.xAL	—	4044.154.xAL	4054.154.xAL
1470	1490		—	4034.180.xAL	—	—
1475		T5 80W	4029.180.xAL	—	4044.180.xAL	4054.180.xAL
565	585	LED 14W – 2200 lm	4029.057.xAL	4034.057.xAL	4044.057.xAL	4054.057.xAL
845	865	LED 21W – 3300 lm	4029.085.xAL	4034.085.xAL	4044.085.xAL	4054.085.xAL
1125	1145	LED 28W – 4400 lm	4029.113.xAL	4034.113.xAL	4044.113.xAL	4054.113.xAL
1405	1425	LED 35W – 5500 lm	4029.141.xAL	4034.141.xAL	4044.141.xAL	4054.141.xAL

Calha trifásica ___
 Three-phase rail _ Rail trifásico _ Rail triphasé

L1 (mm)	L2 (mm)	System	4031T code	4041T code	4051T code
1085	1110	Calha trifásica 1000 mm	4031.T10.xCX	—	—
1090	—		—	4041.T10.xCX	4051.T10.xCX
2085	2110	Calha trifásica 2000 mm	4031.T20.xCX	—	—
2090	—		—	4041.T20.xCX	4051.T20.xCX
3085	3110	Calha trifásica 3000 mm	4031.T30.xCX	—	—
3090	—		—	4041.T30.xCX	4051.T30.xCX

Pode ser instalado em linhas contínuas, com o comprimento pedido. Outros comprimentos sob consulta.
 Can be installed in continuous lines, with the requested length. Other lengths upon request.
 Puede ser instalado en líneas continuas, con la longitud solicitada. Otros comprimentos bajo pedido.
 Peut être installé dans des lignes continues, avec la longueur souhaitée. Autres longueurs sur demande.

 code: 0Y00.000.0XX > Y+1

 code: 0Y00.000.0XX > Y+2

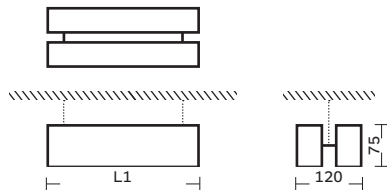


Luminária suspensa em alumínio extrudido.
 Suspended luminaire in extruded aluminium.
 Luminaria suspendida en aluminio extruido.
 Luminaire suspendu en aluminium extrudé.

4056




230V|50HZ _ IP40



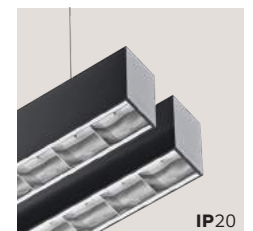
4056

◇ Opalino
Opaline
Opal
Opaline



4056

◇ Micro prismático
Micro prismatic
Micro prismático
Micro-prismatique




4058

◇ Alumínio
Aluminium
Alumínio
Aluminium


□ Branco / White / Blanco / Blanc ■ Cinza Satinado / Satin Gray / Gris Satinado / Gris Satin ■ Escovado / Brushed / Cepillado / Brossé ■ Grafite / Graphite / Grafito / Graphite ■ Preto / Black / Negro / Noir ■ RAL sob consulta / RAL on request / RAL bajo consulta / RAL sur demande

4062

Luminária suspensa em alumínio extrudido.
 Suspended luminaire in extruded aluminium.
 Luminaria suspendida en aluminio extruido.
 Luminaire suspendu en aluminium extrudé.



230V|50HZ _ IP40



4062

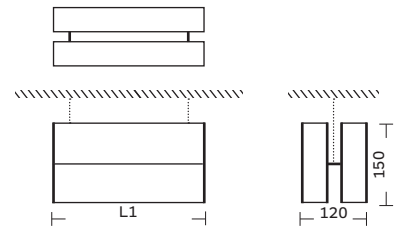


4062



◇ Opalino
Opaline
Opal
Opaline

◇ Micro prismático
Micro prismatic
Micro prismático
Micro-prismatique



- Branco / White
Blanco / Blanc
- Cinza Satinado / Satin Gray
Gris Satinado / Gris Satin
- Escovado / Brushed
Cepillado / Brossé
- Grafite / Graphite
Grafito / Graphite
- Preto / Black
Negro / Noir
- RAL sob consulta / RAL on request
RAL bajo consulta / RAL sur demande

Difusor Opalino / Micro Prismático ___

Opal / Micro Prismatic diffuser _ Difusor Opal / Micro Prismático _ Diffuseur Opaline / Micro-prismatique

		4056	4062
L1 (mm)	Power / flow	code	code
600	T5 2x14W	4056.214.xOL	—
900	T5 2x21W	4056.221.xOL	—
1200	T5 2x28W	4056.228.xOL	—
1500	T5 2x35W	4056.235.xOL	—
600	T5 2x24W	4056.224.xOL	—
900	T5 2x39W	4056.239.xOL	—
1500	T5 2x49W	4056.249.xOL	—
1200	T5 2x54W	4056.254.xOL	—
1500	T5 2x80W	4056.280.xOL	—
600	T5 4x14W	—	4062.414.xOL
900	T5 4x21W	—	4062.421.xOL
1200	T5 4x28W	—	4062.428.xOL
1500	T5 4x35W	—	4062.435.xOL
600	T5 4x24W	—	4062.424.xOL
900	T5 4x39W	—	4062.439.xOL
1500	T5 4x49W	—	4062.449.xOL
1200	T5 4x54W	—	4062.454.xOL
1500	T5 4x80W	—	4062.480.xOL
570	LED 2x14W – 4400 lm	4056.057.xOL	—
850	LED 2x21W – 6600 lm	4056.085.xOL	—
1130	LED 2x28W – 8800 lm	4056.113.xOL	—
1410	LED 2x35W – 11000 lm	4056.141.xOL	—
1690	LED 2x42W – 13200 lm	4056.169.xOL	—
1970	LED 2x49W – 15400 lm	4056.197.xOL	—
2250	LED 2x56W – 17600 lm	4056.225.xOL	—
2530	LED 2x63W – 19800 lm	4056.253.xOL	—
2810	LED 2x70W – 22000 lm	4056.281.xOL	—
3090	LED 2x77W – 24200 lm	4056.309.xOL	—
3370	LED 2x84W – 26400 lm	4056.337.xOL	—
3650	LED 2x91W – 28600 lm	4056.365.xOL	—
3930	LED 2x98W – 30800 lm	4056.393.xOL	—
4210	LED 2x105W – 33000 lm	4056.421.xOL	—
4490	LED 2x112W – 35200 lm	4056.449.xOL	—
4770	LED 2x119W – 37400 lm	4056.477.xOL	—
570	LED 4x14W – 8800 lm	—	4062.057.xOL
850	LED 4x21W – 13200 lm	—	4062.085.xOL
1130	LED 4x28W – 17600 lm	—	4062.113.xOL
1410	LED 4x35W – 22000 lm	—	4062.141.xOL
1690	LED 4x42W – 26400 lm	—	4062.169.xOL
1970	LED 4x49W – 30800 lm	—	4062.197.xOL
2250	LED 4x56W – 35200 lm	—	4062.225.xOL
2530	LED 4x63W – 39600 lm	—	4062.253.xOL
2810	LED 4x70W – 44000 lm	—	4062.281.xOL
3090	LED 4x77W – 48400 lm	—	4062.309.xOL
3370	LED 4x84W – 52800 lm	—	4062.337.xOL
3650	LED 4x91W – 57200 lm	—	4062.365.xOL
3930	LED 4x98W – 61600 lm	—	4062.393.xOL
4210	LED 4x105W – 66000 lm	—	4062.421.xOL
4490	LED 4x112W – 70400 lm	—	4062.449.xOL
4770	LED 4x119W – 74800 lm	—	4062.477.xOL

Difusor parabólico aluminio brilhante ___

Glossy aluminium parabolic diffuser _ Difusor parabólico aluminio brillante _ Diffuseur parabolique en aluminium brillant

		4058
L1 (mm)	Power / flow	code
575	T5 2x14W	4058.214.xAL
875	T5 2x21W	4058.221.xAL
1175	T5 2x28W	4058.228.xAL
1475	T5 2x35W	4058.235.xAL
575	T5 2x24W	4058.224.xAL
875	T5 2x39W	4058.239.xAL
1475	T5 2x49W	4058.249.xAL
1175	T5 2x54W	4058.254.xAL
1475	T5 2x80W	4058.280.xAL
565	LED 14W – 2200 lm	4058.057.xAL
845	LED 21W – 3300 lm	4058.085.xAL
1125	LED 28W – 4400 lm	4058.113.xAL
1405	LED 35W – 5500 lm	4058.141.xAL



code:
0Y00.000.0XX > Y+1



code:
0Y00.000.0XX > Y+2

Opalino
Opaline
Opal
Opaline


code:
0000.000.00X

Micro prismático
Micro prismatic
Micro prismático
Micro-prismatique

code:
0000.000.0PX

Pode ser instalado em linhas contínuas, com o comprimento pedido. Outros comprimentos sob consulta.
Can be installed in continuous lines, with the requested length. Other lengths upon request.
Puede ser instalado en líneas continuas, con la longitud solicitada. Otros comprimentos bajo pedido.
Peut être installé dans des lignes continues, avec la longueur souhaitée. Autres longueurs sur demande.

65mm





4052
4048
4560
4061

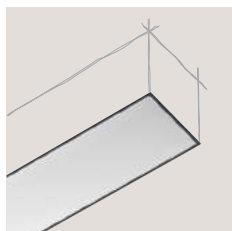


4052
4048
4560
4061




4055

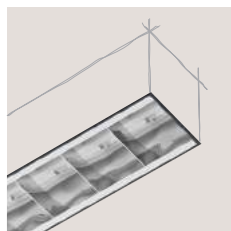
Luminária suspensa em alumínio extrudido.
 Suspended luminaire in extruded aluminium.
 Luminaria suspendida en aluminio extruido.
 Luminaire suspendu en aluminium extrudé.



4027




4027




4030


Luminária encastrada em alumínio extrudido,
 sem aba de remate.
 Recessed trimless luminaire in extruded
 aluminium.
 Luminaria empotrada en aluminio extruido sin
 marco.
 Luminaire encastré en aluminium extrudé
 sans cadre.



4032



4032



4035

Luminária encastrada em alumínio extrudido,
 com aba de remate.
 Recessed trimless luminaire in extruded
 aluminium.
 Luminaria empotrada en aluminio extruido sin
 marco.
 Luminaire encastré en aluminium extrudé
 sans cadre.




4042



4042



4045



4042 LED 3R

Luminária saliente em alumínio extrudido.
 Surface mounted luminaire in extruded
 aluminium.
 Luminaria saliente en aluminio extruido.
 Luminaire saillant en aluminium extrudé.



4022
4024



4022
4024


Luminária de parede em alumínio extrudido.
 Wall luminaire in extruded aluminium.
 Luminaria de pared en aluminio extruido.
 Luminaire mural en aluminium extrudé.





Luminária suspensa em alumínio extrudido.
 Suspended luminaire in extruded aluminium.
 Luminaria suspendida en aluminio extruido.
 Luminaire suspendu en aluminium extrudé.

4052



230V|50HZ _ IP40

5000K 2700K LED 1-10V DALI HF 1-10V DALI

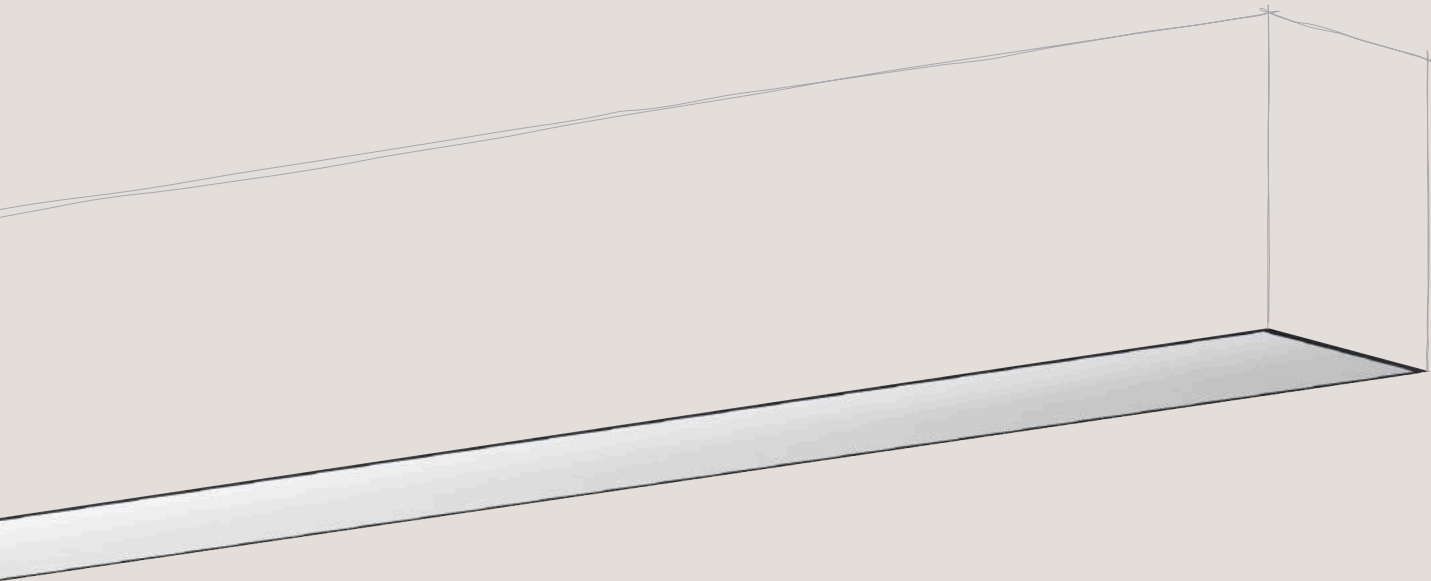
4052 ◊ Opalino Opaline Opal Opaline	 4052 ◊ Micro prismático Micro prismatic Micro prismático Micro-prismatique	 4048 ◊ Opalino Opaline Opal Opaline	 4560 ◊ Opalino Opaline Opal Opaline	 4061 ◊ Opalino Opaline Opal Opaline	 4055 ◊ Alumínio Aluminium Aluminium Aluminium

Branco / White
 Blanco / Blanc
 Cinza Satinado / Satin Gray
 Gris Satinado / Gris Satin
 Escovado / Brushed
 Cepillado / Brossé
 Grafite / Graphite
 Grafito / Graphite
 Preto / Black
 Negro / Noir
 RAL sob consulta / RAL on request
 RAL bajo consulta / RAL sur demande

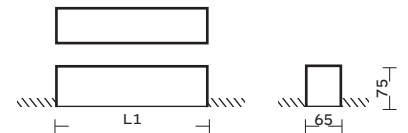
4027



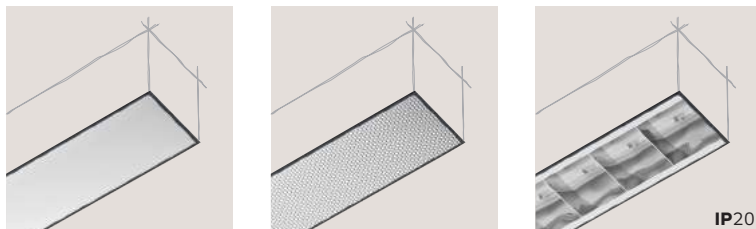
Luminária encastrada em alumínio extrudido, sem aba de remate.
 Recessed trimless luminaire in extruded aluminium.
 Luminaria empotrada en aluminio extruido sin marco.
 Luminaire encastré en aluminium extrudé sans cadre.



230V|50HZ _ IP40



L1 x 65 mm



IP20

4027



4027



4030



◇ Opalino
Opaline
Opal
Opaline

◇ Micro prismático
Micro prismatic
Micro prismático
Micro-prismatique

◇ Aluminio
Aluminium
Aluminio
Aluminium

□ Branco / White
Blanco / Blanc

■ Cinza Satinado / Satin Gray
Gris Satinado / Gris Satin

■ Escovado / Brushed
Cepillado / Brossé

■ Grafite / Graphite
Grafito / Graphite

■ Preto / Black
Negro / Noir

■ RAL sob consulta / RAL on request
RAL bajo consulta / RAL sur demande

Luminária encastrada em alumínio extrudido, com aba de remate.


Recessed trimless luminaire in extruded aluminium.

Luminaria empotrada en aluminio extruido sin marco.

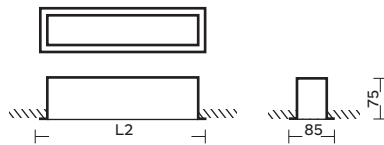
Luminaire encastré en aluminium extrudé sans cadre.




4032



230V|50HZ _ IP40

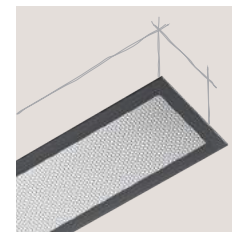


L1 x 72 mm



4032

◇ Opalino
Opaline
Opal
Opaline



4032

◇ Micro prismático
Micro prismatic
Micro prismático
Micro-prismatique



4035

◇ Aluminio
Aluminium
Aluminio
Aluminium

□ Branco / White
Blanco / Blanc

■ Cinza Satinado / Satin Gray
Gris Satinado / Gris Satin

■ Escovado / Brushed
Cepillado / Brossé

■ Grafite / Graphite
Grafito / Graphite

■ Preto / Black
Negro / Noir

■ RAL sob consulta / RAL on request
RAL bajo consulta / RAL sur demande

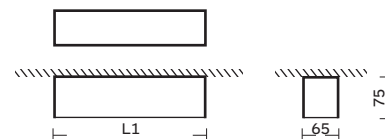
4042



Luminária saliente em alumínio extrudido.
 Surface mounted luminaire in extruded aluminium.
 Luminaria saliente en aluminio extruido.
 Luminaire saillant en aluminium extrudé.



230V|50HZ _ IP40



4042

- ◇ Opalino
- ◇ Opaline
- ◇ Opal
- ◇ Opaline



4042

- ◇ Micro prismático
- ◇ Micro prismatic
- ◇ Micro prismático
- ◇ Micro-prismatique



4045

- ◇ Aluminio
- ◇ Aluminium
- ◇ Aluminio
- ◇ Aluminium



4042 LED 3R

- ◇ Lente 3R
- ◇ 3R Lens
- ◇ Lente 3R
- ◇ Lentille 3R

□ Branco / White
Blanco / Blanc

■ Cinza Satinado / Satin Gray
Gris Satinado / Gris Satin

■ Escovado / Brushed
Cepillado / Brossé

■ Grafite / Graphite
Grafito / Graphite

■ Preto / Black
Negro / Noir

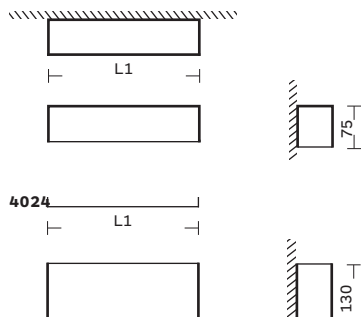
■ RAL sob consulta / RAL on request
RAL bajo consulta / RAL sur demande

Luminária de parede em alumínio extrudido.
 Wall luminaire in extruded aluminum.
 Luminaria de pared en aluminio extruido.
 Luminaire mural en aluminium extrudé.

E 4022



230V|50HZ _ IP40




4022

◇ Opalino
Opaline
Opal
Opaline



4022

◇ Micro prismático
Micro prismatic
Micro prismático
Micro-prismatique



4024

◇ Opalino
Opaline
Opal
Opaline



4024

◇ Micro prismático
Micro prismatic
Micro prismático
Micro-prismatique

□ Branco / White / Blanco / Blanc ■ Cinza Satinado / Satin Gray / Gris Satinado / Gris Satin ■ Escovado / Brushed / Cepillado / Brossé ■ Grafite / Graphite / Grafito / Graphite ■ Preto / Black / Negro / Noir ■ RAL sob consulta / RAL on request / RAL bajo consulta / RAL sur demande

65mm



Difusor Opalino / Micro Prismático

Opal / Micro Prismatic diffuser _ Difusor Opal / Micro Prismático _ Diffuseur Opaline / Micro-prismatique

L1 (mm)	L2 (mm)	power / flow	4027 code	4032 code	4042 code	4052 code	4048 code	4560 code	4061 code	4022 code	power / flow	4024 code
600	620	T5 14W	4027.114.xOL	4032.114.xOL	4042.114.xOL	4052.114.xOL	4048.114.xOL	—	—	4022.114.xOL	—	—
900	920	T5 21W	4027.121.xOL	4032.121.xOL	4042.121.xOL	4052.121.xOL	4048.121.xOL	—	—	4022.121.xOL	—	—
1200	1220	T5 28W	4027.128.xOL	4032.128.xOL	4042.128.xOL	4052.128.xOL	4048.128.xOL	—	—	4022.128.xOL	—	—
1500	1520	T5 35W	4027.135.xOL	4032.135.xOL	4042.135.xOL	4052.135.xOL	4048.135.xOL	—	—	4022.135.xOL	—	—
600	620	T5 24W	4027.124.xOL	4032.124.xOL	4042.124.xOL	4052.124.xOL	4048.124.xOL	—	—	4022.124.xOL	—	—
900	920	T5 39W	4027.139.xOL	4032.139.xOL	4042.139.xOL	4052.139.xOL	4048.139.xOL	—	—	4022.139.xOL	—	—
1500	1520	T5 49W	4027.149.xOL	4032.149.xOL	4042.149.xOL	4052.149.xOL	4048.149.xOL	—	—	4022.149.xOL	—	—
1200	1220	T5 54W	4027.154.xOL	4032.154.xOL	4042.154.xOL	4052.154.xOL	4048.154.xOL	—	—	4022.154.xOL	—	—
1500	1520	T5 80W	4027.180.xOL	4032.180.xOL	4042.180.xOL	4052.180.xOL	4048.180.xOL	—	—	4022.180.xOL	—	—
600	620	T5 2x14W	4027.214.xOL	4032.214.xOL	4042.214.xOL	4052.214.xOL	—	4560.214.xOL	4061.214.xOL	—	—	4024.214.xOL
900	920	T5 2x21W	4027.221.xOL	4032.221.xOL	4042.221.xOL	4052.221.xOL	—	4560.221.xOL	4061.221.xOL	—	—	4024.221.xOL
1200	1220	T5 2x28W	4027.228.xOL	4032.228.xOL	4042.228.xOL	4052.228.xOL	—	4560.228.xOL	4061.228.xOL	—	—	4024.228.xOL
1500	1520	T5 2x35W	4027.235.xOL	4032.235.xOL	4042.235.xOL	4052.235.xOL	—	4560.235.xOL	4061.235.xOL	—	—	4024.235.xOL
600	620	T5 2x24W	4027.224.xOL	4032.224.xOL	4042.224.xOL	4052.224.xOL	—	4560.224.xOL	4061.224.xOL	—	—	4024.224.xOL
900	920	T5 2x39W	4027.239.xOL	4032.239.xOL	4042.239.xOL	4052.239.xOL	—	4560.239.xOL	4061.239.xOL	—	—	4024.239.xOL
1500	1520	T5 2x49W	4027.249.xOL	4032.249.xOL	4042.249.xOL	4052.249.xOL	—	4560.249.xOL	4061.249.xOL	—	—	4024.249.xOL
1200	1220	T5 2x54W	4027.254.xOL	4032.254.xOL	4042.254.xOL	4052.254.xOL	—	4560.254.xOL	4061.254.xOL	—	—	4024.254.xOL
1500	—	T5 2x80W	—	—	—	—	—	4560.280.xOL	4061.280.xOL	—	—	4024.280.xOL
290	310	LED 7W – 1100 lm	4027.029.xOL	4032.029.xOL	4042.029.xOL	4052.029.xOL	—	—	—	4022.029.xOL	LED 14W – 2200 lm	4024.029.xOL
430	450	LED 10W – 1650 lm	4027.043.xOL	4032.043.xOL	4042.043.xOL	4052.043.xOL	—	—	—	4022.043.xOL	LED 20W – 3300 lm	4024.043.xOL
570	590	LED 14W – 2200 lm	4027.057.xOL	4032.057.xOL	4042.057.xOL	4052.057.xOL	—	—	—	4022.057.xOL	LED 28W – 4400 lm	4024.057.xOL
710	730	LED 17W – 2750 lm	4027.071.xOL	4032.071.xOL	4042.071.xOL	4052.071.xOL	—	—	—	4022.071.xOL	LED 34W – 5500 lm	4024.071.xOL
850	870	LED 21W – 3300 lm	4027.085.xOL	4032.085.xOL	4042.085.xOL	4052.085.xOL	—	—	—	4022.085.xOL	LED 42W – 6600 lm	4024.085.xOL
990	1010	LED 24W – 3850 lm	4027.099.xOL	4032.099.xOL	4042.099.xOL	4052.099.xOL	—	—	—	4022.099.xOL	LED 48W – 7700 lm	4024.099.xOL
1130	1150	LED 28W – 4400 lm	4027.113.xOL	4032.113.xOL	4042.113.xOL	4052.113.xOL	—	—	—	4022.113.xOL	LED 56W – 8800 lm	4024.113.xOL
1270	1290	LED 31W – 4950 lm	4027.127.xOL	4032.127.xOL	4042.127.xOL	4052.127.xOL	—	—	—	4022.127.xOL	LED 62W – 9900 lm	4024.127.xOL
1410	1430	LED 35W – 5500 lm	4027.141.xOL	4032.141.xOL	4042.141.xOL	4052.141.xOL	—	—	—	4022.141.xOL	LED 70W – 11000 lm	4024.141.xOL
1550	1570	LED 38W – 6050 lm	4027.155.xOL	4032.155.xOL	4042.155.xOL	4052.155.xOL	—	—	—	4022.155.xOL	LED 76W – 12100 lm	4024.155.xOL
1690	1710	LED 42W – 6600 lm	4027.169.xOL	4032.169.xOL	4042.169.xOL	4052.169.xOL	—	—	—	4022.169.xOL	LED 84W – 13200 lm	4024.169.xOL
1830	1850	LED 45W – 7150 lm	4027.183.xOL	4032.183.xOL	4042.183.xOL	4052.183.xOL	—	—	—	4022.183.xOL	LED 90W – 14300 lm	4024.183.xOL
1970	1990	LED 49W – 7700 lm	4027.197.xOL	4032.197.xOL	4042.197.xOL	4052.197.xOL	—	—	—	4022.197.xOL	LED 98W – 15400 lm	4024.197.xOL
2110	2130	LED 52W – 8250 lm	4027.211.xOL	4032.211.xOL	4042.211.xOL	4052.211.xOL	—	—	—	4022.211.xOL	LED 104W – 16500 lm	4024.211.xOL
2250	2270	LED 56W – 8800 lm	4027.225.xOL	4032.225.xOL	4042.225.xOL	4052.225.xOL	—	—	—	4022.225.xOL	LED 112W – 17600 lm	4024.225.xOL
2390	2410	LED 60W – 9350 lm	4027.239.xOL	4032.239.xOL	4042.239.xOL	4052.239.xOL	—	—	—	4022.239.xOL	LED 120W – 18700 lm	4024.239.xOL
2530	2550	LED 63W – 9900 lm	4027.253.xOL	4032.253.xOL	4042.253.xOL	4052.253.xOL	—	—	—	4022.253.xOL	LED 126W – 19800 lm	4024.253.xOL
2670	2690	LED 67W – 10450 lm	4027.267.xOL	4032.267.xOL	4042.267.xOL	4052.267.xOL	—	—	—	4022.267.xOL	LED 134W – 20900 lm	4024.267.xOL
2810	2830	LED 70W – 11000 lm	4027.281.xOL	4032.281.xOL	4042.281.xOL	4052.281.xOL	—	—	—	4022.281.xOL	LED 140W – 22000 lm	4024.281.xOL
2950	2970	LED 74W – 11550 lm	4027.295.xOL	4032.295.xOL	4042.295.xOL	4052.295.xOL	—	—	—	4022.295.xOL	LED 148W – 23100 lm	4024.295.xOL
3090	3110	LED 77W – 12100 lm	4027.309.xOL	4032.309.xOL	4042.309.xOL	4052.309.xOL	—	—	—	4022.309.xOL	LED 154W – 24200 lm	4024.309.xOL
3230	3250	LED 81W – 12650 lm	4027.323.xOL	4032.323.xOL	4042.323.xOL	4052.323.xOL	—	—	—	4022.323.xOL	LED 162W – 25300 lm	4024.323.xOL
3370	3390	LED 84W – 13200 lm	4027.337.xOL	4032.337.xOL	4042.337.xOL	4052.337.xOL	—	—	—	4022.337.xOL	LED 168W – 26400 lm	4024.337.xOL
3510	3530	LED 88W – 13750 lm	4027.351.xOL	4032.351.xOL	4042.351.xOL	4052.351.xOL	—	—	—	4022.351.xOL	LED 176W – 27500 lm	4024.351.xOL
3650	3670	LED 91W – 14300 lm	4027.365.xOL	4032.365.xOL	4042.365.xOL	4052.365.xOL	—	—	—	4022.365.xOL	LED 182W – 28600 lm	4024.365.xOL
3790	3810	LED 95W – 14850 lm	4027.379.xOL	4032.379.xOL	4042.379.xOL	4052.379.xOL	—	—	—	4022.379.xOL	LED 190W – 29700 lm	4024.379.xOL
3930	3950	LED 98W – 15400 lm	4027.393.xOL	4032.393.xOL	4042.393.xOL	4052.393.xOL	—	—	—	4022.393.xOL	LED 196W – 30800 lm	4024.393.xOL
4070	4090	LED 102W – 15950 lm	4027.407.xOL	4032.407.xOL	4042.407.xOL	4052.407.xOL	—	—	—	4022.407.xOL	LED 204W – 31900 lm	4024.407.xOL
4210	4230	LED 105W – 16500 lm	4027.421.xOL	4032.421.xOL	4042.421.xOL	4052.421.xOL	—	—	—	4022.421.xOL	LED 210W – 33000 lm	4024.421.xOL
4350	4370	LED 109W – 17050 lm	4027.435.xOL	4032.435.xOL	4042.435.xOL	4052.435.xOL	—	—	—	4022.435.xOL	LED 218W – 34100 lm	4024.435.xOL
4490	4510	LED 112W – 17600 lm	4027.449.xOL	4032.449.xOL	4042.449.xOL	4052.449.xOL	—	—	—	4022.449.xOL	LED 224W – 35200 lm	4024.449.xOL
4630	4650	LED 116W – 18150 lm	4027.463.xOL	4032.463.xOL	4042.463.xOL	4052.463.xOL	—	—	—	4022.463.xOL	LED 232W – 36300 lm	4024.463.xOL
4770	4790	LED 119W – 18700 lm	4027.477.xOL	4032.477.xOL	4042.477.xOL	4052.477.xOL	—	—	—	4022.477.xOL	LED 238W – 37400 lm	4024.477.xOL
4910	4930	LED 123W – 19250 lm	4027.491.xOL	4032.491.xOL	4042.491.xOL	4052.491.xOL	—	—	—	4022.491.xOL	LED 246W – 38500 lm	4024.491.xOL
5050	5070	LED 126W – 19800 lm	4027.505.xOL	4032.505.xOL	4042.505.xOL	4052.505.xOL	—	—	—	4022.505.xOL	LED 252W – 39600 lm	4024.505.xOL
570	—	LED 2x14W – 4400 lm	—	—	—	—	—	4560.057.xOL	4061.057.xOL	—	—	—
850	—	LED 2x21W – 6600 lm	—	—	—	—	—	4560.085.xOL	4061.085.xOL	—	—	—
1130	—	LED 2x28W – 8800 lm	—	—	—	—	—	4560.113.xOL	4061.113.xOL	—	—	—
1410	—	LED 2x35W – 11000 lm	—	—	—	—	—	4560.141.xOL	4061.141.xOL	—	—	—
1690	—	LED 2x42W – 13200 lm	—	—	—	—	—	4560.169.xOL	4061.169.xOL	—	—	—
1970	—	LED 2x49W – 15400 lm	—	—	—	—	—	4560.197.xOL	4061.197.xOL	—	—	—
2250	—	LED 2x56W – 17600 lm	—	—	—	—	—	4560.225.xOL	4061.225.xOL	—	—	—
2530	—	LED 2x63W – 19800 lm	—	—	—	—	—	4560.253.xOL	4061.253.xOL	—	—	—
2810	—	LED 2x70W – 22000 lm	—	—	—	—	—	4560.281.xOL	4061.281.xOL	—	—	—
3090	—	LED 2x77W – 24200 lm	—	—	—	—	—	4560.309.xOL	4061.309.xOL	—	—	—
3370	—	LED 2x84W – 26400 lm	—	—	—	—	—	4560.337.xOL	4061.337.xOL	—	—	—
3650	—	LED 2x91W – 28600 lm	—	—	—	—	—	4560.365.xOL	4061.365.xOL	—	—	—
3930	—	LED 2x98W – 30800 lm	—	—	—	—	—	4560.393.xOL	4061.393.xOL	—	—	—
4210	—	LED 2x105W – 33000 lm	—	—	—	—	—	4560.421.xOL	4061.421.xOL	—	—	—
4490	—	LED 2x112W – 35200 lm	—	—	—	—	—	4560.449.xOL	4061.449.xOL	—	—	—
4770	—	LED 2x119W – 37400 lm	—	—	—	—	—	4560.477.xOL	4061.477.xOL	—	—	—

◆ Opalino
Opaline
Opal
Opaline
code:
0000.000.00X

◆ Micro prismático
Micro prismatic
Micro prismático
Micro-prismatique
code:
0000.000.0PX

code:
0Y00.000.0XX > Y+1


code:
0Y00.000.0XX > Y+2



Difusor parabólico alumínio brilhante _
Glossy aluminium parabolic diffuser _ Difusor parabólico alumínio brillante _ Diffuseur parabolique en aluminium brillant

			4030	4035	4045	4055
L1 (mm)	L2 (mm)	power / flow	code	code	code	code
575	—	T5 14W	4030.114.xAL	—	4045.114.xAL	4055.114.xAL
875	—	T5 21W	4030.121.xAL	—	4045.121.xAL	4055.121.xAL
1175	—	T5 28W	4030.128.xAL	—	4045.128.xAL	4055.128.xAL
1475	—	T5 35W	4030.135.xAL	—	4045.135.xAL	4055.135.xAL
575	—	T5 24W	4030.124.xAL	—	4045.124.xAL	4055.124.xAL
875	—	T5 39W	4030.139.xAL	—	4045.139.xAL	4055.139.xAL
1475	—	T5 49W	4030.149.xAL	—	4045.149.xAL	4055.149.xAL
1175	—	T5 54W	4030.154.xAL	—	4045.154.xAL	4055.154.xAL
1475	—	T5 80W	4030.180.xAL	—	4045.180.xAL	4055.180.xAL
570	590	T5 14W	—	4035.114.xAL	—	—
870	890	T5 21W	—	4035.121.xAL	—	—
1170	1190	T5 28W	—	4035.128.xAL	—	—
1470	1490	T5 35W	—	4035.135.xAL	—	—
570	590	T5 24W	—	4035.124.xAL	—	—
870	890	T5 39W	—	4035.139.xAL	—	—
1470	1490	T5 49W	—	4035.149.xAL	—	—
1170	1190	T5 54W	—	4035.154.xAL	—	—
1470	1490	T5 80W	—	4035.180.xAL	—	—
565	585	LED 14W – 2200 lm	4030.057.xAL	4035.057.xAL	4045.057.xAL	4055.057.xAL
845	865	LED 21W – 3300 lm	4030.085.xAL	4035.085.xAL	4045.085.xAL	4055.085.xAL
1125	1145	LED 28W – 4400 lm	4030.113.xAL	4035.113.xAL	4045.113.xAL	4055.113.xAL
1405	1425	LED 35W – 5500 lm	4030.141.xAL	4035.141.xAL	4045.141.xAL	4055.141.xAL

Lente 3R _
3R Lens _ Lente 3R _ Lentille 3R



		4042 LED 3R
L1 (mm)	power / flow	code
574	23W – 3700 lm	4042.212.xLL
861	35W – 5550 lm	4042.312.xLL
1148	46W – 7400 lm	4042.412.xLL
1435	58W – 9250 lm	4042.512.xLL
574	35W – 5090 lm	4542.217.xLL
861	52W – 7635 lm	4542.317.xLL
1148	70W – 10180 lm	4542.417.xLL
1435	87W – 12725 lm	4542.517.xLL

Perfil alumínio 4042 eletrificado
Electrified 4042 aluminum
Perfil alumínio 4042 electrificado
Profil d'aluminium 4042 électrifíé

Conjunto união mecânica
Mechanical union set
Conjunto de unión mecánica
Ensemble d'union mécanique

Conjunto de 2 suspensões
em cabo aço
Set of 2 steel cable suspension
Conjunto de 2 suspensiones
de cable de acero
Ensemble de 2 suspensions
en câble en acier

Cabo alimentação suspensão
Power cable suspension
Suspensión cable
de alimentación
Suspension du câble
d'alimentation

Dim (mm)	code
5X1,5 Condutores _ 5X1,5 Conductors	
5X1,5 Condutores _ 5X1,5 Conducteurs	
574	9042.060.xLX
861	9042.090.xLX
1147	9042.120.xLX
1435	9042.150.xLX
1722	9042.180.xLX
2294	9042.200.xLX
2870	9042.300.xLX
4305	9042.450.xLX
7X1,5 Condutores _ 7X1,5 Conductors	
7X1,5 Condutores _ 7X1,5 Conducteurs	
574	9242.060.xLX
861	9242.090.xLX
1147	9242.120.xLX
1435	9242.150.xLX
1722	9242.180.xLX
2294	9242.200.xLX
2870	9242.300.xLX
4305	9242.450.xLX

code
9042.UNM.xXX

Dim	code
1,5 m	9042.C15.xXX
2 m	9042.C20.xXX
3 m	9042.C30.xXX

Dim	code
1,5 m (5x1,5 mm2)	9042.A15.xXX
3 m (5x1,5 mm2)	9042.A30.xXX
3000	9042.C30.xXX

Pode ser instalado em linhas contínuas, com o comprimento pedido. Outros comprimentos sob consulta.
Can be installed in continuous lines, with the requested length. Other lengths upon request.
Puede ser instalado en líneas continuas, con la longitud solicitada. Otros comprimentos bajo pedido.
Peut être installé dans des lignes continues, avec la longueur souhaitée. Autres longueurs sur demande.





Luminária suspensa em alumínio extrudado.
Suspended luminaire in extruded aluminium.
Luminaria suspendida en aluminio extruido.
Luminaire suspendu en aluminium extrudé.


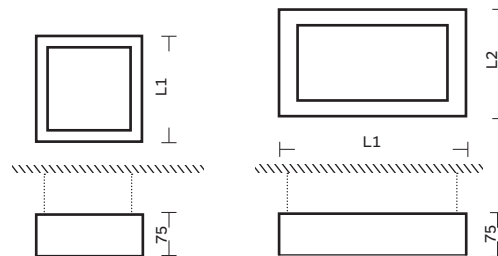
 **5050**



230V|50HZ _ IP40



L1 (mm)	L2 (mm)	Power/Flow	code
640	—	LED 56W – 8800 lm	5050.064.xOL
650	—	T5 4x14W	5050.414.xOL
650	—	T5 4x24W	5050.424.xOL
920	—	LED 84W – 13200 lm	5050.092.xOL
950	—	T5 4x21W	5050.421.xOL
950	—	T5 4x39W	5050.439.xOL
1200	640	LED 84W – 13200 lm	5050.120.xOL
1240	650	T5 2x14W + 2x28W	5050.435.xOL
1240	650	T5 2x24W + 2x54W	5050.463.xOL
1480	920	LED 112W – 17600 lm	5050.148.xOL
1540	950	T5 2x21W + 2x35W	5050.428.xOL
1540	950	T5 2x39W + 2x80W	5050.460.xOL




5050

- ◇ Opalino
- ◇ Opaline
- ◇ Opal
- ◇ Opaline

5050

- ◇ Micro prismático
- ◇ Micro prismatic
- ◇ Micro prismático
- ◇ Micro-prismatique

 code: 0Y00.000.0XX > Y+1

 code: 0Y00.000.0XX > Y+2

- Branco / White
Blanco / Blanc
- Cinza Satinado / Satin Gray
Gris Satinado / Gris Satin
- Escovado / Brushed
Cepillado / Brossé
- Grafite / Graphite
Grafito / Graphite
- Preto / Black
Negro / Noir
- RAL sob consulta / RAL on request
RAL bajo consulta / RAL sur demande

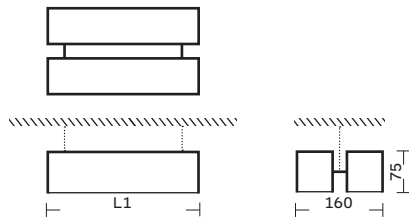


Luminária suspensa em alumínio extrudido.
 Suspended luminaire in extruded aluminium.
 Luminaria suspendida en aluminio extruido.
 Luminaire suspendu en aluminium extrudé.

4057




230V|50HZ _ IP40



4057

◇ Opalino
Opaline
Opal
Opaline



4057

◇ Micro prismático
Micro prismatic
Micro prismático
Micro-prismatique



4059

◇ Alumínio
Aluminium
Alumínio
Aluminium


□ Branco / White / Blanco / Blanc ■ Cinza Satinado / Satin Gray / Gris Satinado / Gris Satin ■ Escovado / Brushed / Cepillado / Brossé ■ Grafite / Graphite / Grafito / Graphite ■ Preto / Black / Negro / Noir ■ RAL sob consulta / RAL on request / RAL bajo consulta / RAL sur demande

4562

Luminária suspensa em alumínio extrudido.
 Suspended luminaire in extruded aluminium.
 Luminaria suspendida en aluminio extruido.
 Luminaire suspendu en aluminium extrudé.



230V|50HZ _ IP20



4562

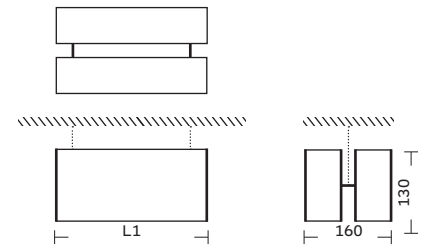


4562



◇ Opalino
 Opaline
 Opal
 Opaline

◇ Micro prismático
 Micro prismatic
 Micro prismático
 Micro-prismatique



- Branco / White
Blanco / Blanc
- Cinza Satinado / Satin Gray
Gris Satinado / Gris Satin
- Escovado / Brushed
Cepillado / Brossé
- Grafite / Graphite
Grafito / Graphite
- Preto / Black
Negro / Noir
- RAL sob consulta / RAL on request
RAL bajo consulta / RAL sur demande

**Difusor Opalino / Micro Prismático**

Opal / Micro Prismatic diffuser _ Difusor Opal / Micro Prismático _ Diffuseur Opaline / Micro-prismatique

		4057	4562
L1 (mm)	power / flow	code	code
600	T5 2x14W	4057.214.xOL	—
900	T5 2x21W	4057.221.xOL	—
1200	T5 2x28W	4057.228.xOL	—
1500	T5 2x35W	4057.235.xOL	—
600	T5 2x24W	4057.224.xOL	—
900	T5 2x39W	4057.239.xOL	—
1500	T5 2x49W	4057.249.xOL	—
1200	T5 2x54W	4057.254.xOL	—
1500	T5 2x80W	4057.280.xOL	—
600	T5 4x14W	—	4562.414.xOL
900	T5 4x21W	—	4562.421.xOL
1200	T5 4x28W	—	4562.428.xOL
1500	T5 4x35W	—	4562.435.xOL
600	T5 4x24W	—	4562.424.xOL
900	T5 4x39W	—	4562.439.xOL
1500	T5 4x49W	—	4562.449.xOL
1200	T5 4x54W	—	4562.454.xOL
1500	T5 4x80W	—	4562.480.xOL
570	LED 2x14W – 4400 lm	4057.057.xOL	—
850	LED 2x21W – 6600 lm	4057.085.xOL	—
1130	LED 2x28W – 8800 lm	4057.113.xOL	—
1410	LED 2x35W – 11000 lm	4057.141.xOL	—
1690	LED 2x42W – 13200 lm	4057.169.xOL	—
1970	LED 2x49W – 15400 lm	4057.197.xOL	—
2250	LED 2x56W – 17600 lm	4057.225.xOL	—
2530	LED 2x63W – 19800 lm	4057.253.xOL	—
2810	LED 2x70W – 22000 lm	4057.281.xOL	—
3090	LED 2x77W – 24200 lm	4057.309.xOL	—
3370	LED 2x84W – 26400 lm	4057.337.xOL	—
3650	LED 2x91W – 28600 lm	4057.365.xOL	—
3930	LED 2x98W – 30800 lm	4057.393.xOL	—
4210	LED 2x105W – 33000 lm	4057.421.xOL	—
4490	LED 2x112W – 35200 lm	4057.449.xOL	—
4770	LED 2x119W – 37400 lm	4057.477.xOL	—
570	LED 4x14W – 8800 lm	—	4562.057.xOL
850	LED 4x21W – 13200 lm	—	4562.085.xOL
1130	LED 4x28W – 17600 lm	—	4562.113.xOL
1410	LED 4x35W – 22000 lm	—	4562.141.xOL
1690	LED 4x42W – 26400 lm	—	4562.169.xOL
1970	LED 4x49W – 30800 lm	—	4562.197.xOL
2250	LED 4x56W – 35200 lm	—	4562.225.xOL
2530	LED 4x63W – 39600 lm	—	4562.253.xOL
2810	LED 4x70W – 44000 lm	—	4562.281.xOL
3090	LED 4x77W – 48400 lm	—	4562.309.xOL
3370	LED 4x84W – 52800 lm	—	4562.337.xOL
3650	LED 4x91W – 57200 lm	—	4562.365.xOL
3930	LED 4x98W – 61600 lm	—	4562.393.xOL
4210	LED 4x105W – 66000 lm	—	4562.421.xOL
4490	LED 4x112W – 70400 lm	—	4562.449.xOL
4770	LED 4x119W – 74800 lm	—	4562.477.xOL

Difusor parabólico aluminio brilhante


Glossy aluminium parabolic diffuser _ Difusor parabólico aluminio brillante _ Diffuseur parabolique en aluminium brillant

		4059
L1 (mm)	power / flow	code
575	T5 2x14W	4059.214.xAL
875	T5 2x21W	4059.221.xAL
1175	T5 2x28W	4059.228.xAL
1475	T5 2x35W	4059.235.xAL
575	T5 2x24W	4059.224.xAL
875	T5 2x39W	4059.239.xAL
1475	T5 2x49W	4059.249.xAL
1175	T5 2x54W	4059.254.xAL
1475	T5 2x80W	4059.280.xAL
565	LED 14W – 2200 lm	4059.057.xAL
845	LED 21W – 3300 lm	4059.085.xAL
1125	LED 28W – 4400 lm	4059.113.xAL
1405	LED 35W – 5500 lm	4059.141.xAL

code:
0Y00.000.0XX > Y+1code:
0Y00.000.0XX > Y+2Opalino
Opaline
Opal
Opaline
code:
0000.000.00XMicro prismático
Micro prismatic
Micro prismático
Micro-prismatique
code:
0000.000.0PX

Pode ser instalado em linhas contínuas, com o comprimento pedido. Outros comprimentos sob consulta.
Can be installed in continuous lines, with the requested length. Other lengths upon request.
Puede ser instalado en líneas continuas, con la longitud solicitada. Otros comprimentos bajo pedido.
Peut être installé dans des lignes continues, avec la longueur souhaitée. Autres longueurs sur demande.

100mm





4053
4049

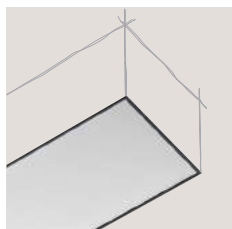


4053
4049

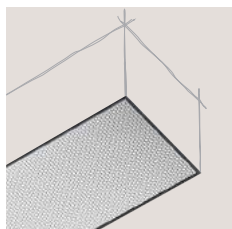


4050

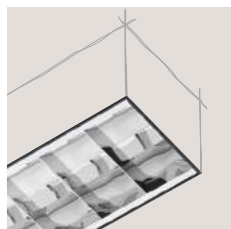
Luminária suspensa em alumínio extrudido.
Suspended luminaire in extruded aluminium.
Luminaria suspendida en aluminio extruido.
Luminaire suspendu en aluminium extrudé.



4025



4025




4028


Luminária encastrada em alumínio extrudido, sem aba de remate.
Recessed trimless luminaire in extruded aluminium.
Luminaria empotrada en aluminio extruido sin marco.
Luminaire encastré en aluminium extrudé sans cadre.



4033



4033



4037

Luminária encastrada em alumínio extrudido, com aba de remate.
Recessed trimless luminaire in extruded aluminium.
Luminaria empotrada en aluminio extruido sin marco.
Luminaire encastré en aluminium extrudé sans cadre.



4043



4043



4047

Luminária saliente em alumínio extrudido.
Surface mounted luminaire in extruded aluminium.
Luminaria saliente en aluminio extruido.
Luminaire saillant en aluminium extrudé.



4023



4023


Luminária de parede em alumínio extrudido.
Wall luminaire in extruded aluminium.
Luminaria de pared en aluminio extruido.
Luminaire mural en aluminium extrudé.



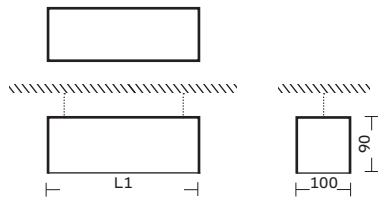


Luminária suspensa em alumínio extrudido.
 Suspended luminaire in extruded aluminium.
 Luminaria suspendida en aluminio extruido.
 Luminaire suspendu en aluminium extrudé.

4053



230V|50HZ _ IP40



4053

- ◇ Opalino
- ◇ Opaline
- ◇ Opal
- ◇ Opaline



4053

- ◇ Micro prismático
- ◇ Micro prismatic
- ◇ Micro prismático
- ◇ Micro-prismatique



4049

- ◇ Opalino
- ◇ Opaline
- ◇ Opal
- ◇ Opaline




4050

- ◇ Aluminio
- ◇ Aluminium
- ◇ Aluminium
- ◇ Aluminium

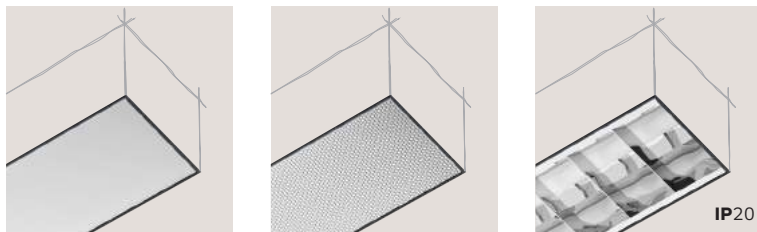
Branco / White
 Blanco / Blanc
 Cinza Satinado / Satin Gray
 Gris Satinado / Gris Satin
 Escovado / Brushed
 Cepillado / Brossé
 Grafite / Graphite
 Grafito / Graphite
 Preto / Black
 Negro / Noir
 RAL sob consulta / RAL on request
 RAL bajo consulta / RAL sur demande

4025

Luminária encastrada em alumínio extrudido, sem aba de remate.
 Recessed trimless luminaire in extruded aluminium.
 Luminaria empotrada en aluminio extruido sin marco.
 Luminaire encastré en aluminium extrudé sans cadre.



230V|50HZ _ IP40



4025

- ◇ Opalino
- ◇ Opaline
- ◇ Opal
- ◇ Opaline



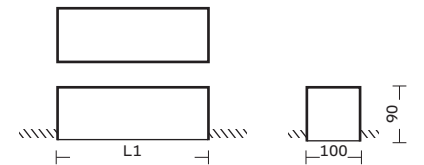
4025


- ◇ Micro prismático
- ◇ Micro prismatic
- ◇ Micro prismático
- ◇ Micro-prismatique



4028

- ◇ Aluminio
- ◇ Aluminium
- ◇ Aluminio
- ◇ Aluminium



 L1 x 100 mm


- Branco / White
Blanco / Blanc
- Cinza Satinado / Satin Gray
Gris Satinado / Gris Satin
- Escovado / Brushed
Cepillado / Brossé
- Grafite / Graphite
Grafito / Graphite
- Preto / Black
Negro / Noir
- RAL sob consulta / RAL on request
RAL bajo consulta / RAL sur demande

4043

Luminária saliente em alumínio extrudido.
 Surface mounted luminaire in extruded aluminium.
 Luminaria saliente en aluminio extruido.
 Luminaire saillant en aluminium extrudé.



230V|50HZ _ IP40



4043

- ◇ Opalino
- ◇ Opaline
- ◇ Opal
- ◇ Opaline



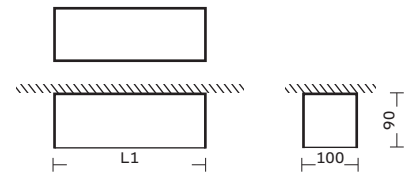
4043

- ◇ Micro prismático
- ◇ Micro prismatic
- ◇ Micro prismático
- ◇ Micro-prismatique



4047

- ◇ Aluminio
- ◇ Aluminium
- ◇ Aluminio
- ◇ Aluminium




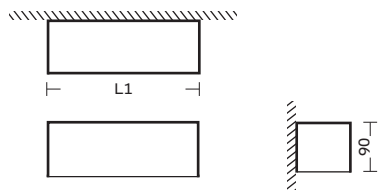
- Branco / White
Blanco / Blanc
- Cinza Satinado / Satin Gray
Gris Satinado / Gris Satin
- Escovado / Brushed
Cepillado / Brossé
- Grafite / Graphite
Grafito / Graphite
- Preto / Black
Negro / Noir
- RAL sob consulta / RAL on request
RAL bajo consulta / RAL sur demande

Luminária de parede em alumínio extrudido.
 Wall luminaire in extruded aluminum.
 Luminaria de pared en aluminio extruido.
 Luminaire mural en aluminium extrudé.

4023



230V|50HZ _ IP40



4023

◇ Opalino
Opaline
Opal
Opaline



4023

◇ Micro prismático
Micro prismatic
Micro prismático
Micro-prismatique

□ Branco / White / Blanco / Blanc ■ Cinza Satinado / Satin Gray / Gris Satinado / Gris Satin ■ Escovado / Brushed / Cepillado / Brossé ■ Grafite / Graphite / Grafito / Graphite ■ Preto / Black / Negro / Noir ■ RAL sob consulta / RAL on request / RAL bajo consulta / RAL sur demande



Difusor Opalino / Micro Prismático __

Opal / Micro Prismatic diffuser _ Difusor Opal / Micro Prismático _ Diffuseur Opaline / Micro-prismatique

L1 (mm)	L2 (mm)	power / flow	4025	4033	4043	4053	4049	4023
			code	code	code	code	code	code
600	620	T5 14W	4025.114.xOL	4033.114.xOL	4043.114.xOL	4053.114.xOL	—	4023.114.xOL
900	920	T5 21W	4025.121.xOL	4033.121.xOL	4043.121.xOL	4053.121.xOL	—	4023.121.xOL
1200	1220	T5 28W	4025.128.xOL	4033.128.xOL	4043.128.xOL	4053.128.xOL	—	4023.128.xOL
1500	1520	T5 35W	4025.135.xOL	4033.135.xOL	4043.135.xOL	4053.135.xOL	—	4023.135.xOL
600	620	T5 24W	4025.124.xOL	4033.124.xOL	4043.124.xOL	4053.124.xOL	—	4023.124.xOL
900	920	T5 39W	4025.139.xOL	4033.139.xOL	4043.139.xOL	4053.139.xOL	—	4023.139.xOL
1500	1520	T5 49W	4025.149.xOL	4033.149.xOL	4043.149.xOL	4053.149.xOL	—	4023.149.xOL
1200	1220	T5 54W	4025.154.xOL	4033.154.xOL	4043.154.xOL	4053.154.xOL	—	4023.154.xOL
1500	1520	T5 80W	4025.180.xOL	4033.180.xOL	4043.180.xOL	4053.180.xOL	—	4023.180.xOL
600	620	T5 2x14W	4025.214.xOL	4033.214.xOL	4043.214.xOL	4053.214.xOL	4049.214.xOL	4023.214.xOL
900	920	T5 2x21W	4025.221.xOL	4033.221.xOL	4043.221.xOL	4053.221.xOL	4049.221.xOL	4023.221.xOL
1200	1220	T5 2x28W	4025.228.xOL	4033.228.xOL	4043.228.xOL	4053.228.xOL	4049.228.xOL	4023.228.xOL
1500	1520	T5 2x35W	4025.235.xOL	4033.235.xOL	4043.235.xOL	4053.235.xOL	4049.235.xOL	4023.235.xOL
600	620	T5 2x24W	4025.224.xOL	4033.224.xOL	4043.224.xOL	4053.224.xOL	4049.224.xOL	4023.224.xOL
900	920	T5 2x39W	4025.239.xOL	4033.239.xOL	4043.239.xOL	4053.239.xOL	4049.239.xOL	4023.239.xOL
1500	1520	T5 2x49W	4025.249.xOL	4033.249.xOL	4043.249.xOL	4053.249.xOL	4049.249.xOL	4023.249.xOL
1200	1220	T5 2x54W	4025.254.xOL	4033.254.xOL	4043.254.xOL	4053.254.xOL	4049.254.xOL	4023.254.xOL
1500	1520	T5 2x80W	4025.280.xOL	4033.280.xOL	4043.280.xOL	4053.280.xOL	4049.280.xOL	4023.280.xOL
290	310	LED 7W – 1100 lm	4025.029.xOL	4033.029.xOL	4043.029.xOL	4053.029.xOL	—	4023.029.xOL
430	450	LED 10W – 1650 lm	4025.043.xOL	4033.043.xOL	4043.043.xOL	4053.043.xOL	—	4023.043.xOL
570	590	LED 14W – 2200 lm	4025.057.xOL	4033.057.xOL	4043.057.xOL	4053.057.xOL	—	4023.057.xOL
710	730	LED 17W – 2750 lm	4025.071.xOL	4033.071.xOL	4043.071.xOL	4053.071.xOL	—	4023.071.xOL
850	870	LED 21W – 3300 lm	4025.085.xOL	4033.085.xOL	4043.085.xOL	4053.085.xOL	—	4023.085.xOL
990	1010	LED 24W – 3850 lm	4025.099.xOL	4033.099.xOL	4043.099.xOL	4053.099.xOL	—	4023.099.xOL
1130	1150	LED 28W – 4400 lm	4025.113.xOL	4033.113.xOL	4043.113.xOL	4053.113.xOL	—	4023.113.xOL
1270	1290	LED 31W – 4950 lm	4025.127.xOL	4033.127.xOL	4043.127.xOL	4053.127.xOL	—	4023.127.xOL
1410	1430	LED 35W – 5500 lm	4025.141.xOL	4033.141.xOL	4043.141.xOL	4053.141.xOL	—	4023.141.xOL
1550	1570	LED 38W – 6050 lm	4025.155.xOL	4033.155.xOL	4043.155.xOL	4053.155.xOL	—	4023.155.xOL
1690	1710	LED 42W – 6600 lm	4025.169.xOL	4033.169.xOL	4043.169.xOL	4053.169.xOL	—	4023.169.xOL
1830	1850	LED 45W – 7150 lm	4025.183.xOL	4033.183.xOL	4043.183.xOL	4053.183.xOL	—	4023.183.xOL
1970	1990	LED 49W – 7700 lm	4025.197.xOL	4033.197.xOL	4043.197.xOL	4053.197.xOL	—	4023.197.xOL
2110	2130	LED 52W – 8250 lm	4025.211.xOL	4033.211.xOL	4043.211.xOL	4053.211.xOL	—	4023.211.xOL
2250	2270	LED 56W – 8800 lm	4025.225.xOL	4033.225.xOL	4043.225.xOL	4053.225.xOL	—	4023.225.xOL
2390	2410	LED 60W – 9350 lm	4025.239.xOL	4033.239.xOL	4043.239.xOL	4053.239.xOL	—	4023.239.xOL
2530	2550	LED 63W – 9900 lm	4025.253.xOL	4033.253.xOL	4043.253.xOL	4053.253.xOL	—	4023.253.xOL
2670	2690	LED 67W – 10450 lm	4025.267.xOL	4033.267.xOL	4043.267.xOL	4053.267.xOL	—	4023.267.xOL
2810	2830	LED 70W – 11000 lm	4025.281.xOL	4033.281.xOL	4043.281.xOL	4053.281.xOL	—	4023.281.xOL
2950	2970	LED 74W – 11550 lm	4025.295.xOL	4033.295.xOL	4043.295.xOL	4053.295.xOL	—	4023.295.xOL
3090	3110	LED 77W – 12100 lm	4025.309.xOL	4033.309.xOL	4043.309.xOL	4053.309.xOL	—	4023.309.xOL
3230	3250	LED 81W – 12650 lm	4025.323.xOL	4033.323.xOL	4043.323.xOL	4053.323.xOL	—	4023.323.xOL
3370	3390	LED 84W – 13200 lm	4025.337.xOL	4033.337.xOL	4043.337.xOL	4053.337.xOL	—	4023.337.xOL
3510	3530	LED 88W – 13750 lm	4025.351.xOL	4033.351.xOL	4043.351.xOL	4053.351.xOL	—	4023.351.xOL
3650	3670	LED 91W – 14300 lm	4025.365.xOL	4033.365.xOL	4043.365.xOL	4053.365.xOL	—	4023.365.xOL
3790	3810	LED 95W – 14850 lm	4025.379.xOL	4033.379.xOL	4043.379.xOL	4053.379.xOL	—	4023.379.xOL
3930	3950	LED 98W – 15400 lm	4025.393.xOL	4033.393.xOL	4043.393.xOL	4053.393.xOL	—	4023.393.xOL
4070	4090	LED 102W – 15950 lm	4025.407.xOL	4033.407.xOL	4043.407.xOL	4053.407.xOL	—	4023.407.xOL
4210	4230	LED 105W – 16500 lm	4025.421.xOL	4033.421.xOL	4043.421.xOL	4053.421.xOL	—	4023.421.xOL
4350	4370	LED 109W – 17050 lm	4025.435.xOL	4033.435.xOL	4043.435.xOL	4053.435.xOL	—	4023.435.xOL
4490	4510	LED 112W – 17600 lm	4025.449.xOL	4033.449.xOL	4043.449.xOL	4053.449.xOL	—	4023.449.xOL
4630	4650	LED 116W – 18150 lm	4025.463.xOL	4033.463.xOL	4043.463.xOL	4053.463.xOL	—	4023.463.xOL
4770	4790	LED 119W – 18700 lm	4025.477.xOL	4033.477.xOL	4043.477.xOL	4053.477.xOL	—	4023.477.xOL
4910	4930	LED 123W – 19250 lm	4025.491.xOL	4033.491.xOL	4043.491.xOL	4053.491.xOL	—	4023.491.xOL
5050	5070	LED 126W – 19800 lm	4025.505.xOL	4033.505.xOL	4043.505.xOL	4053.505.xOL	—	4023.505.xOL

code: 0Y00.000.0XX > Y+1

code: 0Y00.000.0XX > Y+2

◇ Opalino
Opaline
Opal
Opaline
code: 0000.000.0PX

◇ Micro prismático
Micro prismatic
Micro prismático
Micro-prismatique
code: 0000.000.0PX



Difusor parabólico alumínio brilhante ___

Glossy aluminium parabolic diffuser _ Difusor parabólico alumínio brilhante _ Diffuseur parabolique en aluminium brillant

L1 (mm)	L2 (mm)	T5 Lamp	4028 code	4037 code	4047 code	4050 code
570	590	T5 14W	—	4037.114.xAL	—	—
870	890	T5 21W	—	4037.121.xAL	—	—
1170	1190	T5 28W	—	4037.128.xAL	—	—
1470	1490	T5 35W	—	4037.135.xAL	—	—
570	590	T5 24W	—	4037.124.xAL	—	—
870	890	T5 39W	—	4037.139.xAL	—	—
1470	1490	T5 49W	—	4037.149.xAL	—	—
1170	1190	T5 54W	—	4037.154.xAL	—	—
1470	1490	T5 80W	—	4037.180.xAL	—	—
570	590	T5 2x14W	—	4037.214.xAL	—	—
870	890	T5 2x21W	—	4037.221.xAL	—	—
1170	1190	T5 2x28W	—	4037.228.xAL	—	—
1470	1490	T5 2x35W	—	4037.235.xAL	—	—
570	590	T5 2x24W	—	4037.224.xAL	—	—
870	890	T5 2x39W	—	4037.239.xAL	—	—
1470	1490	T5 2x49W	—	4037.249.xAL	—	—
1170	1190	T5 2x54W	—	4037.254.xAL	—	—
1470	1490	T5 2x80W	—	4037.280.xAL	—	—
575	—	T5 14W	4028.114.xAL	—	4047.114.xAL	4050.114.xAL
875	—	T5 21W	4028.121.xAL	—	4047.121.xAL	4050.121.xAL
1175	—	T5 28W	4028.128.xAL	—	4047.128.xAL	4050.128.xAL
1475	—	T5 35W	4028.135.xAL	—	4047.135.xAL	4050.135.xAL
575	—	T5 24W	4028.124.xAL	—	4047.124.xAL	4050.124.xAL
875	—	T5 39W	4028.139.xAL	—	4047.139.xAL	4050.139.xAL
1475	—	T5 49W	4028.149.xAL	—	4047.149.xAL	4050.149.xAL
1175	—	T5 54W	4028.154.xAL	—	4047.154.xAL	4050.154.xAL
1475	—	T5 80W	4028.180.xAL	—	4047.180.xAL	4050.180.xAL
575	—	T5 2x14W	4028.214.xAL	—	4047.214.xAL	4050.214.xAL
875	—	T5 2x21W	4028.221.xAL	—	4047.221.xAL	4050.221.xAL
1175	—	T5 2x28W	4028.228.xAL	—	4047.228.xAL	4050.228.xAL
1475	—	T5 2x35W	4028.235.xAL	—	4047.235.xAL	4050.235.xAL
575	—	T5 2x24W	4028.224.xAL	—	4047.224.xAL	4050.224.xAL
875	—	T5 2x39W	4028.239.xAL	—	4047.239.xAL	4050.239.xAL
1475	—	T5 2x49W	4028.249.xAL	—	4047.249.xAL	4050.249.xAL
1175	—	T5 2x54W	4028.254.xAL	—	4047.254.xAL	4050.254.xAL
1475	—	T5 2x80W	4028.280.xAL	—	4047.280.xAL	4050.280.xAL
565	585	LED 14W – 2200 lm	4028.057.xAL	4037.057.xAL	4047.057.xAL	4050.057.xAL
845	865	LED 21W – 3300 lm	4028.085.xAL	4037.085.xAL	4047.085.xAL	4050.085.xAL
1125	1145	LED 28W – 4400 lm	4028.113.xAL	4037.113.xAL	4047.113.xAL	4050.113.xAL
1405	1425	LED 35W – 5500 lm	4028.141.xAL	4037.141.xAL	4047.141.xAL	4050.141.xAL
565	585	LED 2x14W – 4400 lm	4028.257.xAL	4037.257.xAL	4047.257.xAL	4050.257.xAL
845	865	LED 2x21W – 6600 lm	4028.285.xAL	4037.285.xAL	4047.285.xAL	4050.285.xAL
1125	1145	LED 2x28W – 8800 lm	4028.211.xAL	4037.211.xAL	4047.211.xAL	4050.211.xAL
1405	1425	LED 2x35W – 11000 lm	4028.215.xAL	4037.215.xAL	4047.215.xAL	4050.215.xAL

Pode ser instalado em linhas contínuas, com o comprimento pedido. Outros comprimentos sob consulta.
 Can be installed in continuous lines, with the requested length. Other lengths upon request.
 Puede ser instalado en líneas continuas, con la longitud solicitada. Otros comprimentos bajo pedido.
 Peut être installé dans des lignes continues, avec la longueur souhaitée. Autres longueurs sur demande.



code:
0Y00.000.0XX > Y+1



code:
0Y00.000.0XX > Y+2

Tubulares 360°

Tubular
Tubulares
Tubular

Interior

Indoor
Interior
Intérieur



Tubulares 360°

Tubular / Tubular / Tubulaire





4565



4569

Luminária suspensa horizontal em policarbonato opalino. Emissão de fluxo 360°.
Horizontally suspended luminaire in opal polycarbonate. 360° flow emission.
Luminaria suspendida horizontalmente en policarbonato opalino. Emisión de flujo 360°.
Luminaire suspendu horizontalement en polycarbonate opale. Émission de flux 360°.



4567




4571

Luminária suspensa vertical em policarbonato opalino. Emissão de fluxo 360°.
Vertically suspended luminaire in opal polycarbonate. 360° flow emission.
Luminaria suspendida verticalmente en policarbonato opalino. Emisión de flujo 360°.
Luminaire suspendu verticalement en polycarbonate opale. Émission de flux 360°.



4564



4568


Luminária teto/parede em policarbonato opalino. Emissão de fluxo 360°.
Ceiling/wall luminaire in opal polycarbonate. 360° flow emission.
Luminaria de techo/pared en policarbonato opalino. Emisión de flujo 360°.
Luminaire du plafond/mur en polycarbonate opale. Émission de flux 360°.



4565 / 4569



Luminária suspensa horizontal em policarbonato opalino. Emissão de fluxo 360°.
 Horizontally suspended luminaire in opal polycarbonate. 360° flow emission.
 Luminaria suspendida horizontalmente en policarbonato opalino. Emisión de flujo 360°.
 Luminaire suspendu horizontalement en polycarbonate opale. Émission de flux 360°.



24V _ IP43 _ IK05

50 mm

80 mm



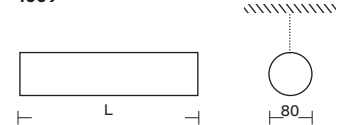
4565

4569

4565



4569



Driver remoto
 Remote driver
 Driver remoto
 Driver à distance

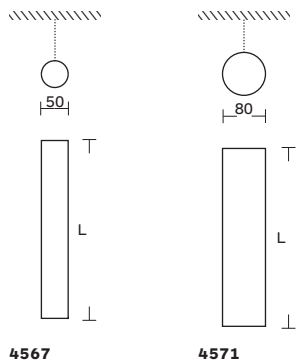
Branco / White
 Blanco / Blanc
 Cinza / Gray
 Gris / Gris
 Grafite / Graphite
 Grafito / Graphite
 Preto / Black
 Negro / Noir
 RAL sob consulta / RAL on request
 RAL bajo consulta / RAL sur demande
 Fosco / Frosted
 Mate / Givré

Luminária suspensa vertical em policarbonato opalino. Emissão de fluxo 360°.
 Vertically suspended luminaire in opal polycarbonate. 360° flow emission.
 Luminaria suspendida verticalmente en policarbonato opalino. Emisión de flujo 360°.
 Luminaire suspendu verticalement en polycarbonate opale. Émission de flux 360°.

4567 / 4571



24V _ IP43 _ IK05



4567

4571

Driver remoto
 Remote driver
 Driver remoto
 Driver à distance

50 mm

80 mm



4567


4571

Branco / White / Blanco / Blanc
 Cinza / Gray / Gris / Gris
 Grafite / Graphite / Grafito / Graphite
 Preto / Black / Negro / Noir
 RAL sob consulta / RAL on request / RAL bajo consulta / RAL sur demande
 Fosco / Frosted / Mate / Givré

4564 / 4568




Luminária teto/parede em policarbonato opalino. Emissão de fluxo 360°.
 Ceiling/wall luminaire in opal polycarbonate. 360° flow emission.
 Luminaria de techo/pared en policarbonato opalino. Emisión de flujo 360°.
 Luminaire du plafond/mur en polycarbonate opale. Émission de flux 360°.



24V _ IP43 _ IK05

50 mm

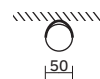
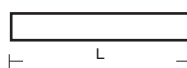
80 mm



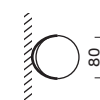

4564

4568

4564



4568



Driver remoto
 Remote driver
 Driver remoto
 Driver à distance

Branco / White
 Blanco / Blanc
 Cinza / Gray
 Gris / Gris
 Grafite / Graphite
 Grafito / Graphite
 Preto / Black
 Negro / Noir
 RAL sob consulta / RAL on request
 RAL bajo consulta / RAL sur demande
 Fosco / Frosted
 Mate / Givré

50mm



		4565	4567	4564
L (mm)	Power/Flow	code	code	code
500	8W – 1200 lm	4565.050.xFL	4567.050.xFL	4564.050.xFL
1000	16W – 2400 lm	4565.100.xFL	4567.100.xFL	4564.100.xFL
1400	22,4W – 3360 lm	4565.144.xFL	4567.144.xFL	4564.144.xFL
1500	24W – 3600 lm	4565.150.xFL	4567.150.xFL	4564.150.xFL
1700	27,2W – 4080 lm	4565.172.xFL	4567.172.xFL	4564.172.xFL
2000	32W – 4800 lm	4565.200.xFL	4567.200.xFL	4564.200.xFL

80mm



		4569	4571	4568
L (mm)	Power/Flow	code	code	code
500	16W – 2400 lm	4569.050.xFL	4571.050.xFL	4568.050.xFL
1000	32W – 4800 lm	4569.100.xFL	4571.100.xFL	4568.100.xFL
1400	45W – 6720 lm	4569.144.xFL	4571.144.xFL	4568.144.xFL
1500	48W – 7200 lm	4569.150.xFL	4571.150.xFL	4568.150.xFL
1700	55W – 8160 lm	4569.172.xFL	4571.172.xFL	4568.172.xFL
2000	64W – 9600 lm	4569.200.xFL	4571.200.xFL	4568.200.xFL



code: 0Y00.000.0XX > Y+1



code: 0Y00.000.0XX > Y+2



Tubulares


Tubular
Tubulares
Tubular

Interior
Indoor
Interior
Intérieur



Tubulares

Tubular / Tubular / Tubulaire





4065




4069

Luminária tubular de aplicação suspensa.
Tubular luminaire of suspended application.
Luminaria tubular de aplicación suspendida.
Luminaire tubulaire pour application suspendu.



4067



4071

Luminária tubular de aplicação suspensa.
Tubular luminaire of suspended application.
Luminaria tubular de aplicación suspendida.
Luminaire tubulaire pour application suspendu.



4064



4068

Luminária tubular de aplicação saliente.
Tubular luminaire of salient application.
Luminaria tubular de aplicación saliente.
Luminaire tubulaire pour application saillant.



4066




4070

Luminária tubular de aplicação saliente.
Tubular luminaire of salient application.
Luminaria tubular de aplicación saliente.
Luminaire tubulaire pour application saillant.



4065 / 4069

Luminária tubular de aplicação suspensa.
 Tubular luminaire of suspended application.
 Luminaria tubular de aplicación suspendida.
 Luminaire tubulaire pour application suspendu.



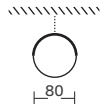
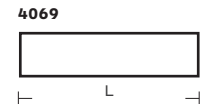
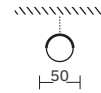
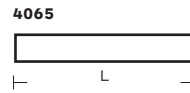







 LED 2700K 3000K 5000K 4000K 6500K

230V|50HZ _ IP65 _ IK05



50mm

80mm



4065

4069

◇ Transparente / Transparent
 Transparente / Transparent

◇ Fosco / Frosted
 Mate / Civré

Luminária tubular de aplicação suspensa.
 Tubular luminaire of suspended application.
 Luminaria tubular de aplicación suspendida.
 Luminaire tubulaire pour application suspendu.

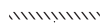
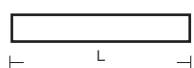
4067 / 4071



230V|50HZ _ IP43 _ IK05



4067



4071




50mm



4067

80mm




4071

Branco / White / Blanco / Blanc
 Cinza Satinado / Satin Gray / Gris Satinado / Gris Satin
 Escovado / Brushed / Cepillado / Brossé
 Grafite / Graphite / Grafito / Graphite
 Preto / Black / Negro / Noir
 RAL sob consulta / RAL on request / RAL bajo consulta / RAL sur demande
 Transparente / Transparent / Transparente / Transparent
 Fosco / Frosted / Mate / Givré

4064 / 4068

Luminária tubular de aplicação saliente.
 Tubular luminaire of salient application.
 Luminaria tubular de aplicación saliente.
 Luminaire tubulaire pour application saillant.

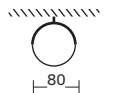
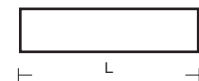


230V|50HZ _ IP65 _ IK05

4064



4068



50mm

80mm



4064

4068

◇ Transparente / Transparent
 Transparente / Transparent

◇ Fosco / Frosted
 Mate / Givré

Luminária tubular de aplicação saliente.
 Tubular luminaire of salient application.
 Luminaria tubular de aplicación saliente.
 Luminaire tubulaire pour application saillant.

4066 / 4070



230V|50HZ _ IP43 _ IK05




4066



4070



50mm




4066

80mm



4070

Branco / White / Blanco / Blanc
 Cinza Satinado / Satin Gray / Gris Satinado / Gris Satin
 Escovado / Brushed / Cepillado / Brossé
 Grafite / Graphite / Grafito / Graphite
 Preto / Black / Negro / Noir
 RAL sob consulta / RAL on request / RAL bajo consulta / RAL sur demande
 Transparente / Transparent / Transparente / Transparent
 Fosco / Frosted / Mate / Givré



Transparente / Fosco __
 Transparent / Frosted _ Transparente / Mate _ Transparent / Givré

50mm



L (mm)	Power/Flow	4064	4066	4065	4067
		code	code	code	code
360	T5 8W	4064.108.xTL	4066.108.xTL	4065.108.xTL	4067.108.xTL
610	T5 14W	4064.114.xTL	4066.114.xTL	4065.114.xTL	4067.114.xTL
910	T5 21W	4064.121.xTL	4066.121.xTL	4065.121.xTL	4067.121.xTL
1210	T5 28W	4064.128.xTL	4066.128.xTL	4065.128.xTL	4067.128.xTL
1510	T5 35W	4064.135.xTL	4066.135.xTL	4065.135.xTL	4067.135.xTL
1800	T5 2x21W	4064.221.xTL	4066.221.xTL	4065.221.xTL	4067.221.xTL
2400	T5 2x28W	4064.228.xTL	4066.228.xTL	4065.228.xTL	4067.228.xTL
3000	T5 2x35W	4064.235.xTL	4066.235.xTL	4065.235.xTL	4067.235.xTL
610	T5 24W	4064.124.xTL	4066.124.xTL	4065.124.xTL	4067.124.xTL
910	T5 39W	4064.139.xTL	4066.139.xTL	4065.139.xTL	4067.139.xTL
1510	T5 49W	4064.149.xTL	4066.149.xTL	4065.149.xTL	4067.149.xTL
1210	T5 54W	4064.154.xTL	4066.154.xTL	4065.154.xTL	4067.154.xTL
1510	T5 80W	4064.180.xTL	4066.180.xTL	4065.180.xTL	4067.180.xTL
1800	T5 2x39W	4064.239.xTL	4066.239.xTL	4065.239.xTL	4067.239.xTL
2400	T5 2x54W	4064.254.xTL	4066.254.xTL	4065.254.xTL	4067.254.xTL
3000	T5 2x49W	4064.249.xTL	4066.249.xTL	4065.249.xTL	4067.249.xTL
320	LED 7W – 1100 lm	4064.032.xTL	4066.032.xTL	4065.032.xTL	4067.032.xTL
610	LED 14W – 2200 lm	4064.061.xTL	4066.061.xTL	4065.061.xTL	4067.061.xTL
880	LED 21W – 3300 lm	4064.088.xTL	4066.088.xTL	4065.088.xTL	4067.088.xTL
1160	LED 28W – 4400 lm	4064.116.xTL	4066.116.xTL	4065.116.xTL	4067.116.xTL
1440	LED 35W – 5500 lm	4064.144.xTL	4066.144.xTL	4065.144.xTL	4067.144.xTL
1720	LED 42W – 6600 lm	4064.172.xTL	4066.172.xTL	4065.172.xTL	4067.172.xTL
2000	LED 49W – 7700 lm	4064.200.xTL	4066.200.xTL	4065.200.xTL	4067.200.xTL
2280	LED 56W – 8800 lm	4064.228.xTL	4066.228.xTL	4065.228.xTL	4067.228.xTL
2560	LED 63W – 9900 lm	4064.256.xTL	4066.256.xTL	4065.256.xTL	4067.256.xTL
2840	LED 70W – 11000 lm	4064.284.xTL	4066.284.xTL	4065.284.xTL	4067.284.xTL

80mm



L (mm)	Power/Flow	4068	4070	4071	4069
		code	code	code	code
395	T5 2x8W	4068.208.xTL	4070.208.xTL	4071.208.xTL	4069.208.xTL
645	T5 2x14W	4068.214.xTL	4070.214.xTL	4071.214.xTL	4069.214.xTL
945	T5 2x21W	4068.221.xTL	4070.221.xTL	4071.221.xTL	4069.221.xTL
1245	T5 2x28W	4068.228.xTL	4070.228.xTL	4071.228.xTL	4069.228.xTL
1545	T5 2x35W	4068.235.xTL	4070.235.xTL	4071.235.xTL	4069.235.xTL
1835	T5 4x21W	4068.421.xTL	4070.421.xTL	4071.421.xTL	4069.421.xTL
2435	T5 4x28W	4068.428.xTL	4070.428.xTL	4071.428.xTL	4069.428.xTL
3035	T5 4x35W	4068.435.xTL	4070.435.xTL	4071.435.xTL	4069.435.xTL
645	T5 2x24W	4068.224.xTL	4070.224.xTL	4071.224.xTL	4069.224.xTL
945	T5 2x39W	4068.239.xTL	4070.239.xTL	4071.239.xTL	4069.239.xTL
1545	T5 2x49W	4068.249.xTL	4070.249.xTL	4071.249.xTL	4069.249.xTL
1245	T5 2x54W	4068.254.xTL	4070.254.xTL	4071.254.xTL	4069.254.xTL
1545	T5 2x80W	4068.280.xTL	4070.280.xTL	4071.280.xTL	4069.280.xTL
1835	T5 4x39W	4068.439.xTL	4070.439.xTL	4071.439.xTL	4069.439.xTL
2435	T5 4x54W	4068.454.xTL	4070.454.xTL	4071.454.xTL	4069.454.xTL
3035	T5 4x49W	4068.449.xTL	4070.449.xTL	4071.449.xTL	4069.449.xTL
645	LED 14W – 2200 lm	4068.061.xTL	4070.061.xTL	4071.061.xTL	4069.061.xTL
915	LED 21W – 3300 lm	4068.088.xTL	4070.088.xTL	4071.088.xTL	4069.088.xTL
1195	LED 28W – 4400 lm	4068.116.xTL	4070.116.xTL	4071.116.xTL	4069.116.xTL
1475	LED 35W – 5500 lm	4068.144.xTL	4070.144.xTL	4071.144.xTL	4069.144.xTL
1755	LED 42W – 6600 lm	4068.172.xTL	4070.172.xTL	4071.172.xTL	4069.172.xTL
2035	LED 49W – 7700 lm	4068.200.xTL	4070.200.xTL	4071.200.xTL	4069.200.xTL
2315	LED 56W – 8800 lm	4068.228.xTL	4070.228.xTL	4071.228.xTL	4069.228.xTL
2595	LED 63W – 9900 lm	4068.256.xTL	4070.256.xTL	4071.256.xTL	4069.256.xTL
2875	LED 70W – 11000 lm	4068.284.xTL	4070.284.xTL	4071.284.xTL	4069.284.xTL

◇ Fosco
 Frosted
 Mate
 Givré
 code:
 0000.000.0FX

◇ Transparente
 Transparent
 Transparente
 Transparent
 code:
 0000.000.0TX

code: 0Y00.000.0XX > Y+1

code: 0Y00.000.0XX > Y+2

Luminárias

Luminaires

Luminarias

Luminaires

Interior

Indoor

Interior

Intérieur



— Circle





5015

Luminária suspensa em alumínio extrudido.
Suspended luminaire in extruded aluminium.
Luminaria suspendida en aluminio extruido.
Luminaire suspendu en aluminium extrudé.



5510

Luminária encastrada em alumínio extrudido, sem aba de remate.
Recessed trimless luminaire in extruded aluminium.
Luminaria empotrada en aluminio extruido sin marco.
Luminaire encastré en aluminium extrudé sans cadre.



5511

Luminária encastrada em alumínio extrudido, com aba de remate.
Recessed trim luminaire in extruded aluminium.
Luminaria empotrada en aluminio extruido con marco.
Luminaire encastré en aluminium extrudé avec cadre.



5010

Luminária saliente em alumínio extrudido.
Surface mounted luminaire in extruded aluminium.
Luminaria saliente en aluminio extruido.
Luminaire saillant en aluminium extrudé.





Luminária suspensa em alumínio extrudado.
Suspended luminaire in extruded aluminium.
Luminaria suspendida en aluminio extruido.
Luminaire suspendu en aluminium extrudé.

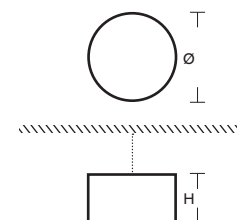
 **5015**



230V|50HZ _ IP20



Ø (mm)	H (mm)	power / flow	code
250	80	LED 14W – 2000 Lm	5015.114.xOL
250	80	LED 25W – 3000 Lm	5015.250.xOL
350	80	LED 15W – 2000 Lm	5015.118.xOL
350	80	LED 29W – 4000 Lm	5015.129.xOL
350	80	T5C 40W	5015.140.xOL
450	120	LED 25W – 3500 Lm	5015.116.xOL
450	120	LED 35W – 4700 Lm	5015.125.xOL
450	120	T5C 60W	5015.160.xOL
650	120	LED 45W – 7500 Lm	5015.110.xOL
650	120	LED 80W – 14000 Lm	5015.516.xOL
650	120	PL-L 2x24W + T5 4x24W	5015.624.xOL
950	120	LED 98W – 16000 Lm	5015.205.xOL
950	120	LED 140W – 25000 Lm	5015.816.xOL
950	120	T5 4x24W + T5 4x39W	5015.863.xOL
1250	120	LED 110W – 16000 Lm	5015.011.xOL
1250	120	LED 210W – 33000 Lm	5015.210.xOL
1250	120	T5 2x14W+T5 4x21W+T5 4x28W	5015.308.xOL



 code:
0Y00.000.0XX > Y+1

 code:
0Y00.000.0XX > Y+2

Branco / White / Blanco / Blanc
 Cinza / Gray / Gris / Gris
 Grafite / Graphite / Grafito / Graphite
 Preto / Black / Negro / Noir
 RAL sob consulta / RAL on request / RAL bajo consulta / RAL sur demande
 Opalino / Opaline / Opal / Opaline

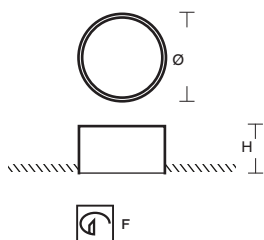
5510



Luminária encastrada em alumínio extrudido, sem aba de remate.
 Recessed trimless luminaire in extruded aluminium.
 Luminaria empotrada en aluminio extruido sin marco.
 Luminaire encastré en aluminium extrudé sans cadre.



230V|50HZ _ IP20



Ø (mm)	H (mm)	power / flow	code	F
250	80	LED 14W – 2000 Lm	5510.114.xOL	250
250	80	LED 25W – 3000 Lm	5510.250.xOL	250
350	80	LED 15W – 2000 Lm	5510.118.xOL	350
350	80	LED 29W – 4000 Lm	5510.129.xOL	350
350	80	T5C 40W	5510.140.xOL	350
450	120	LED 25W – 3500 Lm	5510.116.xOL	450
450	120	LED 35W – 4700 Lm	5510.125.xOL	450
450	120	T5C 60W	5510.160.xOL	450
650	120	LED 45W – 7500 Lm	5510.110.xOL	650
650	120	LED 80W – 14000 Lm	5510.516.xOL	650
650	120	PL-L 2x24W + T5 4x24W	5510.624.xOL	650
950	120	LED 98W – 16000 Lm	5510.205.xOL	950
950	120	LED 140W – 25000 Lm	5510.816.xOL	950
950	120	T5 4x24W + T5 4x39W	5510.863.xOL	950
1250	120	LED 110W – 16000 Lm	5510.011.xOL	1250
1250	120	LED 210W – 33000 Lm	5510.210.xOL	1250

code: 0Y00.000.0XX > Y+1

code: 0Y00.000.0XX > Y+2

- Branco / White / Blanco / Blanc
- Cinza / Gray / Gris / Gris
- Grafite / Graphite / Grafito / Graphite
- Preto / Black / Negro / Noir
- RAL sob consulta / RAL on request / RAL bajo consulta / RAL sur demande
- Opalino / Opaline / Opal / Opaline

Luminária encastrada em alumínio extrudido, com aba de remate.

Recessed trimless luminaire in extruded aluminium.

Luminaria empotrada en aluminio extruido sin marco.

Luminaire encastré en aluminium extrudé sans cadre.

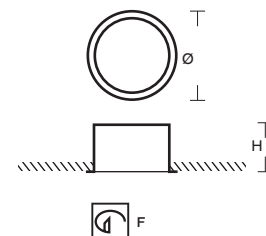
 **5511**



230V|50HZ _ IP20



Ø (mm)	H (mm)	power / flow	code	F
270	80	LED 14W - 2000 Lm	5511.114.xOL	250
270	80	LED 25W - 3000 Lm	5511.250.xOL	250
370	80	LED 15W - 2000 Lm	5511.118.xOL	350
370	80	LED 29W - 4000 Lm	5511.129.xOL	350
370	80	T5C 40W	5511.140.xOL	350
470	120	LED 25W - 3500 Lm	5511.116.xOL	450
470	120	LED 35W - 4700 Lm	5511.125.xOL	450
470	120	T5C 60W	5511.160.xOL	450
670	120	LED 45W - 7500 Lm	5511.110.xOL	650
670	120	LED 80W - 14000 Lm	5511.516.xOL	650
670	120	PL-L 2x24W + T5 4x24W	5511.624.xOL	650
970	120	LED 98W - 16000 Lm	5511.205.xOL	950
970	120	LED 140W - 25000 Lm	5511.816.xOL	950
970	120	T5 4x24W + T5 4x39W	5511.863.xOL	950
1270	120	LED 110W - 16000 Lm	5511.011.xOL	1250
1270	120	LED 210W - 33000 Lm	5511.210.xOL	1250



 code: 0Y00.000.0XX > Y+1

 code: 0Y00.000.0XX > Y+2

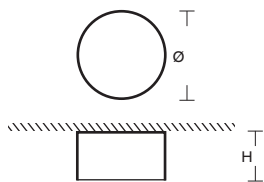
Branco / White / Blanco / Blanc
 Cinza / Gray / Gris / Gris
 Grafite / Graphite / Grafito / Graphite
 Preto / Black / Negro / Noir
 RAL sob consulta / RAL on request / RAL bajo consulta / RAL sur demande
 Opalino / Opaline / Opal / Opaline

5010

Luminária saliente em alumínio extrudido.
 Surface mounted luminaire in extruded aluminium.
 Luminaria saliente en aluminio extruido.
 Luminaire saillant en aluminium extrudé.



230V|50HZ _ IP20



Ø (mm)	H (mm)	power / flow	code
250	80	LED 14W – 2000 Lm	5010.114.xOL
250	80	LED 25W – 3000 Lm	5010.250.xOL
350	80	LED 15W – 2000 Lm	5010.118.xOL
350	80	LED 29W – 4000 Lm	5010.129.xOL
350	80	T5C 40W	5010.140.xOL
450	120	LED 25W – 3500 Lm	5010.116.xOL
450	120	LED 35W – 4700 Lm	5010.125.xOL
450	120	T5C 60W	5010.160.xOL
650	120	LED 45W – 7500 Lm	5010.110.xOL
650	120	LED 80W – 14000 Lm	5010.516.xOL
650	120	PL-L 2x24W + T5 4x24W	5010.624.xOL
950	120	LED 98W – 16000 Lm	5010.205.xOL
950	120	LED 140W – 25000 Lm	5010.816.xOL
950	120	T5 4x24W + T5 4x39W	5010.863.xOL
1250	120	LED 110W – 16000 Lm	5010.011.xOL
1250	120	LED 210W – 33000 Lm	5010.210.xOL
1250	120	T5 2x14W+T5 4x21W+T5 4x28W	5010.109.xOL

 code: 0Y00.000.0XX > Y+1

 code: 0Y00.000.0XX > Y+2

Branco / White / Blanco / Blanc
 Cinza / Gray / Gris / Gris
 Grafite / Graphite / Grafito / Graphite
 Preto / Black / Negro / Noir
 RAL sob consulta / RAL on request / RAL bajo consulta / RAL sur demande
 Opalino / Opaline / Opal / Opaline



 **Donut**





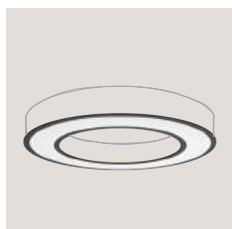
5007

Luminária suspensa em alumínio extrudido.
Suspended luminaire in extruded aluminium.
Luminaria suspendida en aluminio extruido.
Luminaire suspendu en aluminium extrudé.



5004

Luminária saliente em alumínio extrudido.
Surface mounted luminaire in extruded aluminium.
Luminaria saliente en aluminio extruido.
Luminaire saillant en aluminium extrudé.



5512

Luminária de encastrar em alumínio com aba de remate.
Extruded aluminum luminaire, with rim.
Luminaria en aluminio con marco.
Luminaire en aluminium extrudé, avec cadre.



5531



Luminária suspensa em alumínio extrudido.
Suspended luminaire in extruded aluminium.
Luminaria suspendida en aluminio extruido.
Luminaire suspendu en aluminium extrudé.



5530

Luminária saliente em alumínio extrudido.
Surface mounted luminaire in extruded aluminium.
Luminaria saliente en aluminio extruido.
Luminaire saillant en aluminium extrudé.





Luminária suspensa em alumínio extrudado.
 Suspended luminaire in extruded aluminium.
 Luminaria suspendida en aluminio extruido.
 Luminaire suspendu en aluminium extrudé.

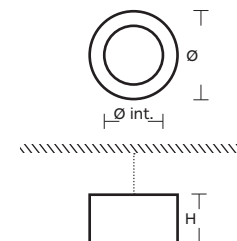
 **5007**



230V|50HZ _ IP20



Ø (mm)	Ø int (mm)	H (mm)	power / flow	code
650	450	120	LED 48W – 8000 Lm	5007.650.xOL
950	650	120	LED 71W – 12000 Lm	5007.950.xOL
1250	950	120	LED 95W – 16325 Lm	5007.125.xOL
1500	1200	120	LED 108W – 18972 Lm	5007.150.xOL



 code:
0Y00.000.0XX > Y+1

 code:
0Y00.000.0XX > Y+2

Branco / White
Blanco / Blanc

Cinza / Gray
Gris / Gris

Grafite / Graphite
Grafito / Graphite

Preto / Black
Negro / Noir

RAL sob consulta / RAL on request
RAL bajo consulta / RAL sur demande

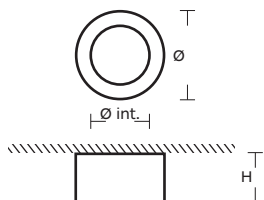
Opalino / Opaline
Opal / Opaline

5004

Luminária saliente em alumínio extrudado.
 Surface mounted luminaire in extruded aluminium.
 Luminaria saliente en aluminio extruido.
 Luminaire saillant en aluminium extrudé.




230V|50HZ _ IP20



Ø (mm)	Ø int (mm)	H (mm)	power / flow	code
650	450	120	LED 48W – 8000 Lm	5004.650.xOL
950	650	120	LED 71W – 12000 Lm	5004.950.xOL
1250	950	120	LED 95W – 16325 Lm	5004.125.xOL
1500	1200	120	LED 108W – 18972 Lm	5004.150.xOL


 code:
0Y00.000.0XX > Y+1

 code:
0Y00.000.0XX > Y+2

Branco / White / Blanco / Blanc
 Cinza / Gray / Gris / Gris
 Grafite / Graphite / Grafito / Graphite
 Preto / Black / Negro / Noir
 RAL sob consulta / RAL on request / RAL bajo consulta / RAL sur demande
 Opalino / Opaline / Opal / Opaline

Luminária de encastrar em alumínio com aba de remate.
 Extruded aluminum luminaire, with rim.
 Luminária en alumínio con marco.
 Luminaire en aluminium extrudé, avec cadre.

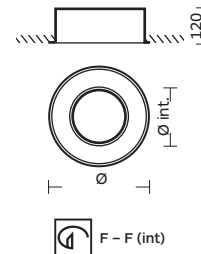
 **5512**



230V|50HZ _ IP20



Ø (mm)	Ø int (mm)	power / flow	code	F	F (int)
670	470	LED 48W – 8000 Lm	5512.650.xOL	655	445
970	670	LED 71W – 12000 Lm	5512.950.xOL	955	645
1270	970	LED 95W – 16325 Lm	5512.125.xOL	1255	945
1520	1220	LED 108W – 18972 Lm	5512.150.xOL	1505	1245



Branco / White
 Blanco / Blanc
 Cinza / Gray
 Gris / Gris
 Grafite / Graphite
 Grafito / Graphite
 Preto / Black
 Negro / Noir
 RAL sob consulta / RAL on request
 RAL bajo consulta / RAL sur demande
 Opalino / Opaline
 Opal / Opaline

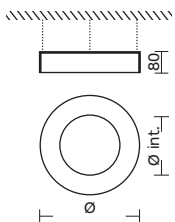
5531



Luminária suspensa em alumínio extrudido.
Suspended luminaire in extruded aluminium.
Luminaria suspendida en aluminio extruido.
Luminaire suspendu en aluminium extrudé.



230V|50HZ _ IP20



Ø (mm)	Ø int. (mm)	power / flow	code
650	490	33,4W – 6021 Lm	5531.133.xXL
950	790	50W – 9031 Lm	5531.150.xXL
1250	1090	66,7W – 12042 Lm	5531.166.xXL
1500	1340	88,9W – 16056 Lm	5531.188.xXL

□ Branco / White
Blanco / Blanc

■ Cinza / Gray
Gris / Gris

■ Grafite / Graphite
Grafito / Graphite

■ Preto / Black
Negro / Noir

■ RAL sob consulta / RAL on request
RAL bajo consulta / RAL sur demande

Luminária saliente em alumínio extrudado.
 Surface mounted luminaire in extruded aluminium.
 Luminaria saliente en aluminio extruido.
 Luminaire saillant en aluminium extrudé.

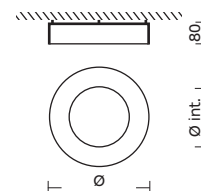
 **5530**



230V|50HZ _ IP20




Ø (mm)	Ø int. (mm)	power / flow	code
650	490	33,4W – 6021 Lm	5530.133.xXL
950	790	50W – 9031 Lm	5530.150.xXL
1250	1090	66,7W – 12042 Lm	5530.166.xXL
1500	1340	88,9W – 16056 Lm	5530.188.xXL



Branco / White
 Blanco / Blanc
 Cinza / Gray
 Gris / Gris
 Grafite / Graphite
 Grafito / Graphite
 Preto / Black
 Negro / Noir
 RAL sob consulta / RAL on request
 RAL bajo consulta / RAL sur demande


 **Donut Slim**





5517

Luminária suspensa em alumínio extrudido. Emissão de luz direta.
Suspended luminaire in extruded aluminum. Direct light emission.
Luminaria suspendida en alumínio extruido. Emisión directa de luz.
Luminaire suspendu en aluminium extrudé. Émission directe de lumière.



5514

Luminária saliente em alumínio extrudido. Emissão de luz direta.
Surface luminaire in extruded aluminum. Direct light emission.
Luminaria de superficie en alumínio extruido. Emisión directa de luz.
Luminaire saillant en aluminium extrudé. Émission directe de lumière.



5507



5547

Luminária suspensa em alumínio extrudido. Emissão de luz interior (5507) ou exterior (5547).
Suspended luminaire in extruded aluminum. Interior (5507) or exterior (5547) light emission.
Luminaria suspendida en alumínio extruido. Emisión de luz interior (5507) o exterior (5547).
Luminaire suspendu en aluminium extrudé. Émission de lumière intérieure (5507) ou extérieure (5547).



5504



5544

Luminária saliente em alumínio extrudido. Emissão de luz interior (5504) ou exterior (5544).
Surface luminaire in extruded aluminum. Interior (5504) or exterior (5544) light emission.
Luminaria de superficie en alumínio extruido. Emisión de luz interior (5504) o exterior (5544).
Luminaire saillant en aluminium extrudé. Émission de lumière intérieure (5504) ou extérieure (5544).



5536



5537


Luminária suspensa vertical em alumínio extrudido. Emissão de luz interior (5536) ou exterior (5537).
Vertically suspended luminaire in extruded aluminum. Interior (5536) or exterior (5537) light emission.
Luminaria suspendida verticalmente en alumínio extruido. Emisión de luz interior (5536) o exterior (5537).
Luminaire suspendu verticalement en aluminium extrudé. Émission de lumière intérieure (5536) ou extérieure (5537).



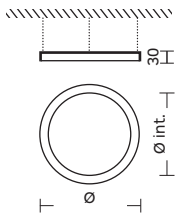
5517



Luminária suspensa em alumínio extrudido. Emissão de luz direta.
 Suspended luminaire in extruded aluminum. Direct light emission.
 Luminaria suspendida en alumínio extruído. Emisión directa de luz.
 Luminaire suspendu en aluminium extrudé. Émission directe de lumière.



230V|50HZ _ IP20




Ø (mm)	Ø int. (mm)	power / flow	code
650	590	33,4W – 6021 Lm	5517.133.xXL
950	890	50W – 9031 Lm	5517.150.xXL
1250	1190	66,7W – 12042 Lm	5517.166.xXL
1500	1440	88,9W – 16056 Lm	5517.188.xXL

Driver remoto
 Remote driver
 Driver remoto
 Driver à distance

Branco / White
 Blanco / Blanc
 Cinza / Gray
 Gris / Gris
 Grafite / Graphite
 Grafito / Graphite
 Preto / Black
 Negro / Noir
 RAL sob consulta / RAL on request
 RAL bajo consulta / RAL sur demande
 Opalino / Opaline
 Opal / Opaline

Luminária saliente em alumínio extrudado. Emissão de luz direta.
 Surface luminaire in extruded aluminum. Direct light emission.
 Luminaria de superfície en alumínio extruído. Emisión directa de luz.
 Luminaire saillant en aluminium extrudé. Émission directe de lumière.

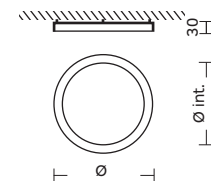
 **5514**



230V|50HZ _ IP20



Ø (mm)	Ø int. (mm)	power / flow	code
650	590	33,4W – 6021 Lm	5514.133.xXL
950	890	50W – 9031 Lm	5514.150.xXL
1250	1190	66,7W – 12042 Lm	5514.166.xXL
1500	1440	88,9W – 16056 Lm	5514.188.xXL



Driver remoto
 Remote driver
 Driver remoto
 Driver à distance

Branco / White
 Blanco / Blanc
 Cinza / Gray
 Gris / Gris
 Grafite / Graphite
 Grafito / Graphite
 Preto / Black
 Negro / Noir
 RAL sob consulta / RAL on request
 RAL bajo consulta / RAL sur demande
 Opalino / Opaline
 Opal / Opaline

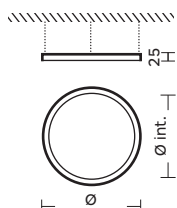
5507



Luminária suspensa em alumínio extrudado. Emissão de luz interior.
 Suspended luminaire in extruded aluminum. Interior light emission.
 Luminaria suspendida en alumínio extruído. Emisión de luz interior.
 Luminaire suspendu en aluminium extrudé. Émission de lumière intérieure.



24V _ IP20



Ø (mm)	Ø int. (mm)	power / flow	code
350	300	11W - 1800 Lm	5507.035.xOL
450	400	15W - 2500 Lm	5507.045.xOL
650	600	22W - 3600 Lm	5507.065.xOL
950	900	32W - 5200 Lm	5507.095.xOL
1250	1200	43W - 7000 Lm	5507.125.xOL
1500	1450	52W - 8460 Lm	5507.150.xOL
2000	1950	68W - 11160 Lm	5507.200.xOL
2500	2450	86W - 14000 Lm	5507.250.xOL

Driver remoto
 Remote driver
 Driver remoto
 Driver à distance

Branco / White
 Blanco / Blanc
 Cinza / Gray
 Gris / Gris
 Grafite / Graphite
 Grafito / Graphite
 Preto / Black
 Negro / Noir
 RAL sob consulta / RAL on request
 RAL bajo consulta / RAL sur demande
 Opalino / Opaline
 Opal / Opaline

Luminária saliente em alumínio extrudado. Emissão de luz interior.
 Surface luminaire in extruded aluminum. Interior light emission.
 Luminaria de superfície en alumínio extruido. Emisión de luz interior.
 Luminaire saillant en aluminium extrudé. Émission de lumière intérieure.

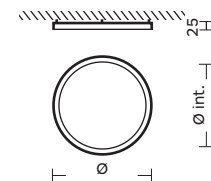
 **5504**



24V _ IP20



Ø (mm)	Ø int. (mm)	power / flow	code
350	300	11W – 1800 Lm	5504.035.xOL
450	400	15W – 2500 Lm	5504.045.xOL
650	600	22W – 3600 Lm	5504.065.xOL
950	900	32W – 5200 Lm	5504.095.xOL
1250	1200	43W – 7000 Lm	5504.125.xOL
1500	1450	52W – 8460 Lm	5504.150.xOL
2000	1950	68W – 11160 Lm	5504.200.xOL
2500	2450	86W – 14000 Lm	5504.250.xOL



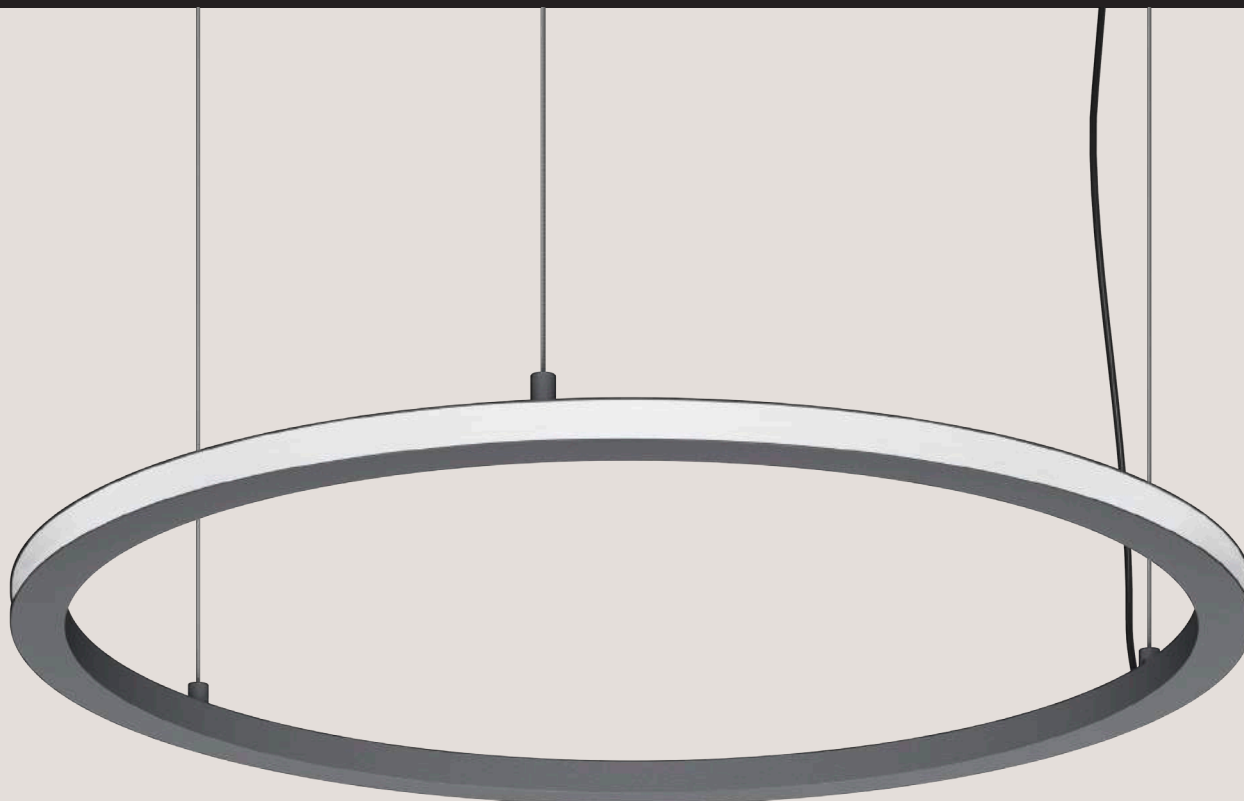
Driver remoto
 Remote driver
 Driver remoto
 Driver à distance

Branco / White
 Blanco / Blanc
 Cinza / Gray
 Gris / Gris
 Grafite / Graphite
 Grafito / Graphite
 Preto / Black
 Negro / Noir
 RAL sob consulta / RAL on request
 RAL bajo consulta / RAL sur demande
 Opalino / Opaline
 Opal / Opaline

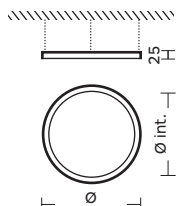
5547



Luminária suspensa em alumínio extrudido. Emissão de luz exterior.
 Suspended luminaire in extruded aluminum. Exterior light emission.
 Luminaria suspendida en alumínio extruído. Emisión de luz exterior.
 Luminaire suspendu en aluminium extrudé. Émission de lumière extérieure.



24V _ IP20



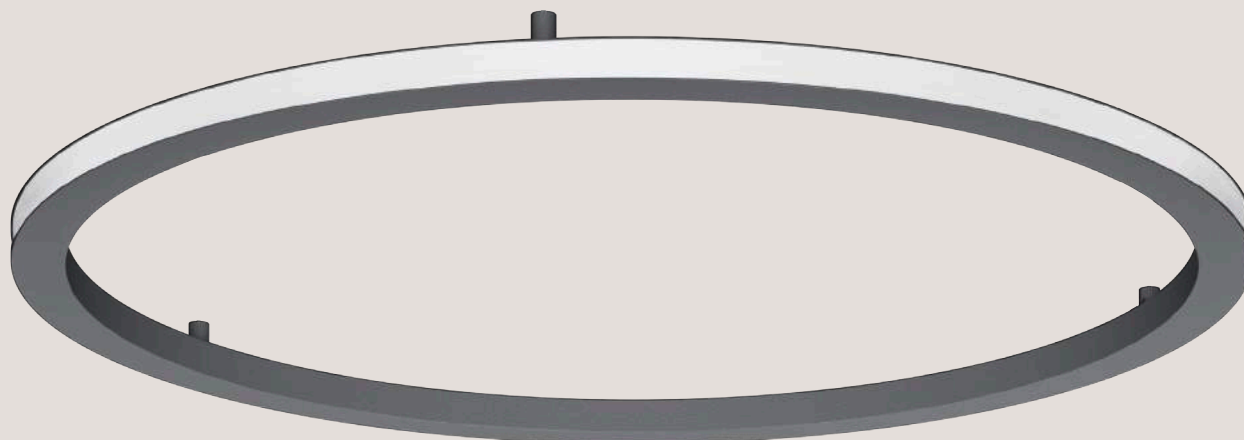
Ø (mm)	Ø int. (mm)	power / flow	code
350	300	11W - 1800 Lm	5547.035.xOL
450	400	15W - 2500 Lm	5547.045.xOL
650	600	22W - 3600 Lm	5547.065.xOL
950	900	32W - 5200 Lm	5547.095.xOL
1250	1200	43W - 7000 Lm	5547.125.xOL
1500	1450	52W - 8460 Lm	5547.150.xOL
2000	1950	68W - 11160 Lm	5547.200.xOL
2500	2450	86W - 14000 Lm	5547.250.xOL

Driver remoto
 Remote driver
 Driver remoto
 Driver à distance

Branco / White / Blanco / Blanc
 Cinza / Gray / Gris / Gris
 Grafite / Graphite / Grafito / Graphite
 Preto / Black / Negro / Noir
 RAL sob consulta / RAL on request / RAL bajo consulta / RAL sur demande
 Opalino / Opaline / Opal / Opaline

Luminária saliente em alumínio extrudado. Emissão de luz exterior.
 Surface luminaire in extruded aluminum. Exterior light emission.
 Luminaria de superficie en aluminio extruido. Emisión de luz exterior.
 Luminaire saillant en aluminium extrudé. Émission de lumière extérieure.

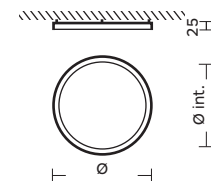
 **5544**



24V _ IP20



Ø (mm)	Ø int. (mm)	power / flow	code
350	300	11W – 1800 Lm	5544.035.xOL
450	400	15W – 2500 Lm	5544.045.xOL
650	600	22W – 3600 Lm	5544.065.xOL
950	900	32W – 5200 Lm	5544.095.xOL
1250	1200	43W – 7000 Lm	5544.125.xOL
1500	1450	52W – 8460 Lm	5544.150.xOL
2000	1950	68W – 11160 Lm	5544.200.xOL
2500	2450	86W – 14000 Lm	5544.250.xOL




Driver remoto
 Remote driver
 Driver remoto
 Driver à distance

Branco / White
 Blanco / Blanc
 Cinza / Gray
 Gris / Gris
 Grafite / Graphite
 Grafito / Graphite
 Preto / Black
 Negro / Noir
 RAL sob consulta / RAL on request
 RAL bajo consulta / RAL sur demande
 Opalino / Opaline
 Opal / Opaline

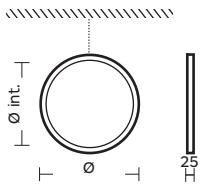
5536



Luminária suspensa vertical em alumínio extrudido. Emissão de luz interior.
Vertically suspended luminaire in extruded aluminum. Interior light emission.
Luminária suspendida verticalmente en alumínio extruido. Emisión de luz interior.
Luminaire suspendu verticalement en aluminium extrudé. Émission de lumière intérieure.



24V _ IP20




Ø (mm)	Ø int. (mm)	power / flow	code
450	400	15W – 2500 Lm	5536.045.xOL
650	600	22W – 3600 Lm	5536.065.xOL
950	900	32W – 5200 Lm	5536.095.xOL
1250	1200	43W – 7000 Lm	5536.125.xOL

Driver remoto
Remote driver
Driver remoto
Driver à distance

□ Branco / White / Blanco / Blanc ■ Cinza / Gray / Gris / Gris ■ Grafite / Graphite / Grafito / Graphite ■ Preto / Black / Negro / Noir ■ RAL sob consulta / RAL on request / RAL bajo consulta / RAL sur demande ◇ Opalino / Opaline / Opal / Opaline

Luminária suspensa vertical em alumínio extrudido. Emissão de luz exterior.
 Vertically suspended luminaire in extruded aluminum. Exterior light emission.
 Luminaria suspendida verticalmente en aluminio extruido. Emisión de luz exterior.
 Luminaire suspendu verticalement en aluminium extrudé. Émission de lumière extérieure.

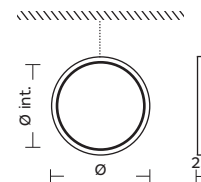
 **5537**



24V _ IP20



Ø (mm)	Ø int. (mm)	power / flow	code
450	400	15W – 2500 Lm	5537.045.xOL
650	600	22W – 3600 Lm	5537.065.xOL
950	900	32W – 5200 Lm	5537.095.xOL
1250	1200	43W – 7000 Lm	5537.125.xOL



Driver remoto
 Remote driver
 Driver remoto
 Driver à distance

Branco / White
 Blanco / Blanc
 Cinza / Gray
 Gris / Gris
 Grafite / Graphite
 Grafito / Graphite
 Preto / Black
 Negro / Noir
 RAL sob consulta / RAL on request
 RAL bajo consulta / RAL sur demande
 Opalino / Opaline
 Opal / Opaline

— Linear





5026
5023Q

LED



5027
5023R

LED



Luminária suspensa em alumínio extrudido.
Suspended luminaire in extruded aluminium.
Luminaria suspendida en aluminio extruido.
Luminaire suspendu en aluminium extrudé.



5024
5022Q

LED



5025
5022R

LED



Luminária saliente em alumínio extrudido.
Surface mounted luminaire in extruded aluminium.
Luminaria saliente en aluminio extruido.
Luminaire saillant en aluminium extrudé.



5521




5520

Luminária encastrada em alumínio extrudido com aba de remate.
Recessed luminaire in extruded aluminium with rim.
Luminaria empotrada en aluminio extruido con aro.
Luminaire encastré en aluminium extrudé avec cadre.

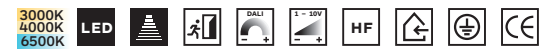


Luminária suspensa em alumínio extrudado.
Suspended luminaire in extruded aluminium.
Luminaria suspendida en aluminio extruido.
Luminaire suspendu en aluminium extrudé.

 **5026**

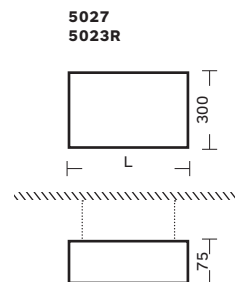
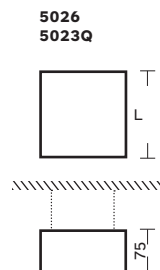


230V|50HZ _ IP43



L (mm)	power / flow	5026 / 5023Q
300	LED 8,6W – 1250 Lm	5026.108.xOL
600	LED 34,4W – 5000 Lm	5026.408.xOL
900	LED 77,4W – 11250 Lm	5026.908.xOL
600	T5 4x14W	5023.414.xOL
900	T5 4x21W	5023.421.xOL
600	T5 4x24W	5023.424.xOL
900	T5 4x39W	5023.439.xOL

L (mm)	power / flow	5027 / 5023R
600	T5 2x14W / T5 2x24W	5023.2xx.xOL
900	T5 2x21W / T5 2x39W	5023.2xx.xOL
1200	T5 2x28W / T5 2x54W	5023.2xx.xOL
1500	T5 2x35W / T5 2x49W	5023.2xx.xOL
1500	T5 2x80W	5023.280.xOL
600	LED 17,2W – 2500 Lm	5027.208.xOL
900	LED 25,8W – 3750 Lm	5027.308.xOL
1200	LED 34,4W – 5000 Lm	5027.408.xOL
1500	LED 43W – 6250 Lm	5027.508.xOL




5026
5023Q



5027
5023R




 code: 0Y00.000.0XX > Y+1

 code: 0Y00.000.0XX > Y+2

Branco / White / Blanco / Blanc
 Cinza / Gray / Gris / Gris
 Cinza Satinado / Satin Gray / Gris Satinado / Gris Satin
 Escovado / Brushed / Cepillado / Brossé
 Grafite / Graphite / Grafito / Graphite
 Preto / Black / Negro / Noir
 RAL sob consulta / RAL on request / RAL bajo consulta / RAL sur demande
 Opalino / Opaline / Opal / Opaline

5024

Luminária saliente em alumínio extrudido.
 Surface mounted luminaire in extruded aluminium.
 Luminaria saliente en aluminio extruido.
 Luminaire saillant en aluminium extrudé.



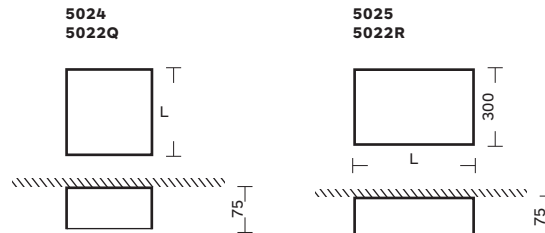
230V|50HZ _ IP43



5024
5022Q




5025
5022R



L (mm)	power / flow	5024 / 5022Q
300	LED 8,6W – 1250 Lm	5024.108.xOL
600	LED 34,4W – 5000 Lm	5024.408.xOL
900	LED 77,4W – 11250 Lm	5024.908.xOL
600	T5 4x14W	5022.414.xOL
900	T5 4x21W / T5 2x24W	5022.421.xOL
600	T5 4x24W	5022.424.xOL
900	T5 4x39W	5022.439.xOL

L (mm)	power / flow	5025 / 5022R
600	LED 17,2W – 2500 Lm	5025.208.xOL
900	LED 25,8W – 3750 Lm	5025.308.xOL
1200	LED 34,4W – 5000 Lm	5025.408.xOL
1500	LED 43W – 6250 Lm	5025.508.xOL
600	T5 2x14W / T5 2x24W	5022.2xx.xOL
900	T5 2x21W / T5 2x39W	5022.2xx.xOL
1200	T5 2x28W / T5 2x54W	5022.2xx.xOL
1500	T5 2x35W / T5 2x49W	5022.2xx.xOL
1500	T5 2x80W	5022.280.xOL

 code: 0Y00.000.0XX > Y+1

 code: 0Y00.000.0XX > Y+2

Branco / White / Blanco / Blanc
 Cinza / Gray / Gris / Gris
 Cinza Satinado / Satin Gray / Gris Satinado / Gris Satin
 Escovado / Brushed / Cepillado / Brossé
 Grafite / Graphite / Grafito / Graphite
 Preto / Black / Negro / Noir
 RAL sob consulta / RAL on request / RAL bajo consulta / RAL sur demande
 Opalino / Opaline / Opal / Opaline

Luminária encastrada em alumínio extrudido com aba de remate.

Recessed luminaire in extruded aluminum with rim.

Luminaria empotrada en aluminio extruido con aro.

Luminaire encastré en aluminium extrudé avec cadre.



5520

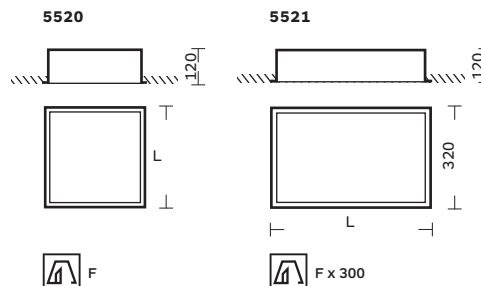


230V|50HZ _ IP43



L (mm)	F (mm)	power / flow	5520
320	300	LED 8,6W – 1250 Lm	5520.108.xOL
620	600	LED 34,4W – 5000 Lm	5520.408.xOL
920	900	LED 77,4W – 11250 Lm	5520.908.xOL

L (mm)	F (mm)	power / flow	5521
620	600	LED 17,2W – 2500 Lm	5521.208.4OL
920	900	LED 25,8W – 3750 Lm	5521.308.xOL
1220	1200	LED 34,4W – 5000 Lm	5521.408.xOL
1520	1500	LED 43W – 6250 Lm	5521.508.xOL



5520



5521

Branco / White / Blanco / Blanc
 Cinza / Gray / Gris / Gris
 Cinza Satinado / Satin Gray / Gris Satinado / Gris Satin
 Escovado / Brushed / Cepillado / Brosé
 Grafite / Graphite / Grafito / Graphite
 Preto / Black / Negro / Noir
 RAL sob consulta / RAL on request / RAL bajo consulta / RAL sur demande
 Opalino / Opaline / Opal / Opaline

 **Round**





5526



5527

Luminária suspensa em alumínio extrudido.
Suspended luminaire in extruded aluminium.
Luminaria suspendida en aluminio extruido.
Luminaire suspendu en aluminium extrudé.



5524



5525

Luminária saliente em alumínio extrudido.
Surface mounted luminaire in extruded aluminium.
Luminaria saliente en aluminio extruido.
Luminaire saillant en aluminium extrudé.



5526

Luminária suspensa em alumínio extrudido.
Suspended luminaire in extruded aluminium.
Luminaria suspendida en aluminio extruido.
Luminaire suspendu en aluminium extrudé.



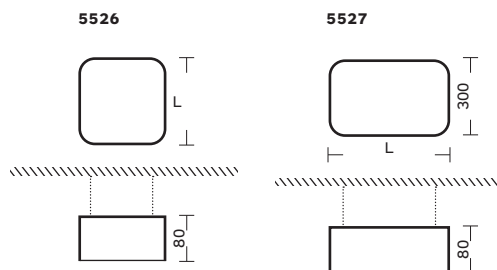
230V|50HZ _ IP20



5526



5527



L (mm)	power / flow	5526
300	LED 8,6W – 1250 Lm	5526.108.xOL
600	LED 34,4W – 5000 Lm	5526.408.xOL
900	LED 77,4W – 11250 Lm	5526.908.xOL

L (mm)	power / flow	5527
600	LED 17,2W – 2500 Lm	5527.208.xOL
900	LED 25,8W – 3750 Lm	5527.308.xOL
1200	LED 34,4W – 5000 Lm	5527.408.xOL
1500	LED 43W – 6250 Lm	5527.508.xOL

 code: 0Y00.000.0XX > Y+1

 code: 0Y00.000.0XX > Y+2

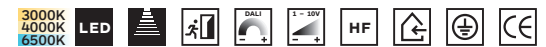
- Branco / White
Blanco / Blanc
- Cinza / Gray
Gris / Gris
- Grafite / Graphite
Grafito / Graphite
- Preto / Black
Negro / Noir
- RAL sob consulta / RAL on request
RAL bajo consulta / RAL sur demande
- Opalino / Opaline
Opal / Opaline

Luminária saliente em alumínio extrudido.
 Surface mounted luminaire in extruded aluminium.
 Luminaria saliente en aluminio extruido.
 Luminaire saillant en aluminium extrudé.

 **5524**

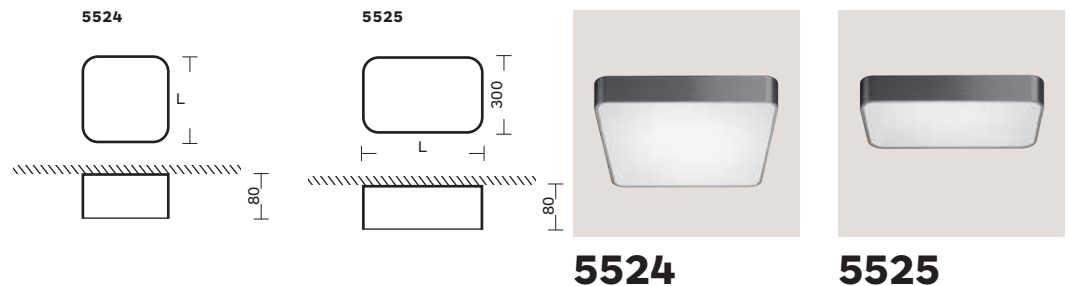



230V|50HZ _ IP20




L (mm)	power / flow	5524
300	LED 8,6W – 1250 Lm	5524.108.xOL
600	LED 34,4W – 5000 Lm	5524.408.xOL
900	LED 77,4W – 11250 Lm	5524.908.xOL

L (mm)	power / flow	5525
600	LED 17,2W – 2500 Lm	5525.208.xOL
900	LED 25,8W – 3750 Lm	5525.308.xOL
1200	LED 34,4W – 5000 Lm	5525.408.xOL
1500	LED 43W – 6250 Lm	5525.508.xOL



 code: 0Y00.000.0XX > Y+1

 code: 0Y00.000.0XX > Y+2

Branco / White / Blanco / Blanc
 Cinza / Gray / Gris / Gris
 Grafite / Graphite / Grafito / Graphite
 Preto / Black / Negro / Noir
 RAL sob consulta / RAL on request / RAL bajo consulta / RAL sur demande
 Opalino / Opaline / Opal / Opaline

7038

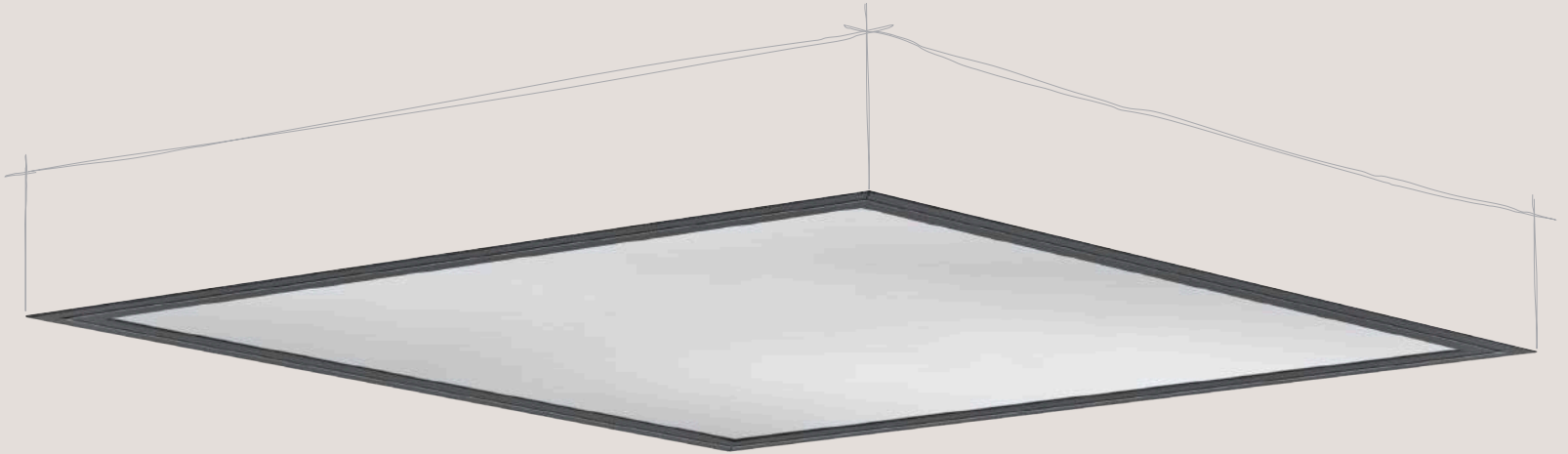


Luminária encastrada em alumínio com aba de remate.

Recessed luminaire in aluminum with rim.

Luminaria empotrada en alumínio con aro.

Luminaire encastré en aluminium avec cadre.



230V|50HZ _ IP40



7038

- ◇ Opalino
- Opaline
- Opal
- Opaline

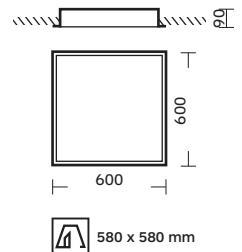


7039

- ◇ Alumínio
- Aluminium
- Aluminio
- Aluminium

IP20

power / flow	code	code
LED 30W – 4200 lm	—	7039.310.xAL
LED 34,4W – 5000 lm	7038.408.xOL	—
LED 40W – 5600 lm	—	7039.410.xAL
T5 3x14W	—	7039.314.xAL
T5 3x24W	—	7039.324.xAL
T5 4x14W	7038.414.xOL	7039.414.xAL
T5 4x24W	7038.424.xOL	7039.424.xAL



- Branco / White
- Blanco / Blanc
- Cinza / Gray
- Gris / Gris
- Grafite / Graphite
- Grafito / Graphite
- Preto / Black
- Negro / Noir

Luminária saliente em alumínio.
 Surface mounted luminaire in aluminium.
 Luminaria saliente en aluminio.
 Luminaire saillant en aluminium.

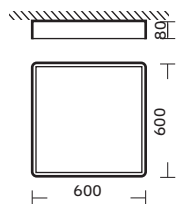
 **7048**



230V|50HZ _ IP40



power / flow	code	code
LED 30W - 4200 lm	—	7049.310.xAL
LED 34,4W - 5000 lm	7048.408.xOL	—
LED 40W - 5600 lm	—	7049.410.xAL
T5 3x14W	—	7049.314.xAL
T5 3x24W	—	7049.324.xAL
T5 4x14W	7048.414.xOL	7049.414.xAL
T5 4x24W	7048.424.xOL	7049.424.xAL



7048

◇ Opalino
 Opaline
 Opal
 Opaline



7049


◇ Alumínio
 Aluminium
 Aluminium
 Aluminium

IP20

□ Branco / White
 Blanco / Blanc ■ Cinza / Gray
 Gris / Gris ■ Grafite / Graphite
 Grafito / Graphite ■ Preto / Black
 Negro / Noir

Suspensas

Suspended / Suspendidas / Suspendus



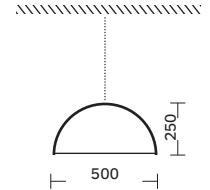
Luminária suspensa em alumínio.
Suspended luminaire in aluminium.
Luminaria suspendida en aluminio.
Luminaire suspendu en aluminium.

5005

230V|50HZ _ IP20



Power/Flow	code
LED 18W - 2800 lm	5005.118.xXL
LED 29W - 4000 lm	5005.129.xXL
MAX 60W	5005.100.xXX



Branco / White
Blanco / Blanc
 Cinza / Gray
Gris / Gris
 Grafite / Graphite
Grafito / Graphite
 Preto / Black
Negro / Noir
 RAL sob consulta / RAL on request
RAL bajo consulta / RAL sur demande



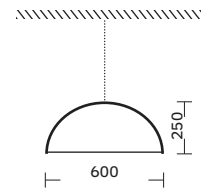
Luminária suspensa em alumínio.
Suspended luminaire in aluminium.
Luminaria suspendida en aluminio.
Luminaire suspendu en aluminium.

5505

230V|50HZ _ IP20



Power/Flow	code
LED 16W - 2900 lm	5505.116.xXL
LED 25W - 4000 lm	5505.125.xXL
MAX 60W	5505.100.xXX



Branco / White
Blanco / Blanc
 Cinza / Gray
Gris / Gris
 Grafite / Graphite
Grafito / Graphite
 Preto / Black
Negro / Noir
 RAL sob consulta / RAL on request
RAL bajo consulta / RAL sur demande

5532 5533

Corpo em alumínio extrudido, revestido a epóxi poliéster com cabo de suspensão em tecido. Distribuição de luz direta. Sistema combinado com LED driver remoto.

Extruded aluminum body, coated in epoxy polyester with fabric suspension cable. Direct light distribution. System combined with remote LED driver.

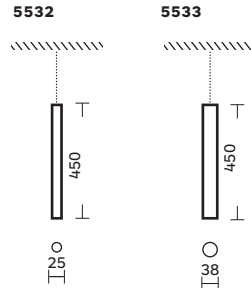
Cuerpo en aluminio extruido, revestido a epoxi poliéster con cable de suspensión en tejido. Distribución de luz directa. Sistema combinado con driver LED remoto.

Corps en aluminium extrudé, enduit d'époxy polyester avec câble de suspension en tissu. Distribution d'éclairage directe. Système combiné avec driver LED distant.


230V|50HZ _ IP20



power / flow	code
2.5W - 250 lm	5532.102.xXL
3.5W - 485 lm	5533.103.xXL



Branco / White / Blanco / Blanc
 Cinza / Gray / Gris / Gris
 Grafite / Graphite / Grafito / Graphite
 Preto / Black / Negro / Noir
 RAL sob consulta / RAL on request / RAL bajo consulta / RAL sur demande



5008 5009

Luminária suspensa em alumínio.

Suspended luminaire in aluminium.

Luminaria suspendida en aluminio.

Luminaire suspendu en aluminium.

5508:

230V|50HZ _ IP20

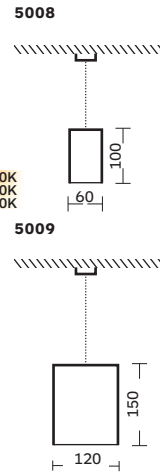


5509:

230V|50HZ _ IP20



power / flow	code	code
GU10 LED 4W	5008.104.xXL	—
GU10 LED 5W	5008.105.xXL	—
GU10	5008.100.xXX	5009.100.xXX
AR111 LED 10W	—	5009.110.xXL
AR111 LED 15W	—	5009.115.xXL
GU10 LED 16W	—	5009.116.xXL
G53 AR111 - 50W	—	5009.150.xXL



Branco / White / Blanco / Blanc
 Cinza / Gray / Gris / Gris
 Grafite / Graphite / Grafito / Graphite
 Preto / Black / Negro / Noir
 RAL sob consulta / RAL on request / RAL bajo consulta / RAL sur demande



5508 5509

Luminária suspensa em alumínio.

Suspended luminaire in aluminium.

Luminaria suspendida en aluminio.

Luminaire suspendu en aluminium.

5508:

230V|50HZ _ IP20

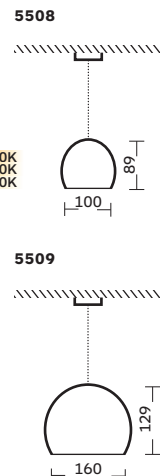


5509:

230V|50HZ _ IP20




power / flow	code	code
GU10 LED 4W	5508.104.xXL	—
GU10 LED 5W	5508.105.xXL	—
GU10	5508.100.xXX	5509.100.xXX
AR111 LED 10W	—	5509.110.xXL
AR111 LED 15W	—	5509.115.xXL
GU10 LED 16W	—	5509.116.xXL
G53 AR111 - 50W	—	5509.150.xXL



Branco / White / Blanco / Blanc
 Cinza / Gray / Gris / Gris
 Grafite / Graphite / Grafito / Graphite
 Preto / Black / Negro / Noir
 RAL sob consulta / RAL on request / RAL bajo consulta / RAL sur demande





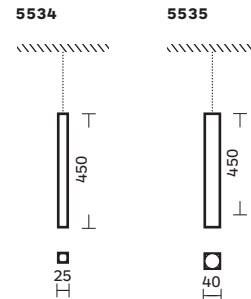
Corpo em alumínio extrudado, revestido a epóxi poliéster com cabo de suspensão em tecido. Distribuição de luz direta. Sistema combinado com LED driver remoto. Extruded aluminum body, coated in epoxy polyester with fabric suspension cable. Direct light distribution. System combined with remote LED driver. Cuerpo en aluminio extruido, revestido a epoxi poliéster con cable de suspensión en tejido. Distribución de luz directa. Sistema combinado con driver LED remoto. Corps en aluminium extrudé, enduit d'époxy polyester avec câble de suspension en tissu. Distribution d'éclairage directe. Système combiné avec driver LED distant.

5534 5535

230V|50HZ _ IP20



Power/Flow	code
2,5W - 250 lm	5534.102.xXL
3,5W - 485 lm	5535.103.xXL



Branco / White / Blanco / Blanc
 Cinza / Gray / Gris / Gris
 Grafite / Graphite / Grafito / Graphite
 Preto / Black / Negro / Noir
 RAL sob consulta / RAL on request / RAL bajo consulta / RAL sur demande



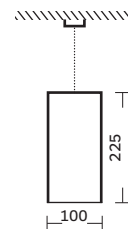
Suspensão em alumínio e policarbonato. Suspension in aluminium and polycarbonate. Suspensión en aluminio y policarbonato. Suspension en aluminium et polycarbonate.

5503

230V|50HZ _ IP44



Power/Flow	code
MAX 60W	5503.100.xOX



Branco / White / Blanco / Blanc
 Cinza / Gray / Gris / Gris
 Grafite / Graphite / Grafito / Graphite
 Preto / Black / Negro / Noir
 Opalino / Opaline / Opal / Opaline

Projectores e Calhas

Projectors and rails
Proyectores y raíles
Projecteurs et rails

Interior

Indoor
Interior
Intérieur



5080

Projetor orientável para aplicação em calha, base saliente ou encastrada.
 Orientable projector for rail application, with surface or recessed base.
 Proyector orientable para aplicación en rail, con base superficie o empotrada.
 Projecteur orientable pour application dans un rail, avec base saillante ou encastrée.

230V|50HZ _ IP20



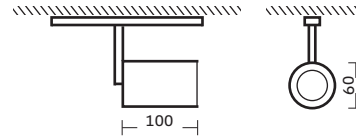
6280



6580



Power/Flow	code	code	code
GU10 LED 4W	5080.104.xXL	6280.104.xXL	6580.104.xXL
GU10 LED 5W	5080.105.xXL	6280.105.xXL	6580.105.xXL
GU10	5080.100.xXX	6280.100.xXX	6580.100.xXX
COB LED 10W - 1200 lm	5080.110.xXL	6280.110.xXL	6580.110.xXL



- Branco / White
Blanco / Blanc
- Cinza / Gray
Gris / Gris
- Grafite / Graphite
Grafito / Graphite
- Preto / Black
Negro / Noir



5081

Projetor orientável para aplicação em calha, base saliente ou encastrada.
 Orientable projector for rail application, with surface or recessed base.
 Proyector orientable para aplicación en rail, con base superficie o empotrada.
 Projecteur orientable pour application dans un rail, avec base saillante ou encastrée.

230V|50HZ _ IP20



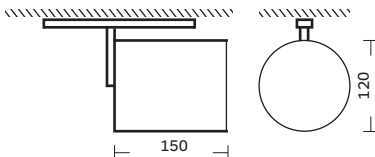
6281/1281



6581/1581



Power/Flow	code	code	code
GU10	5081.100.xXX	6281.100.xXX	6581.100.xXX
GU10 AR111 LED 16W	5081.116.xXL	6281.116.xXL	6581.116.xXL
G53 AR111 50W	5081.150.xXL	1281.150.xXL	1581.150.xXL
G53 AR111 LED 10W	5081.110.xXL	1281.110.xXL	1581.110.xXL
G53 AR111 LED 15W	5081.115.xXL	1281.115.xXL	1581.115.xXL
CDM-R111 35W	5081.135.xXL	6281.135.xXL	6581.135.xXL
COB LED 12.5W - 1100 lm	5081.112.xXL	6281.112.xXL	6581.112.xXL
COB LED 22W - 2000 lm	5081.122.xXL	6281.122.xXL	6581.122.xXL
COB LED 27W - 3000 lm	5081.127.xXL	6281.127.xXL	6581.127.xXL



- Branco / White
Blanco / Blanc
- Cinza / Gray
Gris / Gris
- Grafite / Graphite
Grafito / Graphite
- Preto / Black
Negro / Noir



5088

Projektor orientável para aplicação em calha, base saliente ou encastrada.
 Orientable projector for rail application, with surface or recessed base.
 Projector orientable para aplicación en rail, con base superficie o empotrada.
 Projecteur orientable pour application dans un rail, avec base saillante ou encastrée.

230V/50HZ _ IP20



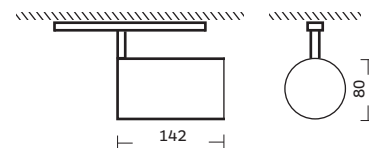
6288



6588



Power/Flow	code	code	code
COB LED 12.5W – 1100lm	5088.112.xXL	6288.112.xXL	6588.112.xXL
COB LED 22W – 2000lm	5088.122.xXL	6288.122.xXL	6588.122.xXL
COB LED 27W – 3000lm	5088.127.xXL	6288.127.xXL	6588.127.xXL



- Branco / White
 Blanco / Blanc
- Cinza / Gray
 Gris / Gris
- Grafite / Graphite
 Grafito / Graphite
- Preto / Black
 Negro / Noir

5085

Projektor orientável para aplicação em calha, base saliente ou encastrada.
 Orientable projector for rail application, with surface or recessed base.
 Projector orientable para aplicación en rail, con base superficie o empotrada.
 Projecteur orientable pour application dans un rail, avec base saillante ou encastrée.

230V/50HZ _ IP20



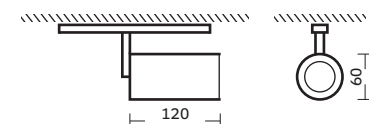
6285



6585



Power/Flow	code	code	code
GU10 LED 4W	5085.104.xXL	6285.104.xXL	6585.104.xXL
GU10 LED 5W	5085.105.xXL	6285.105.xXL	6585.105.xXL
GU10	5085.100.xXX	6285.100.xXX	6585.100.xXX



- Branco / White
 Blanco / Blanc
- Cinza / Gray
 Gris / Gris
- Preto / Black
 Negro / Noir

5086

Projektor orientável para aplicação em calha, base saliente ou encastrada.
 Orientable projector for rail application, with surface or recessed base.
 Proyector orientable para aplicación en rail, con base superficie o empotrada.
 Projecteur orientable pour application dans un rail, avec base saillante ou encastrée.

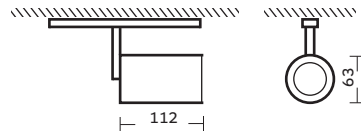
230V|50HZ _ IP20



6286



6586



Power/Flow	code	code	code
COB LED 8W - 500 lm	5086.108.xTL	6286.108.xTL	6586.108.xTL

Branco / White
 Blanco / Blanc
 Cinza / Gray
 Gris / Gris
 Preto / Black
 Negro / Noir
 Transparente / Transparent
 Transparente / Transparent



5087

Projektor orientável para aplicação em calha, base saliente ou encastrada.
 Orientable projector for rail application, with surface or recessed base.
 Proyector orientable para aplicación en rail, con base superficie o empotrada.
 Projecteur orientable pour application dans un rail, avec base saillante ou encastrée.

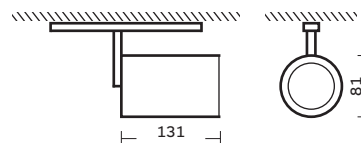
230V|50HZ _ IP20



6287



6587



Power/Flow	code	code	code
COB LED 15W - 1100 lm	5087.108.xTL	6287.115.xTL	6587.115.xTL

Branco / White
 Blanco / Blanc
 Cinza / Gray
 Gris / Gris
 Preto / Black
 Negro / Noir
 Transparente / Transparent
 Transparente / Transparent



5082

Projektor orientável para aplicação em calha, base saliente ou encastrada.
 Orientable projector for rail application, with surface or recessed base.
 Projector orientable para aplicación en rail, con base superficie o empotrada.
 Projecteur orientable pour application dans un rail, avec base saillante ou encastrée.

230V|50HZ _ IP20



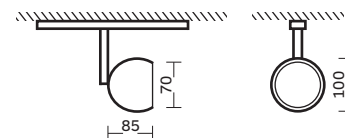
6282



6582



Power/Flow	code	code	code
GU10 LED 4W	5082.104.xXL	6282.104.xXL	6582.104.xXL
GU10 LED 5W	5082.105.xXL	6282.105.xXL	6582.105.xXL
GU10	5082.100.xXX	6282.100.xXX	6582.100.xXX



Branco / White
Blanco / Blanc

Cinza / Gray
Gris / Gris

Grafite / Graphite
Grafito / Graphite

Preto / Black
Negro / Noir

5083

Projektor orientável para aplicação em calha, base saliente ou encastrada.
 Orientable projector for rail application, with surface or recessed base.
 Projector orientable para aplicación en rail, con base superficie o empotrada.
 Projecteur orientable pour application dans un rail, avec base saillante ou encastrée.

230V|50HZ _ IP20



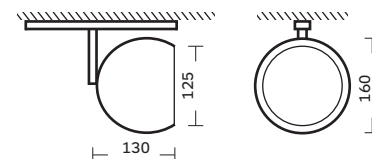
6283/1283



6583/1583



Power/Flow	code	code	code
GU10	5083.100.xXX	6283.100.xXX	6583.100.xXX
GU10 LED 16W	5083.116.xXL	6283.116.xXL	6583.116.xXL
G53 AR111 50W	5083.150.xXL	1283.150.xXL	1583.150.xXL
G53 AR111 LED 10W	5083.110.xXL	1283.110.xXL	1583.110.xXL
G53 AR111 LED 15W	5083.115.xXL	1283.115.xXL	1583.115.xXL
CDM - R111 35W	5083.135.xXL	6283.135.xXL	6583.135.xXL



Branco / White
Blanco / Blanc

Cinza / Gray
Gris / Gris

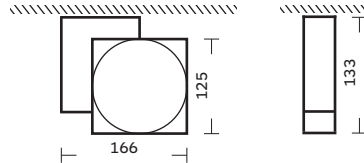

Grafite / Graphite
Grafito / Graphite

Preto / Black
Negro / Noir

5099 1099

Projektor orientável para aplicação em calha ou base saliente.
Orientable projector for rail application or with surface base.
Projector orientable para aplicación en rail o con base superficie.
Projecteur orientable pour application dans un rail ou avec base saillante.

230V|50HZ _ IP20



Power/Flow	code	code
AR111 LED 10W	5099.110.xXL	1099.110.xXL
MAX 50W	5099.150.xXL	1099.150.xXL

1099

Branco / White
Blanco / Blanc

Cinza / Gray
Gris / Gris



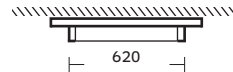
5097

Projektor para aplicação em calha trifásica.
Three-phase track projector.
Projector para uso en rail trifásico.
Projecteur à utiliser dans le rail triphasé.

230V|50HZ _ IP20



Power/Flow	code	code
LED 14W - 2200 lm	5097.061.4TL	5097.061.4FL



Transparente / Transparent
Transparente / Transparent

Fosco / Frosted
Mate / Givré



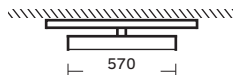
5098

Projektor para aplicação em calha trifásica.
Three-phase track projector.
Projector para uso en rail trifásico.
Projecteur à utiliser dans le rail triphasé.

230V|50HZ _ IP20



Power/Flow	code
LED 14W - 2200 lm	5098.057.xOL



Branco / White
Blanco / Blanc

Cinza Satinado / Satin Gray
Gris Satinado / Gris Satin

Escovado / Brushed
Cepillado / Brossé

Grafite / Graphite
Grafito / Graphite

Preto / Black
Negro / Noir

RAL sob consulta / RAL on request
RAL bajo consulta / RAL sur demande

Opalino / Opaline
Opal / Opaline





5084.S

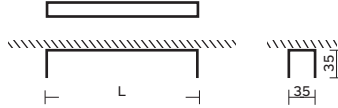


Calha saliente ou suspensa.
Surface mounted or suspended rail.
Rail saillant o suspendida.
Rail saillant ou suspendu.

230V|50HZ _ IP20



L (mm)	code
1000	5084.S10.xXX
2000	5084.S20.xXX
3000	5084.S30.xXX



Branco / White
Blanco / Blanc

Cinza / Gray
Gris / Gris

Preto / Black
Negro / Noir

5084.E

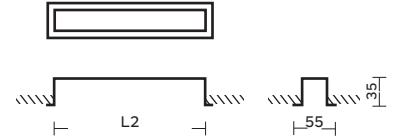


Calha de encastrar em teto falso.
False ceiling recessed rail.
Rail empotrable en techo falso.
Rail encastré dans faux plafond.

230V|50HZ _ IP20



L (mm)	code
1000	5084.E10.xXX
2000	5084.E20.xXX
3000	5084.E30.xXX



Branco / White
Blanco / Blanc

Cinza / Gray
Gris / Gris

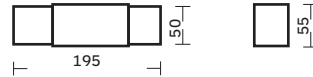
Preto / Black
Negro / Noir

5084.ALC



Alimentação central.
Central power.
Alimentación central.
Alimentation centrale.

code
5084.ALC.xXX



Branco / White
Blanco / Blanc

Cinza / Gray
Gris / Gris

Preto / Black
Negro / Noir

5084.UNE



União elétrica.
Electrical union.
Unión eléctrica.
Union électrique.

code
5084.UNE.xXX



Branco / White
Blanco / Blanc

Cinza / Gray
Gris / Gris

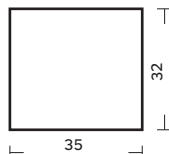
Preto / Black
Negro / Noir

5084.TOR



Topo remate.
Abutment.
Top de remate.
Haut coup.

code
5084.TOR.xXX



Branco / White
Blanco / Blanc

Cinza / Gray
Gris / Gris

Preto / Black
Negro / Noir

5084.ALI



Alimentador.
Feeder.
Alimentador.
Chargeur.

Ranhura de polaridade.
Polarity groove.
Ranura de polaridad.
Rainure de polarite.



code **saliente**
surface saliente saillant

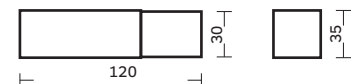
5084.ASD.xXX dir. / right / derecha / droite

5084.ASE.xXX esq. / left / izquierda / gauche

code **encastrado**
recessed empotrado encastré

5084.AED.xXX dir. / right / derecha / droite

5084.AEE.xXX esq. / left / izquierda / gauche



Branco / White
Blanco / Blanc

Cinza / Gray
Gris / Gris

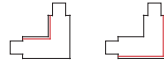
Preto / Black
Negro / Noir

5084.UNL

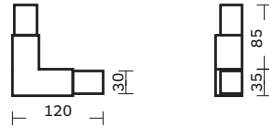


União L.
L connector.
Conexión en L.
Jonction en L.

Ranhura de polaridade.
Polarity slot.
Ranura de polaridad.
Rainure de polarite.



code	
5084.ULD.xXX	dir. / right / derecha / droite
5084.ULE.xXX	esq. / left / izquierda / gauche



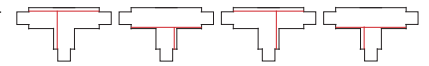
- Branco / White
Blanco / Blanc
- Cinza / Gray
Gris / Gris
- Preto / Black
Negro / Noir

5084.UNT

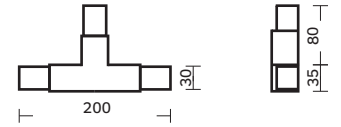


União T.
T connector.
Conexión en T.
Jonction en T.

Ranhura de polaridade.
Polarity slot.
Ranura de polaridad.
Rainure de polarite.



code	
5084.UTD.xXX	dir. / right / derecha / droite
5084.UTE.xXX	esq. / left / izquierda / gauche



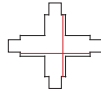
- Branco / White
Blanco / Blanc
- Cinza / Gray
Gris / Gris
- Preto / Black
Negro / Noir

5084.UNX

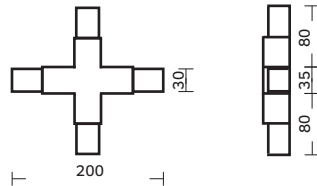


União X.
TXconnector.
Conexión en X.
Jonction en X.

Ranhura de polaridade.
Polarity slot.
Ranura de polaridad.
Rainure de polarite.



code
5084.UNX.xXX



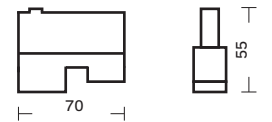
- Branco / White
Blanco / Blanc
- Cinza / Gray
Gris / Gris
- Preto / Black
Negro / Noir

5084.MUA



Multi-adaptador.
Multi-adapter.
Multi-adaptador.
Multi-adaptateur.

code
5084.MUA.xXX



- Branco / White
Blanco / Blanc
- Cinza / Gray
Gris / Gris
- Preto / Black
Negro / Noir

5084.COS



Conjunto de suspensão.
Suspension set.
Conjunto de suspensión.
Jeu de suspension.

code
5084.COS.xXX

- Branco / White
Blanco / Blanc
- Cinza / Gray
Gris / Gris
- Preto / Black
Negro / Noir
- Escovado / Brushed
Cepillado / Brossé

5084.FLO



Florão redondo com alimentação.
Round fleuron with power.
Florón ronda con alimentación.
Crocket rond avec alimentation.

code
5084.FLO.xXX

- Branco / White
Blanco / Blanc
- Cinza / Gray
Gris / Gris
- Preto / Black
Negro / Noir

Downlights

Downlights

Downlights

Downlights

Interior

Indoor

Interior

Intérieur



Encastrar sem aba

Recessed trimless / Empotrada sin marco / Encastré sans cadre





6074/1094

Luminária em alumínio pintado. Orientável.

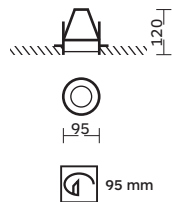
Painted aluminium luminaire. Orientable.

Luminaria en aluminio pintado. Orientable.

Luminaire en aluminium peint. Orientable.



Power/Flow	code
GU5.3	1094.100.XXX
GU10	6074.100.XXX
GU10 LED 4W	6074.104.XXL
GU10 LED 5W	6074.105.XXL
COB LED - 600 lm	6074.060.XXL
COB LED - 1100 lm	6074.110.XXL



- Branco / White
Blanco / Blanc
- Cinza / Gray
Gris / Gris
- Grafite / Graphite
Grafito / Graphite
- Preto / Black
Negro / Noir



6075/1095

Luminária em alumínio pintado. Orientável.

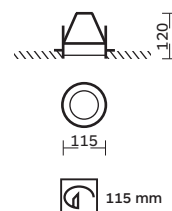
Painted aluminium luminaire. Orientable.

Luminaria en aluminio pintado. Orientable.

Luminaire en aluminium peint. Orientable.



Power/Flow	code
GU5.3	1095.100.XXX
GU10	6075.100.XXX
GU10 LED 4W	6075.104.XXL
GU10 LED 5W	6075.105.XXL



- Branco / White
Blanco / Blanc
- Cinza / Gray
Gris / Gris
- Grafite / Graphite
Grafito / Graphite
- Preto / Black
Negro / Noir

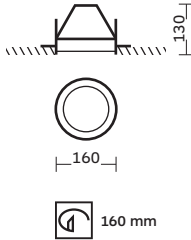


6196/1096

Luminária em alumínio pintado. Orientável.
Painted aluminium luminaire. Orientable.
Luminaria en aluminio pintado. Orientable.
Luminaire en aluminium peint. Orientable.



		12V _ IP20	230V 50HZ _ IP20	
				LED 2700K 3000K 4000K



Power/Flow	code
G53	1096.100.xXX
GU10	6196.100.xXX
GU10 LED 16W	6196.116.xXL

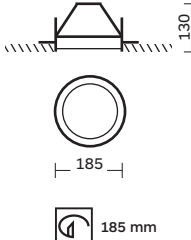
- Branco / White
Blanco / Blanc
- Cinza / Gray
Gris / Gris
- Grafite / Graphite
Grafito / Graphite
- Preto / Black
Negro / Noir

6197/1097

Luminária em alumínio. Orientável.
Aluminium luminaire. Orientable.
Luminaria en aluminio. Orientable.
Luminaire en aluminium. Orientable.



		12V _ IP20	230V 50HZ _ IP20	
				LED 2700K 3000K 4000K



Power/Flow	code
G53	1097.100.xXX
GU10	6197.100.xXX
GU10 LED 16W	6197.116.xXL

- Branco / White
Blanco / Blanc
- Cinza / Gray
Gris / Gris
- Grafite / Graphite
Grafito / Graphite
- Preto / Black
Negro / Noir



Corpo em chapa de aço galvanizado pintado. Orientável.

Galvanized steel plate body, painted. Orientable.

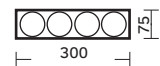
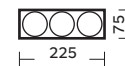
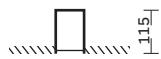
Cuerpo en chapa de acero galvanizado. Orientable.

Corps en tôle d'acier galvanisé peint. Orientable.


 **6080**




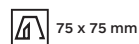
230V|50HZ _ IP20




Power/Flow	code	code	code	code
GU10	6080.100.xXX	.200.xXX	.300.xXX	.400.xXX
GU10 LED 4W	6080.104.xXL	.204.xXL	.304.xXL	.404.xXL
GU10 LED 5W	6080.105.xXL	.205.xXL	.305.xXL	.405.xXL




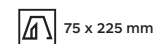
.100



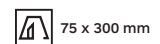
.200



.300



.400



Branco / White
 Blanco / Blanc
 Cinza / Gray
 Gris / Gris
 Grafite / Graphite
 Grafito / Graphite
 Preto / Black
 Negro / Noir

6037

Corpo em chapa de aço galvanizado pintado. Orientável.




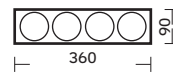
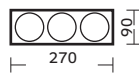
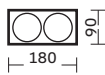
Galvanized steel plate body, painted. Orientable.

Cuerpo en chapa de acero galvanizado. Orientable.

Corps en tôle d'acier galvanisé peint. Orientable

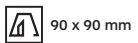


230V|50HZ _ IP20

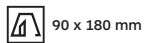


Power/Flow	code	code	code	code
GU10	6037.100.xXX	.200xXX	.300xXX	.400xXX
GU10 LED 4W	6037.104.xXL	.204xXL	.304xXL	.404xXL
GU10 LED 5W	6037.105.xXL	.205xXL	.305xXL	.405xXL
COB LED - 600 lm	6037.060.xXL	.120xXL	.180xXL	.240xXL
COB LED - 1100 lm	6037.110.xXL	.220xXL	.330xXL	.440xXL

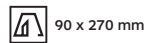
.100



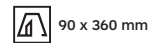
.200



.300



.400



Branco / White
 Blanco / Blanc
 Cinza / Gray
 Gris / Gris
 Grafite / Graphite
 Grafito / Graphite
 Preto / Black
 Negro / Noir

Encastrar com aba

Recessed trim / Empotrada con marco / Encastré avec cadre





6081/1081



Aro em aço inox escovado ou pintado. Corpo em chapa de aço galvanizado pintado.

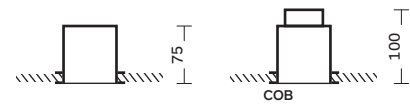
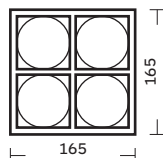
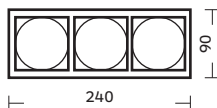
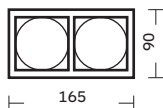
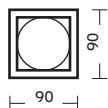
Trim in stainless steel, brushed or painted. Galvanized steel plate body, painted.

Aro en acero inoxidable cepillado o pintado. Cuerpo en chapa de acero galvanizado pintado.

Collettere in acciaio inossidabile, brossé ou peint. Corps en tôle d'acier galvanisé peint.



IP20 _ 12V | 230V|50HZ



Power/Flow	code	code	code	code
GU5.3	1081.100.XXX	.200.XXX	.300.XXX	.400.XXX
GU10	6081.100.XXX	.200.XXX	.300.XXX	.400.XXX
GU10 LED 4W	6081.104.XXL	.204.XXL	.304.XXL	.404.XXL
GU10 LED 5W	6081.105.XXL	.205.XXL	.305.XXL	.405.XXL
COB LED - 600 lm	6081.060.XXL	.120.XXL	.180.XXL	.240.XXL
COB LED - 1100 lm	6081.110.XXL	.220.XXL	.330.XXL	.440.XXL

.100

75 x 75 mm

.200

75 x 150 mm

.300

75 x 225 mm

.400

150 x 150 mm

Branco / White / Blanc
 Cinza / Gray / Gris
 Grafite / Graphite / Grafito / Graphite
 Inox / Stainless steel / Inoxidable / Inoxydable
 Preto / Black / Negro / Noir
 RAL sob consulta / RAL on request / RAL bajo consulta / RAL sur demande

6008/1008



Aro em aço inox escovado ou pintado. Corpo em chapa de aço galvanizado pintado. Orientável.


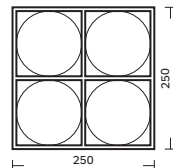
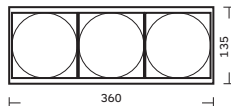
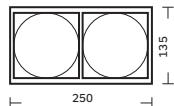
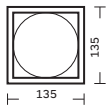
Trim in stainless steel, brushed or painted. Galvanized steel plate body, painted. Orientable.

Aro en acero inoxidable cepillado o pintado. Cuerpo en chapa de acero galvanizado pintado. Orientable.

Collerette en acier inoxydable, brossé ou peint. Corps en tôle d'acier galvanisé peint. Orientable.



IP20 _ 12V | 230V|50HZ



.100

120 x 120 mm

.200

235 x 120 mm

.300

345 x 120 mm

.400

235 x 235 mm

Power/Flow	code
GU5.3	1008.100.xXX
GU10	6008.100.xXX
GU10 LED 4W	6008.104.xXL
GU10 LED 5W	6008.105.xXL
COB LED – 600 lm	6008.060.xXL
COB LED – 1100 lm	6008.110.xXL
2xGU5.3	1008.200.xXX
2xGU10	6008.200.xXX
GU10 LED 2x4W	6008.204.xXL
GU10 LED 2x5W	6008.205.xXL
COB LED – 2x600 lm	6008.120.xXL
COB LED – 2x1100 lm	6008.220.xXL
3xGU5.3	1008.300.xXX
3xGU10	6008.300.xXX
GU10 LED 3x4W	6008.304.xXL
GU10 LED 3x5W	6008.305.xXL
COB LED – 3x600 lm	6008.180.xXL
COB LED – 3x1100 lm	6008.330.xXL
4xGU5.3	1008.400.xXX
4xGU10	6008.400.xXX
GU10 LED 4x4W	6008.404.xXL
GU10 LED 4x5W	6008.405.xXL
COB LED – 4x600 lm	6008.240.xXL
COB LED – 4x1100 lm	6008.440.xXL

Branco / White / Blanc
 Cinza / Gray / Gris
 Grafite / Graphite / Grafito / Graphite
 Inox / Stainless steel / Inoxidable / Inoxydable
 Preto / Black / Negro / Noir
 RAL sob consulta / RAL on request / RAL bajo consulta / RAL sur demande


6107/1007



Aro em aço inox escovado ou pintado. Corpo em chapa de aço galvanizado pintado. Orientável.
 Trim in stainless steel in brushed or painted. Body in painted galvanized steel plate. Orientable.
 Aro en acero inoxidable cepillado o pintado. Cuerpo en chapa de acero galvanizado pintado. Orientable.
 Collettere en acier inoxydable brossé ou peint. Corps en tôle d'acier galvanisé peint. Orientable.



IP20 _ 12V | 230V|50HZ



Power/Flow	code	code	code	code
G53	1007.100.xxx	.200.xxx	.300.xxx	.400.xxx
GU10	6107.100.xxx	.200.xxx	.300.xxx	.400.xxx
GU10 LED 16W	6107.116.xXL	.216.xXL	.316.xXL	.416.xXL

.100

.200

.300

.400

170 x 170 mm

320 x 170 mm

470 x 170 mm

620 x 170 mm

Branco / White / Blanc
 Cinza / Gray / Gris
 Grafite / Graphite / Graphite
 Inox / Stainless steel / Inoxidable / Inoxydable
 Preto / Black / Negro / Noir
 RAL sob consulta / RAL on request / RAL bajo consulta / RAL sur demande

6053/1053



Luminária em alumínio escovado ou pintado. Orientável.


Brushed or painted aluminium luminaire. Orientable.

Luminaria en aluminio cepillado o pintado. Orientable.


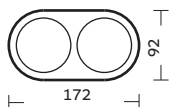
Luminaire en aluminium brossé ou peint. Orientable.



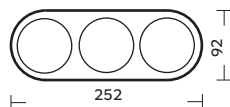
IP20 _ 12V | 230V|50HZ



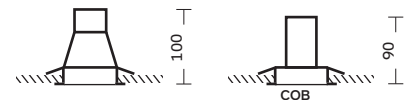
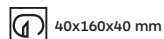
6053
1053



6054.200
1054.200



6054.300
1054.300




Power/Flow	code	code	code
GU5.3	1053.100.xxx	1054.200.xxx	1054.300.xxx
GU10	6053.100.xxx	6054.200.xxx	6054.300.xxx
GU10 LED 4W	6053.104.xXL	6054.204.xXL	6054.304.xXL
GU10 LED 5W	6053.105.xXL	6054.205.xXL	6054.305.xXL
COB LED – 600 lm	6053.060.xXL	6054.120.xXL	6054.180.xXL
COB LED – 1100 lm	6053.110.xXL	6054.220.xXL	6054.330.xXL

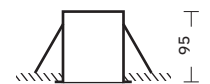
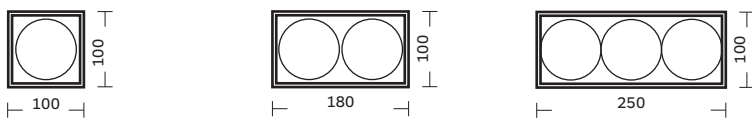
Branco / White / Blanco / Blanc
 Cinza / Gray / Gris / Gris
 Grafite / Graphite / Grafito / Graphite
 Escovado / Brushed / Cepillado / Brossé
 Preto / Black / Negro / Noir

6055/1080

Luminária em alumínio escovado. Orientável.
 Brushed aluminium luminaire. Orientable.
 Luminaria en aluminio cepillado. Orientable.
 Luminaire en aluminium brossé. Orientable.



IP20 _ 12V | 230V|50HZ



Power/Flow	code	code	code
GU5.3	1080.100.xxx	1080.200.xxx	1080.300.xxx
GU10	6055.100.xxx	6055.200.xxx	6055.300.xxx
GU10 LED 4W	6055.104.xXL	6055.204.xXL	6055.304.xXL
GU10 LED 5W	6055.105.xXL	6055.205.xXL	6055.305.xXL


.100

.200

.300

 88 x 88 mm

 168 x 88 mm

 241 x 88 mm

Branco / White
Blanco / Blanc

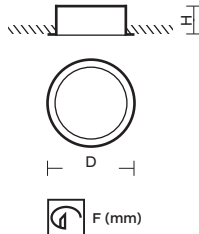

Escovado / Brushed
Cepillado / Brossé



1501

Luminária LED em alumínio pintado. Driver incluído.
Painted aluminium LED luminaire. Driver included
Luminaria LED en aluminio pintado. Driver incluido.
Luminaire LED en aluminium peint. Driver inclus.

230V|50HZ _ IP44



D (mm)	H (mm)	F (mm)	Power/Flow	code
87	38	77	LED 3,1W - 420lm	1501.087.xFL
115	41	105	LED 7,5W - 1000lm	1501.115.xFL
140	47	130	LED 15W - 1650lm	1501.140.xFL
170	47	160	LED 20W - 2500lm	1501.170.xFL
220	46	210	LED 25W - 3000lm	1501.220.xFL

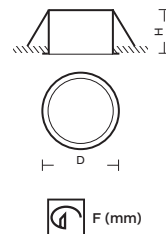
□ Branco / White / Blanco / Blanc ■ Cinza / Gray / Gris / Gris ■ Grafite / Graphite / Grafito / Graphite ■ Preto / Black / Negro / Noir ■ RAL sob consulta / RAL on request / RAL bajo consulta / RAL sur demande ◇ Fosco / Frosted / Mate / Givré



1503

Aro em alumínio pintado ou aço inox escovado.
Painted aluminum or brushed stainless steel rim.
Aro en aluminio pintado o acero inoxidable cepillado.
Cadre en aluminium peint ou acier inoxydable brossé.

230V|50HZ _ IP44



D (mm)	H (mm)	F (mm)	Power/Flow	code
135	80	115	LED PHILIPS 13W-1000lm	1503.113.xFL
185	90	165	LED PHILIPS 26W-2000lm	1503.126.xFL

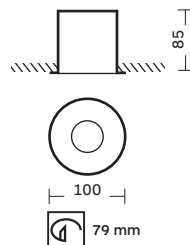

□ Branco / White / Blanco / Blanc ■ Cinza / Gray / Gris / Gris ■ Grafite / Graphite / Grafito / Graphite ■ Preto / Black / Negro / Noir ■ Inox / Stainless steel / Inoxidável / Inoxydable ■ RAL sob consulta / RAL on request / RAL bajo consulta / RAL sur demande ◇ Fosco / Frosted / Mate / Givré



1502

Luminária LED em alumínio pintado. Driver incluído.
Painted aluminium LED luminaire. Driver included
Luminaria LED en aluminio pintado. Driver incluido.
Luminaire LED en aluminium peint. Driver inclus.

230V|50HZ _ IP54



Power/Flow	code
COB LED 10W - 1200lm	1502.110.xTL

□ Branco / White / Blanco / Blanc ■ Cinza / Gray / Gris / Gris ■ Grafite / Graphite / Grafito / Graphite ■ Preto / Black / Negro / Noir ■ RAL sob consulta / RAL on request / RAL bajo consulta / RAL sur demande ◇ Transparente / Transparent / Transparente / Transparent





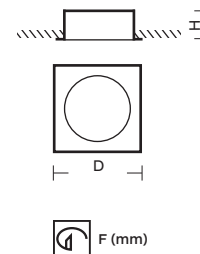
Luminária LED em alumínio pintado. Driver incluído.
 Painted aluminium LED luminaire. Driver included
 Luminaria LED en aluminio pintado. Driver incluido.
 Luminaire LED en aluminium peint. Driver inclus.

1511

230V|50HZ _ IP44



D (mm)	H (mm)	F (mm)	Power/Flow	code
87	38	77	LED 3,1W - 420lm	1511.087.xFL
115	41	105	LED 7,5W - 1000lm	1511.115.xFL
140	47	130	LED 15W - 1650lm	1511.140.xFL
170	47	160	LED 20W - 2500lm	1511.170.xFL
220	46	210	LED 25W - 3000lm	1511.220.xFL




Branco / White / Blanco / Blanc Cinza / Gray / Gris / Gris Grafite / Graphite / Grafito / Graphite Preto / Black / Negro / Noir RAL sob consulta / RAL on request / RAL bajo consulta / RAL sur demande Fosco / Frosted / Mate / Givre



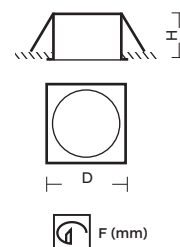
Aro em alumínio pintado ou aço inox escovado.
 Painted aluminum or brushed stainless steel rim.
 Aro en aluminio pintado o acero inoxidable cepillado.
 Cadre en aluminium peint ou acier inoxydable brossé.

1504

230V|50HZ _ IP44



L1 (mm)	H (mm)	F (mm)	Power/Flow	code
135	80	115	LED PHILIPS 13W-1000lm	1504.113.xFL
185	90	165	LED PHILIPS 26W-2000lm	1504.126.xFL



Branco / White / Blanco / Blanc Cinza / Gray / Gris / Gris Grafite / Graphite / Grafito / Graphite Preto / Black / Negro / Noir Inox / Stainless steel / Inoxidable / Inoxydable RAL sob consulta / RAL on request / RAL bajo consulta / RAL sur demande Fosco / Frosted / Mate / Givre



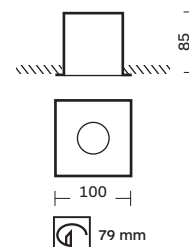
Luminária LED em alumínio pintado. Driver incluído.
 Painted aluminium LED luminaire. Driver included
 Luminaria LED en aluminio pintado. Driver incluido.
 Luminaire LED en aluminium peint. Driver inclus.

1512

230V|50HZ _ IP54



Power/Flow	code
COB LED 10W - 1200lm	1512.110.xTL



Branco / White / Blanco / Blanc Cinza / Gray / Gris / Gris Grafite / Graphite / Grafito / Graphite Preto / Black / Negro / Noir RAL sob consulta / RAL on request / RAL bajo consulta / RAL sur demande Transparente / Transparent / Transparente / Transparent

6001 1001

6001v 1001v



- ◇ Transparente / Transparent
Transparente / Transparent
- ◇ Misto / Mixed
Mixto / Mixte
- ◇ Fosco / Frosted
Mate / Givré

IP43

Aro em aço inox escovado ou pintado.
Brushed or painted stainless steel rim.
Aro en acero inoxidable cepillado o pintado.
Jante en acier inoxydable brossé ou peint.

12V IP20 | 230V 50HZ IP20

CE, Energy Star, RoHS, LED, COB LED, 2700K, 3000K, 4000K

Power/Flow	6001/1001 code	6001v/1001v code
GU5.3	1001.100.xXX	1001.100.xVX
GU10	6001.100.xXX	6001.100.xVX
GU10 LED 4W	6001.104.xXL	6001.104.xVL
GU10 LED 5W	6001.105.xXL	6001.105.xVL
COB LED - 600 lm	6001.060.xXL	6001.060.xVL
COB LED - 1100 lm	6001.110.xXL	6001.110.xVL

- Branco / White
Blanco / Blanc
- Cinza / Gray
Gris / Gris
- Grafite / Graphite
Grafito / Graphite
- Preto / Black
Negro / Noir
- Inox / Stainless steel
Inoxidable / Inoxydable
- RAL sob consulta / RAL on request
RAL bajo consulta / RAL sur demande

6002 1002

6002v 1002v



- ◇ Transparente / Transparent
Transparente / Transparent
- ◇ Misto / Mixed
Mixto / Mixte
- ◇ Fosco / Frosted
Mate / Givré

IP43

Aro em aço inox escovado ou pintado.
Brushed or painted stainless steel rim.
Aro en acero inoxidable cepillado o pintado.
Jante en acier inoxydable brossé ou peint.

12V IP20 | 230V 50HZ IP20

CE, Energy Star, RoHS, LED, COB LED, 2700K, 3000K, 4000K

Power/Flow	6002/1002 code	6002v/1002v code
GU5.3	1002.100.xXX	1002.100.xVX
GU10	6002.100.xXX	6002.100.xVX
GU10 LED 4W	6002.104.xXL	6002.104.xVL
GU10 LED 5W	6002.105.xXL	6002.105.xVL
COB LED - 600 lm	6002.060.xXL	6002.060.xVL
COB LED - 1100 lm	6002.110.xXL	6002.110.xVL

- Branco / White
Blanco / Blanc
- Cinza / Gray
Gris / Gris
- Grafite / Graphite
Grafito / Graphite
- Preto / Black
Negro / Noir
- Inox / Stainless steel
Inoxidable / Inoxydable
- RAL sob consulta / RAL on request
RAL bajo consulta / RAL sur demande

6011 1011

6011v 1011v



- ◇ Transparente / Transparent
Transparente / Transparent
- ◇ Misto / Mixed
Mixto / Mixte
- ◇ Fosco / Frosted
Mate / Givré

IP43

Aro em aço inox escovado ou pintado.
Brushed or painted stainless steel rim.
Aro en acero inoxidable cepillado o pintado.
Jante en acier inoxydable brossé ou peint.

12V IP20 | 230V 50HZ IP20

CE, Energy Star, RoHS, LED, COB LED, 2700K, 3000K, 4000K

Power/Flow	6011/1011 code	6011v/1011v code
GU5.3	1011.100.xXX	1011.100.xVX
GU10	6011.100.xXX	6011.100.xVX
GU10 LED 4W	6011.104.xXL	6011.104.xVL
GU10 LED 5W	6011.105.xXL	6011.105.xVL
COB LED - 600 lm	6011.060.xXL	6011.060.xVL
COB LED - 1100 lm	6011.110.xXL	6011.110.xVL

- Branco / White
Blanco / Blanc
- Cinza / Gray
Gris / Gris
- Grafite / Graphite
Grafito / Graphite
- Preto / Black
Negro / Noir
- Inox / Stainless steel
Inoxidable / Inoxydable
- RAL sob consulta / RAL on request
RAL bajo consulta / RAL sur demande

6012 1012

6012v 1012v



- ◇ Transparente / Transparent
Transparente / Transparent
- ◇ Misto / Mixed
Mixto / Mixte
- ◇ Fosco / Frosted
Mate / Givré

IP43

Aro em aço inox escovado ou pintado.
Brushed or painted stainless steel rim.
Aro en acero inoxidable cepillado o pintado.
Jante en acier inoxydable brossé ou peint.

12V IP20 | 230V 50HZ IP20

CE, Energy Star, RoHS, LED, COB LED, 2700K, 3000K, 4000K

Power/Flow	6012/1012 code	6012v/1012v code
GU5.3	1012.100.xXX	1012.100.xVX
GU10	6012.100.xXX	6012.100.xVX
GU10 LED 4W	6012.104.xXL	6012.104.xVL
GU10 LED 5W	6012.105.xXL	6012.105.xVL
COB LED - 600 lm	6012.060.xXL	6012.060.xVL
COB LED - 1100 lm	6012.110.xXL	6012.110.xVL

- Branco / White
Blanco / Blanc
- Cinza / Gray
Gris / Gris
- Grafite / Graphite
Grafito / Graphite
- Preto / Black
Negro / Noir
- Inox / Stainless steel
Inoxidable / Inoxydable
- RAL sob consulta / RAL on request
RAL bajo consulta / RAL sur demande

6041 1041

6051 1051



Luminária em zamac.
Zamak luminaire.
Luminaria en zamac.
Luminaire en zamac.

12V IP20 | **230V IP20** | 50HZ

LED 2700K 3000K 4000K

Power/Flow	code	code
GU5.3	1041.100.xXX	1051.100.xXX
GU10	6041.100.xXX	6051.100.xXX
GU10 LED 4W	6041.104.xXL	6051.104.xXL
GU10 LED 5W	6041.105.xXL	6051.105.xXL
COB LED - 600 lm	6041.060.xXL	6051.060.xXL
COB LED - 1100 lm	6041.110.xXL	6051.110.xXL

COB

93

60

80

60 mm

Branco / White
Blanco / Blanc

Cinza / Gray
Gris / Gris

Grafite / Graphite
Grafito / Graphite

Preto / Black
Negro / Noir

Escovado / Brushed
Cepillado / Brossé

6042 1042

6052 1052



Luminária em zamac. Orientável.
Zamak luminaire. Orientable.
Luminaria en zamac. Orientable.
Luminaire en zamac. Orientable.

12V IP20 | **230V IP20** | 50HZ

LED 2700K 3000K 4000K

Power/Flow	code	code
GU5.3	1042.100.xXX	1052.100.xXX
GU10	6042.100.xXX	6052.100.xXX
GU10 LED 4W	6042.104.xXL	6052.104.xXL
GU10 LED 5W	6042.105.xXL	6052.105.xXL
COB LED - 600 lm	6042.060.xXL	6052.060.xXL
COB LED - 1100 lm	6042.110.xXL	6052.110.xXL

COB

93

65

85

75 mm

Branco / White
Blanco / Blanc

Cinza / Gray
Gris / Gris


Grafite / Graphite
Grafito / Graphite

Preto / Black
Negro / Noir

Escovado / Brushed
Cepillado / Brossé

6021 1021

6025 1025



Luminária em zamac escovado ou pintado.
Luminaire in zamac, brushed or painted.
Luminaria en zamac cepillado o pintado.
Luminaire en zamac, brossé ou peint.

12V IP20 | **230V IP20** | 50HZ

LED 2700K 3000K 4000K

Power/Flow	code	code
GU5.3	1021.100.xXX	1025.100.xVX
GU10	6021.100.xXX	6025.100.xVX
GU10 LED 4W	6021.104.xXL	6025.104.xVL
GU10 LED 5W	6021.105.xXL	6025.105.xVL
COB LED - 600 lm	6021.060.xXL	6025.060.xVL
COB LED - 1100 lm	6021.110.xXL	6025.110.xVL

COB

93

60

80

80

60 mm

Branco / White
Blanco / Blanc

Cinza / Gray
Gris / Gris

Grafite / Graphite
Grafito / Graphite

Preto / Black
Negro / Noir

Escovado / Brushed
Cepillado / Brossé

6022 1022

6026 1026



Luminária em zamac escovado ou pintado.
Luminaire in zamac, brushed or painted.
Luminaria en zamac cepillado o pintado.
Luminaire en zamac, brossé ou peint.

12V IP20 | **230V IP20** | 50HZ

LED 2700K 3000K 4000K

Power/Flow	code	code
GU5.3	1022.100.xXX	1026.100.xVX
GU10	6022.100.xXX	6026.100.xVX
GU10 LED 4W	6022.104.xXL	6026.104.xVL
GU10 LED 5W	6022.105.xXL	6026.105.xVL
COB LED - 600 lm	6022.060.xXL	6026.060.xVL
COB LED - 1100 lm	6022.110.xXL	6026.110.xVL

COB

93

60

85

85

75 mm

Branco / White
Blanco / Blanc

Cinza / Gray
Gris / Gris

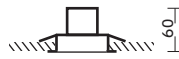
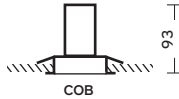
Grafite / Graphite
Grafito / Graphite

Preto / Black
Negro / Noir

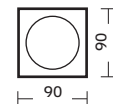
Escovado / Brushed
Cepillado / Brossé

6015 1003

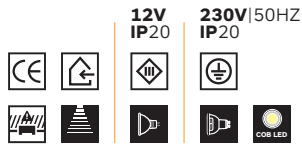
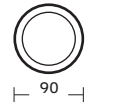
6013 1013



6013/1013



6015/1003

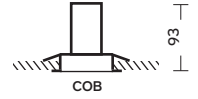


Power/Flow	code	code
GU5.3	1003.100.xXX	1013.100.xXX
GU10	6015.100.xXX	6013.100.xXX
GU10 LED 4W	6015.104.xXL	6013.104.xXL
GU10 LED 5W	6015.105.xXL	6013.105.xXL
COB LED - 600 lm	6015.060.xXL	6013.060.xXL
COB LED - 1100 lm	6015.110.xXL	6013.110.xXL

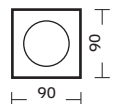
- Branco / White
Blanco / Blanc
- Cinza / Gray
Gris / Gris
- Grafite / Graphite
Grafito / Graphite
- Preto / Black
Negro / Noir
- Inox / Stainless steel
Inoxidable / Inoxydable

6016 1004

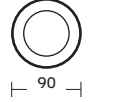
6014 1014



6014/1014



6016/1004

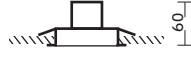
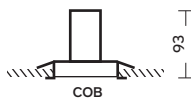


Power/Flow	code	code
GU5.3	1004.100.xXX	1014.100.xXX
GU10	6016.100.xXX	6014.100.xXX
GU10 LED 4W	6016.104.xXL	6014.104.xXL
GU10 LED 5W	6016.105.xXL	6014.105.xXL
COB LED - 600 lm	6016.060.xXL	6014.060.xXL
COB LED - 1100 lm	6016.110.xXL	6014.110.xXL

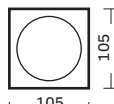
- Branco / White
Blanco / Blanc
- Cinza / Gray
Gris / Gris
- Grafite / Graphite
Grafito / Graphite
- Preto / Black
Negro / Noir
- Inox / Stainless steel
Inoxidable / Inoxydable

6009 1009

6010 1010



6010/1010



6009/1009

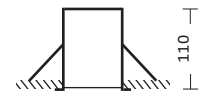


Power/Flow	code	code
GU5.3	1009.100.xXX	1010.100.xXX
GU10	6009.100.xXX	6010.100.xXX
GU10 LED 4W	6009.104.xXL	6010.104.xXL
GU10 LED 5W	6009.105.xXL	6010.105.xXL
COB LED - 600 lm	6009.060.xXL	6010.060.xXL
COB LED - 1100 lm	6009.110.xXL	6010.110.xXL

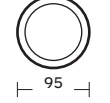
- Branco / White
Blanco / Blanc
- Cinza / Gray
Gris / Gris
- Grafite / Graphite
Grafito / Graphite
- Preto / Black
Negro / Noir
- Inox / Stainless steel
Inoxidable / Inoxydable

6088 1088

6020 1020



6088/1088

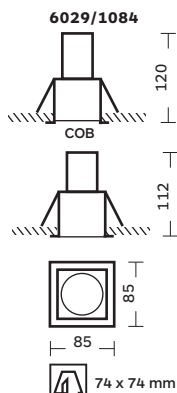



Power/Flow	code	code
GU5.3	1088.100.xXX	1020.100.xXX
GU10	6088.100.xXX	6020.100.xXX
GU10 LED 4W	6088.104.xXL	6020.104.xXL
GU10 LED 5W	6088.105.xXL	6020.105.xXL

- Branco / White
Blanco / Blanc
- Cinza / Gray
Gris / Gris
- Grafite / Graphite
Grafito / Graphite
- Preto / Black
Negro / Noir

6029 1084

6030 1085



Luminária em chapa de aço inox ou galvanizado pintado. Orientável.

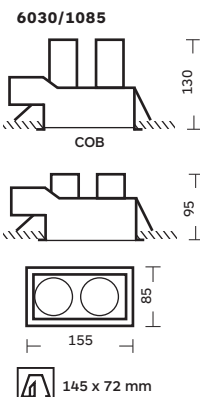
Luminaire in steel plate, galvanized or painted. Orientable.

Luminaria en chapa de acero inoxidable o galvanizado pintado. Orientable.

Luminaire en tôle d'acier galvanisé peint. Orientable.



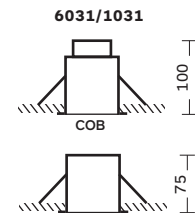
Power/Flow	6029/1084 code	6030/1085 code
GU5.3	1084.100.xXX	2xGU5.3 1085.200.xXX
GU10	6029.100.xXX	2xGU10 6030.200.xXX
GU10 LED 4W	6029.104.xXL	GU10 LED 2x4W 6030.204.xXL
GU10 LED 5W	6029.105.xXL	GU10 LED 2x5W 6030.205.xXL
COB LED - 600 lm	6029.060.xXL	COB LED - 2x600 lm 6030.120.xXL
COB LED - 1100 lm	6029.110.xXL	COB LED - 2x1100 lm 6030.220.xXL



- Branco / White / Blanco / Blanc
- Cinza / Gray / Gris / Gris
- Grafite / Graphite / Grafito / Graphite
- Inox / Stainless steel / Inoxidable / Inoxydable
- Preto / Black / Negro / Noir

6031 1031

6031.200 1031.200



Aro em aço inox escovado ou pintado. Corpo em chapa de aço galvanizado pintado.

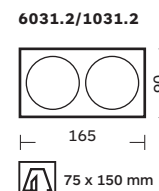
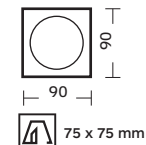
Brushed or painted stainless steel rim. Galvanized steel plate body, painted.

Aro en acero inoxidable cepillado o pintado. Cuerpo en chapa de acero galvanizado pintado.

Jante en acier inoxydable brossé ou peint. Corps en tôle d'acier galvanisé peint.



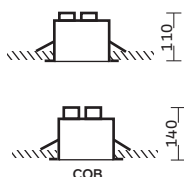
Power/Flow	6031/1031 code	6031.2/1031.2 code
GU5.3	1031.100.xXX	2xGU5.3 1031.200.xXX
GU10	6031.100.xXX	2xGU10 6031.200.xXX
GU10 LED 4W	6031.104.xXL	GU10 LED 2x4W 6031.204.xXL
GU10 LED 5W	6031.105.xXL	GU10 LED 2x5W 6031.205.xXL
COB LED - 600 lm	6031.060.xXL	COB LED - 2x600 lm 6031.120.xXL
COB LED - 1100 lm	6031.110.xXL	COB LED - 2x1100 lm 6031.220.xXL



- Branco / White / Blanco / Blanc
- Cinza / Gray / Gris / Gris
- Grafite / Graphite / Grafito / Graphite
- Inox / Stainless steel / Inoxidable / Inoxydable
- Preto / Black / Negro / Noir

6032 1032

6033 1033



Aro em aço inox escovado ou pintado. Corpo em chapa de aço galvanizado pintado.

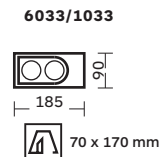
Brushed or painted stainless steel rim. Galvanized steel plate body, painted.

Aro en acero inoxidable cepillado o pintado. Cuerpo en chapa de acero galvanizado pintado.

Jante en acier inoxydable brossé ou peint. Corps en tôle d'acier galvanisé peint.



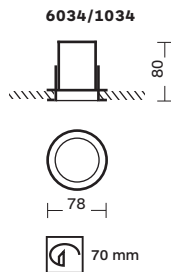
Power/Flow	6032/1032 code	6033/1033 code
2xGU5.3	1032.200.xXX	1033.200.xXX
2xGU10	6032.200.xXX	6033.200.xXX
GU10 LED 2x4W	6032.204.xXL	6033.204.xXL
GU10 LED 2x5W	6032.205.xXL	6033.205.xXL
COB LED - 2x600 lm	6032.120.xXL	6033.120.xXL
COB LED - 2x1100 lm	6032.220.xXL	6033.220.xXL



- Branco / White / Blanco / Blanc
- Cinza / Gray / Gris / Gris
- Grafite / Graphite / Grafito / Graphite
- Inox / Stainless steel / Inoxidable / Inoxydable
- Preto / Black / Negro / Noir

6034 1034

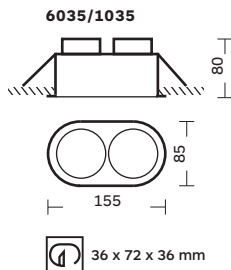
6035 1035



Corpo em alumínio ou pintado. Painted aluminium body. Cuerpo en aluminio pintado. Corps en aluminium peint.



Power/Flow	6034/1034 code	6035/1035 code
GU5.3	1034.100.xXX	1035.200.xXX
GU10	6034.100.xXX	6035.200.xXX
GU10 LED 4W	6034.104.xXL	6035.204.xXL
GU10 LED 5W	6034.105.xXL	6035.205.xXL



- Branco / White / Blanco / Blanc
- Cinza / Gray / Gris / Gris
- Escovado / Brushed * / Cepillado / Brossé
- Preto / Black / Negro / Noir

* 6034/1034

1091

1092



Luminária em alumínio pintado. Orientável.
Painted aluminium luminaire. Orientable.
Luminaria en aluminio pintado. Orientable.
Luminaire en aluminium peint. Orientable.

12V IP20



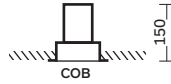
1092



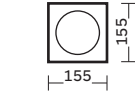
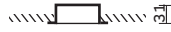
Power/Flow	code	code
G53	1091.100.xXX	1092.100.xXX
COB LED 12,5W – 1100lm	–	1092.112.xXL
COB LED 22W – 2000lm	–	1092.122.xXL
COB LED 27W – 3000lm	–	1092.127.xXL
COB LED 35W – 4200lm	–	1092.135.xXL

Branco / White
Blanco / Blanc

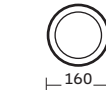
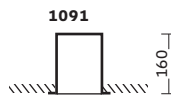
Cinza / Gray
Gris / Gris



1092



142 mm




148 mm

1076



Luminária encastrada em alumínio pintado. Orientável.
Recessed luminaire in painted aluminium. Orientable.
Luminaria empotrada en aluminio pintado. Orientable.
Luminaire encastrée en aluminium peint. Orientable.

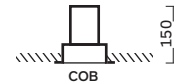
12V IP20



Power/Flow	code
G53	1076.100.xXX
COB LED 12,5W – 1100lm	1076.112.xXL
COB LED 22W – 2000lm	1076.122.xXL
COB LED 27W – 3000lm	1076.127.xXL
COB LED 35W – 4200lm	1076.135.xXL

Branco / White
Blanco / Blanc

Cinza / Gray
Gris / Gris



142 mm

6005

1005



Luminária em aço inox escovado ou pintado.
Luminaire in stainless steel, brushed or painted.
Luminaria en acero inoxidable cepillado o pintado.
Luminaire en acier inoxydable, brossé ou peint.



12V IP20

230V 50HZ IP20



Power/Flow	code
GU5.3	1005.100.xXX
GU10	6005.100.xXX
GU10 LED 4W	6005.104.xXL
GU10 LED 5W	6005.105.xXL

Branco / White
Blanco / Blanc

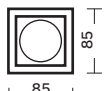
Grafite / Graphite
Grafito / Graphite

Inox / Stainless steel
Inoxidable / Inoxydable

Cinza / Gray
Gris / Gris

Preto / Black
Negro / Noir

Fosco / Frosted
Mate / Givré



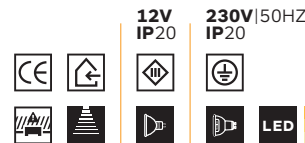
70 x 70 mm

6006

1006



Luminária em aço inox escovado ou pintado. Policarbonato Satim.
Luminaire in stainless steel, brushed or painted. Polycarbonate Satim.
Luminaria en acero inoxidable cepillado o pintado. Policarbonato Satim.
Luminaire en acier inoxydable, brossé ou peint. Polycarbonate Satim.



12V IP20

230V 50HZ IP20



Power/Flow	code
GU5.3	1006.100.xFX
GU10	6006.100.xFX
GU10 LED 4W	6006.104.xFL
GU10 LED 5W	6006.105.xFL

Branco / White
Blanco / Blanc

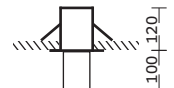
Grafite / Graphite
Grafito / Graphite

Inox / Stainless steel
Inoxidable / Inoxydable

Cinza / Gray
Gris / Gris

Preto / Black
Negro / Noir

Fosco / Frosted
Mate / Givré



85 x 85 mm

6023



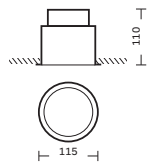
Corpo em alumínio injetado com aro inox escovado ou pintado. Vidro temperado.

Injected aluminum body with brushed or painted stainless steel rim. Tempered glass.

Cuerpo en aluminio inyectado con aro en acero inoxidable cepillado o pintado. Vidrio templado.

Corps en aluminium injecté avec collerette en acier inoxydable brossé ou peint. Verre trempé.

230V|50HZ _ IP65



Power/Flow	code
LED COB 9W	6023.109.xVL

- Branco / White
Blanco / Blanc
- Grafite / Graphite
Grafito / Graphite
- Inox / Stainless steel
Inoxidable / Inoxydable
- Fosco / Frosted
Mate / Givré
- Cinza / Gray
Gris / Gris
- Preto / Black
Negro / Noir
- Transparente / Transparent
Transparente / Transparent

6036 1036



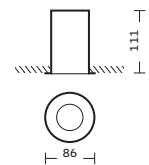
Corpo em alumínio escovado ou pintado.

Brushed or painted aluminium body.

Cuerpo en aluminio cepillado o pintado.

Corps en aluminium brossé ou peint.

12V IP54 | 230V|50HZ IP54



Power/Flow	code
GU5.3	1036.100.xVX
GU10	6036.100.xVX
GU10 LED 4W	6036.104.xVL
GU10 LED 5W	6036.105.xVL

- Branco / White
Blanco / Blanc
- Grafite / Graphite
Grafito / Graphite
- Inox / Stainless steel
Inoxidable / Inoxydable
- Fosco / Frosted
Mate / Givré
- Cinza / Gray
Gris / Gris
- Preto / Black
Negro / Noir
- Transparente / Transparent
Transparente / Transparent

7041 7051



Aro em aço inox escovado ou pintado. Vidro temperado, incluído. Corpo em alumínio injetado.

Trim in stainless steel, brushed or painted. Tempered glass included. Injected aluminium body.

Aro en acero inoxidable cepillado o pintado. Vidrio incluído. Cuerpo en aluminio inyectado.

Collerette en acier inoxydable, brossé ou peint. Verre trempé inclus. Corps en aluminium injecté.

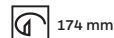
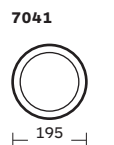
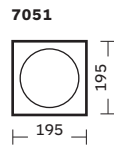
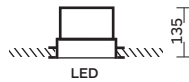
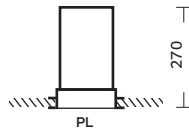
E27 não inclui lâmpada.

E27 does not include lamp.

E27 no incluye lámpara.

E27 ne comprend pas la lampe.

230V|50HZ _ IP65



Power/Flow	code	code
G53 AR111 - LED 15W	7041.115.xVL	7051.115.xVL
PL-C 13W / 18W / 26W / E27	7041.1xx.xVL	7051.1xx.xVL
PL-T 32W / 42W	7141.1xx.xVL	7151.1xx.xVL

- Branco / White
Blanco / Blanc
- Grafite / Graphite
Grafito / Graphite
- Inox / Stainless steel
Inoxidable / Inoxydable
- Fosco / Frosted
Mate / Givré
- Cinza / Gray
Gris / Gris
- Preto / Black
Negro / Noir
- Transparente / Transparent
Transparente / Transparent

6027 6028 1027 1028



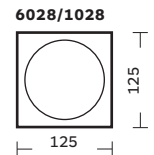
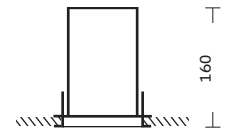
Aro exterior em aço inox escovado ou pintado. Corpo em alumínio injetado. Vidro temperado.

Brushed or painted stainless steel outer rim. Injected aluminium body. Tempered glass.

Aro exterior en acero inoxidable cepillado o pintado. Cuerpo en aluminio inyectado. Vidrio templado.

Jante extérieur en acier inoxydable brossé ou peint. Corps en aluminium injecté. Verre trempé.

12V IP65 | 230V|50HZ IP65



Power/Flow	code	code
GU5.3	1027.100.xVX	1028.100.xVX
GU10	6027.100.xVX	6028.100.xVX
GU10 LED 4W	6027.104.xVL	6028.104.xVL
GU10 LED 5W	6027.105.xVL	6028.105.xVL

- Branco / White
Blanco / Blanc
- Grafite / Graphite
Grafito / Graphite
- Inox / Stainless steel
Inoxidable / Inoxydable
- Fosco / Frosted
Mate / Givré
- Cinza / Gray
Gris / Gris
- Preto / Black
Negro / Noir
- Transparente / Transparent
Transparente / Transparent

1063

1093



Aro em aço inox escovado ou pintado.
Trim in stainless steel, brushed or painted.
Aro en acero inoxidable cepillado o pintado.
Collerette en acier inoxydable, brossé ou peint.

12V _ IP20



Power/Flow	code	code
MAX 20W	1063.100.xXX	1093.100.xXX
LED 1,2W – 350 mA	1063.112.xTL*	1093.112.xTL*

* Não inclui driver
Does not include driver
No incluye driver
Driver non inclus

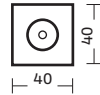
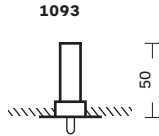
Branco / White
Blanco / Blanc

Cinza / Gray
Gris / Gris

Grafite / Graphite
Grafito / Graphite

Preto / Black
Negro / Noir

Inox / Stainless steel
Inoxidable / Inoxydable



1087



Luminária em alumínio escovado. Orientável.
Luminaire in aluminium, brushed or painted. Orientable.
Luminaria en aluminio cepillado. Orientable.
Luminaire en aluminium, peint ou brossé. Orientable.

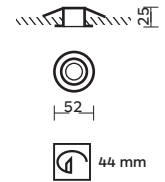
700 mA _ IP20



Power/Flow	code
LED 3W	1087.103.4XL

Não inclui driver
Does not include driver
No incluye driver
Driver non inclus


Escovado / Brushed
Cepillado / Brossé



6018 1015



Luminária em alumínio pintado ou escovado. Orientável.
Luminaire in aluminium, brushed or painted. Orientable.
Luminaria en aluminio pintado o cepillado. Orientable.
Luminaire en aluminium, peint ou brossé. Orientable.

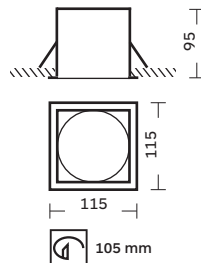


Power/Flow	code
GU5.3	1015.100.xXX
GU10	6018.100.xXX
GU10 LED 4W	6018.104.xXL
GU10 LED 5W	6018.105.xXL


Branco / White
Blanco / Blanc

Cinza / Gray
Gris / Gris

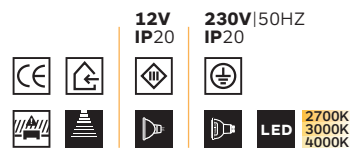
Escovado / Brushed
Cepillado / Brossé



6078 1090



Luminária em alumínio pintado.
Painted aluminium luminaire.
Luminaria en aluminio pintado.
Luminaire en aluminium peint.



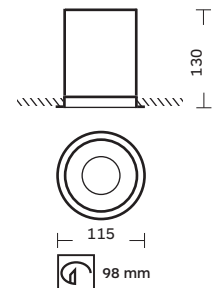
Power/Flow	code
GU5.3	1090.100.xXX
GU10	6078.100.xXX
GU10 LED 4W	6078.104.xXL
GU10 LED 5W	6078.105.xXL

Branco / White
Blanco / Blanc

Cinza / Gray
Gris / Gris

Grafite / Graphite
Grafito / Graphite

Preto / Black
Negro / Noir




7005 7025



Aro em zamac. Vidro incluído.
Trim in zamac. Glass included.
Aro en zamak. Vidrio incluído.
Collerette en zamac. Verre inclus.

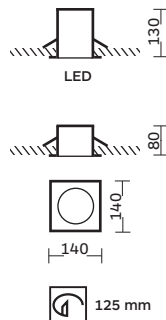
E27 não inclui lâmpada.
E27 does not include lamp.
E27 no incluye lámpara.
E27 ne comprend pas la lampe.

230V|50HZ _ IP43 (7005)_ IP44 (7025)



Power/Flow	code	code
15W-3000K / 14W-4000K	7105.1xx.xVL	7125.1xx.xVL
13W / 18W / E27	7005.1xx.xVL	7025.1xx.xVL

- Branco / White
- Branco / Blanc
- Grafite / Graphite
- Grafito / Graphite
- Escovado / Brushed
- Cepillado / Brossé
- Misto
- Mixed
- Fosco
- Frosted
- Transparente
- Transparent
- Cinza / Gray
- Gris / Gris
- Preto / Black
- Negro / Noir



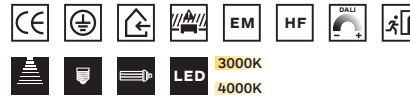
7007 7027



Aro em zamac. Vidro incluído.
Trim in zamac. Glass included.
Aro en zamak. Vidrio incluído.
Collerette en zamac. Verre inclus.

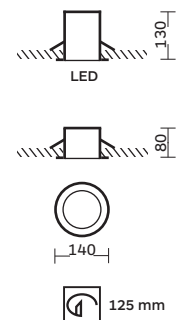
E27 não inclui lâmpada.
E27 does not include lamp.
E27 no incluye lámpara.
E27 ne comprend pas la lampe.

230V|50HZ _ IP43 (7007)_ IP44 (7027)



Power/Flow	code	code
15W-3000K / 14W-4000K	7107.1xx.xVL	7127.1xx.xVL
13W / 18W / E27	7007.1xx.xVL	7027.1xx.xVL

- Branco / White
- Branco / Blanc
- Grafite / Graphite
- Grafito / Graphite
- Escovado / Brushed
- Cepillado / Brossé
- Misto
- Mixed
- Fosco
- Frosted
- Transparente
- Transparent
- Cinza / Gray
- Gris / Gris
- Preto / Black
- Negro / Noir



7018 7028



Aro em zamac. Vidro incluído.
Trim in zamac. Glass included.
Aro en zamak. Vidrio incluído.
Collerette en zamac. Verre inclus.

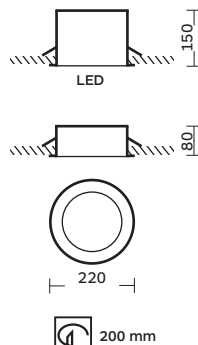
E27 não inclui lâmpada.
E27 does not include lamp.
E27 no incluye lámpara.
E27 ne comprend pas la lampe.

230V|50HZ _ IP43 (7018)_ IP44 (7028)



Power/Flow	code	code
28W-3000K / 27W-4000K	7118.1xx.xVL	7128.1xx.xVL
2x13W / 2x18W / 2x26W / 2xE27	7018.2xx.xVL	7028.2xx.xVL
13W / 18W / 26W	7018.1xx.xVL	7028.1xx.xVL
32W / 42W / E27	7018.1xx.xVL	7028.1xx.xVL

- Branco / White
- Branco / Blanc
- Grafite / Graphite
- Grafito / Graphite
- Escovado / Brushed
- Cepillado / Brossé
- Misto
- Mixed
- Fosco
- Frosted
- Transparente
- Transparent
- Cinza / Gray
- Gris / Gris
- Preto / Black
- Negro / Noir





7060



Aro em aço inox escovado ou pintado. Vidro incluído.

Trim in stainless steel, brushed or painted. Glass included.

Aro en acero inoxidable cepillado o pintado. Vidrio incluido.

Collerette en acier inoxydable, brossé ou peint. Verre inclus.

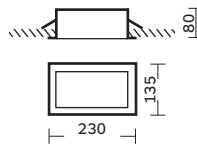
E27 não inclui lâmpada.

E27 does not include lamp.

E27 no incluye lámpara.

E27 ne comprend pas la lampe.

230V|50HZ _ IP43



Power/Flow	code
13W / 18W / 26W / E27	7060.1xx.xVL
32W / 42W	7160.1xx.xVL

- Branco / White
Blanco / Blanc
- Cinza / Gray
Gris / Gris
- Grafite / Graphite
Grafito / Graphite
- Preto / Black
Negro / Noir
- Inox / Stainless steel
Inoxidable / Inoxydable
- Fosco / Frosted
Mate / Givré
- Misto / Mixed
Mixto / Mixte

7061



Aro em aço inox escovado ou pintado. Vidro, incluído.

Trim in stainless steel, brushed or painted. Glass included.

Aro en acero inoxidable cepillado o pintado. Vidrio incluido.

Collerette en acier inoxydable, brossé ou peint. Verre inclus.

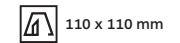
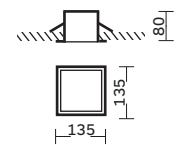
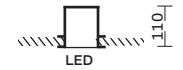
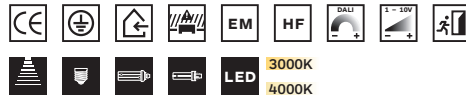
E27 não inclui lâmpada.

E27 does not include lamp.

E27 no incluye lámpara.

E27 ne comprend pas la lampe.

230V|50HZ _ IP43



Power/Flow	code
LED 14.5W - 800 lm	7161.114.xXL
LED 14.5W - 800 lm	7161.114.xVL
13W / 18W / E27	7061.1xx.xVL

- Branco / White
Blanco / Blanc
- Cinza / Gray
Gris / Gris
- Grafite / Graphite
Grafito / Graphite
- Preto / Black
Negro / Noir
- Inox / Stainless steel
Inoxidable / Inoxydable
- Fosco / Frosted
Mate / Givré
- Misto / Mixed
Mixto / Mixte

7062



Aro em aço inox escovado ou pintado. Vidro, incluído.

Trim in stainless steel, brushed or painted. Glass included.

Aro en acero inoxidable cepillado o pintado. Vidrio incluido.

Collerette en acier inoxydable, brossé ou peint. Verre inclus.

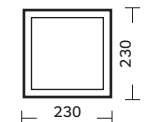

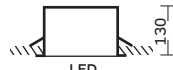
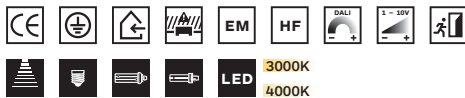
E27 não inclui lâmpada.

E27 does not include lamp.

E27 no incluye lámpara.

E27 ne comprend pas la lampe.

230V|50HZ _ IP43



Power/Flow	code
28W-3000K / 27W-4000K	7162.1xx.xXL
28W-3000K / 27W-4000K	7162.1xx.xVL
2x13W / 2x18W / 2x26W / 2xE27	7062.2xx.xVL
2x32W / 2x42W	7162.2xx.xVL

- Branco / White
Blanco / Blanc
- Cinza / Gray
Gris / Gris
- Grafite / Graphite
Grafito / Graphite
- Preto / Black
Negro / Noir
- Inox / Stainless steel
Inoxidable / Inoxydable
- Fosco / Frosted
Mate / Givré
- Misto / Mixed
Mixto / Mixte

7063



Aro em aço inox escovado ou pintado. Vidro, incluído.

Trim in stainless steel, brushed or painted. Glass included.

Aro en acero inoxidable cepillado o pintado. Vidrio incluido.

Collerette en acier inoxydable, brossé ou peint. Verre inclus.

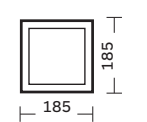

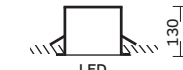

E27 não inclui lâmpada.

E27 does not include lamp.

E27 no incluye lámpara.

E27 ne comprend pas la lampe.

230V|50HZ _ IP43



Power/Flow	code
15W-3000K / 14W-4000K	7163.1xx.xXL
15W-3000K / 14W-4000K	7163.1xx.xVL
2x13W / 2x18W / 2x26W / 2xE27	7x63.2xx.xVL
13W / 18W / 26W	7x63.1xx.xVL
32W / 42W / E27	7163.1xx.xVL

- Branco / White
Blanco / Blanc
- Cinza / Gray
Gris / Gris
- Grafite / Graphite
Grafito / Graphite
- Preto / Black
Negro / Noir
- Inox / Stainless steel
Inoxidable / Inoxydable
- Fosco / Frosted
Mate / Givré
- Misto / Mixed
Mixto / Mixte

7070



Aro em aço inox escovado ou pintado. Vidro temperado com 4mm de espessura, incluído.

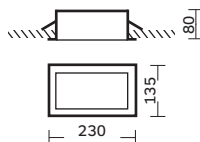
Trim in stainless steel, brushed or painted. Tempered glass with 4 mm thick included.

Aro en acero inoxidable cepillado o pintado. Vidrio templado de 4mm de espesor, incluído.

Collerette en acier inoxydable, brossé ou peint. Verre trempé avec 4 mm d'épaisseur, inclus.

E27 não inclui lâmpada.
E27 does not include lamp.
E27 no incluye lámpara.
E27 ne comprend pas la lampe.

230V|50HZ _ IP43



210 x 120 mm

Power/Flow	code
13W / 18W / 26W / E27	7070.1xx.xVL
32W / 42W	7170.1xx.xVL

- Branco / White
Blanco / Blanc
- Cinza / Gray
Gris / Gris
- Grafite / Graphite
Grafito / Graphite
- Preto / Black
Negro / Noir
- Inox / Stainless steel
Inoxidable / Inoxydable
- Fosco / Frosted
Mate / Givré
- Misto / Mixed
Mixto / Mixte

7071



Aro em aço inox escovado ou pintado. Vidro temperado com 4mm de espessura, incluído.

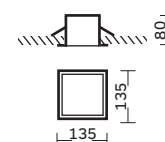
Trim in stainless steel, brushed or painted. Tempered glass with 4 mm thick included.

Aro en acero inoxidable cepillado o pintado. Vidrio templado de 4mm de espesor, incluído.

Collerette en acier inoxydable, brossé ou peint. Verre trempé avec 4 mm d'épaisseur, inclus.

E27 não inclui lâmpada.
E27 does not include lamp.
E27 no incluye lámpara.
E27 ne comprend pas la lampe.

230V|50HZ _ IP43



120 x 120 mm

Power/Flow	code
13W / 18W / E27	7x71.1xx.xVL

- Branco / White
Blanco / Blanc
- Cinza / Gray
Gris / Gris
- Grafite / Graphite
Grafito / Graphite
- Preto / Black
Negro / Noir
- Inox / Stainless steel
Inoxidable / Inoxydable
- Fosco / Frosted
Mate / Givré
- Misto / Mixed
Mixto / Mixte
- Transparente / Transparent
Transparente / Transparent

7072



Aro em aço inox escovado ou pintado. Vidro temperado com 4mm de espessura, incluído.

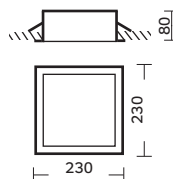
Trim in stainless steel, brushed or painted. Tempered glass with 4 mm thick included.

Aro en acero inoxidable cepillado o pintado. Vidrio templado de 4mm de espesor, incluído.

Collerette en acier inoxydable, brossé ou peint. Verre trempé avec 4 mm d'épaisseur, inclus.

E27 não inclui lâmpada.
E27 does not include lamp.
E27 no incluye lámpara.
E27 ne comprend pas la lampe.

230V|50HZ _ IP43



210 x 210 mm

Power/Flow	code
2x13W / 2x18W / 2x26W / 2xE27	7x72.2xx.xVL
2x32W / 2x42W	7172.2xx.xVL

- Branco / White
Blanco / Blanc
- Cinza / Gray
Gris / Gris
- Grafite / Graphite
Grafito / Graphite
- Preto / Black
Negro / Noir
- Inox / Stainless steel
Inoxidable / Inoxydable
- Fosco / Frosted
Mate / Givré
- Misto / Mixed
Mixto / Mixte
- Transparente / Transparent
Transparente / Transparent

7073



Aro em aço inox escovado ou pintado. Vidro temperado com 4mm de espessura, incluído.

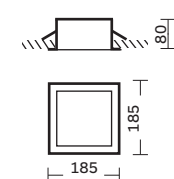
Trim in stainless steel, brushed or painted. Tempered glass with 4 mm thick included.

Aro en acero inoxidable cepillado o pintado. Vidrio templado de 4mm de espesor, incluído.

Collerette en acier inoxydable, brossé ou peint. Verre trempé avec 4 mm d'épaisseur, inclus.

E27 não inclui lâmpada.
E27 does not include lamp.
E27 no incluye lámpara.
E27 ne comprend pas la lampe.

230V|50HZ _ IP43



170 x 170 mm

Power/Flow	code
2x13W / 2x18W / 2x26W / 2xE27	7073.2xx.xVL
13W / 18W / 26W / E27	7x73.1xx.xVL
32W / 42W	7173.1xx.xVL

- Branco / White
Blanco / Blanc
- Cinza / Gray
Gris / Gris
- Grafite / Graphite
Grafito / Graphite
- Preto / Black
Negro / Noir
- Inox / Stainless steel
Inoxidable / Inoxydable
- Fosco / Frosted
Mate / Givré
- Misto / Mixed
Mixto / Mixte
- Transparente / Transparent
Transparente / Transparent

8076

Projector sem aba de remate para integração com o mínimo de impacto visual em tetos falsos.



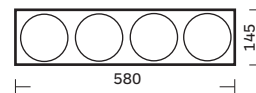
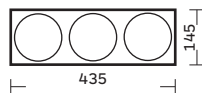
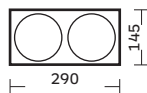
Projector downlight for integration with minimal visual impact in false ceilings.

Projector sin marco para integración con el mínimo impacto visual en falsos techos.

Projecteur sans bord pour l'intégration avec un impact visuel minimal dans faux plafonds.



IP20 _ 230V|50HZ

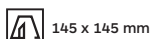


.100

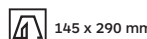
.200

.300

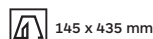
.400



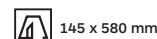
145 x 145 mm



145 x 290 mm



145 x 435 mm



145 x 580 mm

Power/Flow	code
35W / 70W	8076.10x.xTL
150W	8076.115.xTL
2x35W / 2x70W	8076.20x.xTL
2x150W	8076.215.xTL
1x35W-100W / 1x70W-100W	8076.21x.xTL
1x150W-100W	8076.225.xTL
3x35W / 3x70W	8076.30x.xTL
3x150W	8076.315.xTL
35W-2x100W / 70W-2x100W	8076.32x.xTL
150W-2x100W	8076.335.xTL
2x35W-100W / 2x70W-100W	8076.3xx.xTL
2x150W-100W	8076.340.xTL
4x35W / 4x70W	8076.40x.xTL
4x150W	8076.415.xTL
35W 3x100W / 70W-3x100W	8076.43x.xTL
150W-3x100W	8076.445.xTL
2x35W-2x100W / 2x70W-2x100W	8076.4xx.xTL
2x150W-2x100W	8076.450.xTL

Branco / White
 Blanco / Blanc
 Cinza / Gray
 Gris / Gris
 Grafite / Graphite
 Grafito / Graphite
 Preto / Black
 Negro / Noir
 Transparente / Transparent
 Transparente / Transparent

Aplicação saliente

Salient application / Aplicación saliente / Application saillant





6091

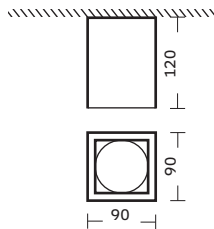


Luminária em aço inox escovado ou pintado.
Vidro temperado com 4mm de espessura, incluído.
Brushed or painted stainless steel luminaire.
4mm thickness tempered glass, included.
Luminaria en acero inoxidable cepillado o pintado.
Vidrio templado de 4 mm de espesor, incluído.
Luminaire en acier inoxydable brossé ou peint.
Verre trempé de 4 mm d'épaisseur, inclus.

230V|50HZ _ IP43



Power/Flow	code
GU10	6091.100.xVX
GU10 LED 4W	6091.104.xVL
GU10 LED 5W	6091.105.xVL



- | | | | |
|---|---|--|--|
| <input type="checkbox"/> Branco / White
Blanco / Blanc | <input type="checkbox"/> Grafite / Graphite
Grafito / Graphite | <input type="checkbox"/> Inox / Stainless steel
Inoxidable / Inoxydable | <input type="checkbox"/> Misto / Mixed
Mixto / Mixte |
| <input type="checkbox"/> Cinza / Gray
Gris / Gris | <input type="checkbox"/> Preto / Black
Negro / Noir | | <input type="checkbox"/> Fosco / Frosted
Mate / Givré |

6092

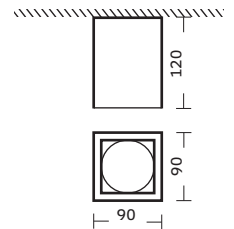


Luminária em aço inox escovado ou pintado.
Vidro temperado com 4mm de espessura, incluído.
Brushed or painted stainless steel luminaire.
4mm thickness tempered glass, included.
Luminaria en acero inoxidable cepillado o pintado.
Vidrio templado de 4 mm de espesor, incluído.
Luminaire en acier inoxydable brossé ou peint.
Verre trempé de 4 mm d'épaisseur, inclus.

230V|50HZ _ IP43



Power/Flow	code
GU10	6092.100.xVX
GU10 LED 4W	6092.104.xVL
GU10 LED 5W	6092.105.xVL



- | | | | |
|---|---|--|--|
| <input type="checkbox"/> Branco / White
Blanco / Blanc | <input type="checkbox"/> Grafite / Graphite
Grafito / Graphite | <input type="checkbox"/> Inox / Stainless steel
Inoxidable / Inoxydable | <input type="checkbox"/> Misto / Mixed
Mixto / Mixte |
| <input type="checkbox"/> Cinza / Gray
Gris / Gris | <input type="checkbox"/> Preto / Black
Negro / Noir | | <input type="checkbox"/> Fosco / Frosted
Mate / Givré |

6095

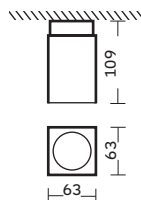


Luminária em alumínio pintado.
Painted aluminium luminaire.
Luminaria en aluminio pintado.
Luminaire en aluminium peint.

230V|50HZ _ IP20



Power/Flow	code
GU10	6095.100.xXX
GU10 LED 4W	6095.104.xXL
GU10 LED 5W	6095.105.xXL



- | | |
|---|--|
| <input type="checkbox"/> Branco / White
Blanco / Blanc | <input type="checkbox"/> Cinza / Gray
Gris / Gris |
|---|--|

6096

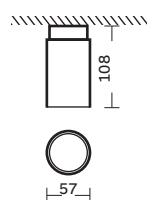


Luminária em alumínio pintado.
Painted aluminium luminaire.
Luminaria en aluminio pintado.
Luminaire en aluminium peint.

230V|50HZ _ IP20



Power/Flow	code
GU10	6096.100.xXX
GU10 LED 4W	6096.104.xXL
GU10 LED 5W	6096.105.xXL



- | | |
|---|--|
| <input type="checkbox"/> Branco / White
Blanco / Blanc | <input type="checkbox"/> Cinza / Gray
Gris / Gris |
|---|--|

1195



Luminária em alumínio pintado. Lâmpada e transformador incluídos.
 Painted aluminium luminaire. Lamp and transformer included.
 Luminaria en aluminio pintado. Lámpara y transformador incluidos.
 Luminare en aluminium peint. Lampe et transformateur inclus.

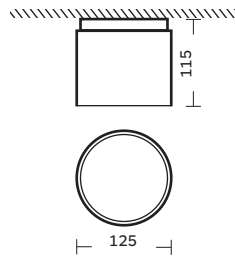
230V|50HZ _ IP20



Power/Flow	code
G53 AR111 MAX 50W	1195.150.xXL
G53 AR111 LED 10W	1195.110.xXL

Branco / White
Blanco / Blanc

Cinza / Gray
Gris / Gris



1196



Luminária em alumínio pintado. Lâmpada e transformador incluídos.
 Painted aluminium luminaire. Lamp and transformer included.
 Luminaria en aluminio pintado. Lámpara y transformador incluidos.
 Luminare en aluminium peint. Lampe et transformateur inclus.

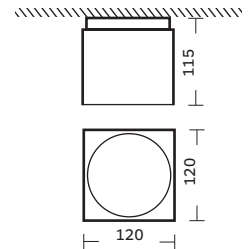
230V|50HZ _ IP20



Power/Flow	code
G53 AR111 MAX 50W	1196.150.xXL
G53 AR111 LED 10W	1196.110.xXL

Branco / White
Blanco / Blanc

Cinza / Gray
Gris / Gris



6595



Luminária em alumínio pintado. Vidro fosco.
 Painted aluminium luminaire. Frosted glass.
 Luminaria en aluminio pintado. Vidrio mate.
 Luminare en aluminium peint. Verre givré.

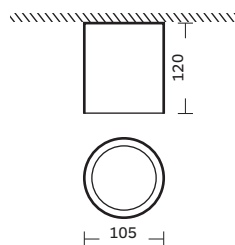
230V|50HZ _ IP40



Power/Flow	code
E27	6595.100.xFX
LED 9.5W	6595.109.xFL

Branco / White
Blanco / Blanc

Cinza / Gray
Gris / Gris

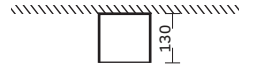
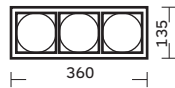
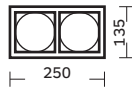


6098/1198

Luminária em aço inox escovado ou pintado. Orientável.
 Luminaire in stainless steel, brushed or painted. Orientable.
 Luminaria en acero inoxidable cepillado o pintado. Orientable.
 Luminaire en acier inoxydable, brossé ou peint. Orientable.



IP20 _ 12V | 230V|50HZ



.100

.200

.300

Power/Flow	code	code	code
GU5.3 MAX 50W	1198.150.xXL	1198.250.xXL	1198.350.xXL
GU5.3 LED 4W	1198.104.xXL	1198.204.xXL	1198.304.xXL
GU5.3 LED 7W	1198.107.xXL	1198.207.xXL	1198.307.xXL
GU5.3 LED 10W	1198.110.xXL	1198.210.xXL	1198.310.xXL
GU10	6098.100.xXX	6098.200.xXX	6098.300.xXX
GU10 LED 4W	6098.104.xXL	6098.204.xXL	6098.304.xXL
GU10 LED 5W	6098.105.xXL	6098.205.xXL	6098.305.xXL

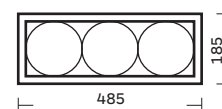
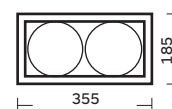
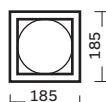
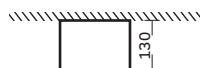
- Branco / White
Blanco / Blanc
- Cinza / Gray
Gris / Gris
- Grafite / Graphite
Grafito / Graphite
- Inox / Stainless steel
Inoxidable / Inoxydable
- Preto / Black
Negro / Noir

Luminária em aço inox escovado ou pintado. Orientável.
 Luminaire in stainless steel, brushed or painted. Orientable.
 Luminaria en acero inoxidable cepillado o pintado. Orientable.
 Luminaire en acier inoxydable, brossé ou peint. Orientable.

6097/1197



230V|50HZ | IP20 _ 12V



Power/Flow	code	code	code
G53 AR111 MAX 50W	1197.150.xXL	1197.250.xXL	1197.350.xXL
G53 AR111 LED 10W	1197.110.xXL	1197.210.xXL	1197.310.xXL
G53 AR111 LED 15W	1197.115.xXL	1197.215.xXL	1197.315.xXL
GU10	6097.100.xXX	6097.200.xXX	6097.300.xXX
GU10 LED 15W	6097.115.xXL	6097.215.xXL	6097.315.xXL



.100



.200



.300


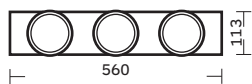
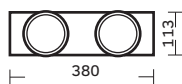
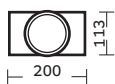
- Branco / White
Blanco / Blanc
- Cinza / Gray
Gris / Gris
- Grafite / Graphite
Grafito / Graphite
- Inox / Stainless steel
Inoxidable / Inoxydable
- Preto / Black
Negro / Noir

1193

Projektor saliente orientável de tecto ou parede. Corpo em alumínio extrudido. Lâmpada e transformador incluídos.
 Orientable surface projector, ceiling or wall mounted. Extruded aluminium body. Lamp and transformer included.
 Proyector saliente orientable de techo o pared. Cuerpo en aluminio extruido. Lámpara y driver incluidos.
 Projecteur saillant orientable, de plafond ou mural. Corps en aluminium extrudé. Lamp et driver inclus.



IP20 _ 12V



.100

.200

.300

Power/Flow	code	code	code
G53 AR111 MAX 50W	1193.150.xXL	1193.250.xXL	1193.350.xXL
G53 AR111 LED 10W	1193.110.xXL	1193.210.xXL	1193.310.xXL

- Branco / White
Blanco / Blanc
- Cinza / Gray
Gris / Gris
- Grafite / Graphite
Grafito / Graphite
- Preto / Black
Negro / Noir

1199



Corpo em chapa de aço galvanizado pintado. Lâmpada e transformador incluídos. Orientável.


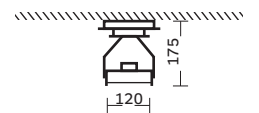
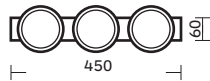
Body in painted galvanized steel plate. Lamp and transformer included. Orientable.

Cuerpo en chapa de acero galvanizado. Lámpara y driver incluidos. Orientable.

Corps en tôle d'acier galvanisé peint. Lamp et driver inclus. Orientable.



IP20 _ 12V



.100

.200

.300

.400

Power/Flow	code	code	code	code
MAX 50W	1199.150.xXL	1199.250.xXL	1199.350.xXL	1199.450.xXL
LED 10W	1199.110.xXL	1199.210.xXL	1199.310.xXL	1199.410.xXL
LED 15W	1199.115.xXL	1199.215.xXL	1199.315.xXL	1199.415.xXL

- Branco / White
Blanco / Blanc
- Cinza / Gray
Gris / Gris
- Grafite / Graphite
Grafito / Graphite
- Preto / Black
Negro / Noir



7080

7090



Luminária em aço inox escovado ou pintado.
Vidro temperado com 4mm de espessura, incluído.

Luminaire in stainless steel, brushed or painted.
Tempered glass with 4 mm thick included.

Luminaria en acero cepillado o pintado. Vidrio templado de 4mm de espesor, incluído.

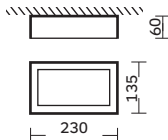
Luminaire en acier inoxydable, brossé ou peint.
Verre trempé avec 4 mm d'épaisseur, inclus.

230V|50HZ _ IP43



E27 não inclui lâmpada.
E27 does not include lamp.
E27 no incluye lámpara.
E27 ne comprend pas la lampe.

Power/Flow	code	code
13W / 18W / 26W / E27	7080.1xx.xVL	7090.1xx.xVL



- | | | | |
|---|---|--|--|
| <input type="checkbox"/> Branco / White
Blanco / Blanc | <input type="checkbox"/> Grafite / Graphite
Grafito / Graphite | <input type="checkbox"/> Inox / Stainless steel
Inoxidable / Inoxydable | <input type="checkbox"/> Misto / Mixed
Mixto / Mixte |
| <input type="checkbox"/> Cinza / Gray
Gris / Gris | <input type="checkbox"/> Preto / Black
Negro / Noir | | <input type="checkbox"/> Fosco / Frosted
Mate / Givré |

7081

7091



Luminária em aço inox escovado ou pintado.
Vidro temperado com 4mm de espessura, incluído.

Luminaire in stainless steel, brushed or painted.
Tempered glass with 4 mm thick included.

Luminaria en acero cepillado o pintado. Vidrio templado de 4mm de espesor, incluído.

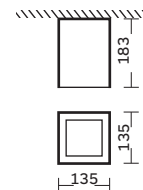
Luminaire en acier inoxydable, brossé ou peint.
Verre trempé avec 4 mm d'épaisseur, inclus.

230V|50HZ _ IP43



E27 não inclui lâmpada.
E27 does not include lamp.
E27 no incluye lámpara.
E27 ne comprend pas la lampe.


Power/Flow	code	code
13W / 18W / E27	7081.1xx.xVL	7091.1xx.xVL



- | | | | |
|---|---|--|--|
| <input type="checkbox"/> Branco / White
Blanco / Blanc | <input type="checkbox"/> Grafite / Graphite
Grafito / Graphite | <input type="checkbox"/> Inox / Stainless steel
Inoxidable / Inoxydable | <input type="checkbox"/> Misto / Mixed
Mixto / Mixte |
| <input type="checkbox"/> Cinza / Gray
Gris / Gris | <input type="checkbox"/> Preto / Black
Negro / Noir | | <input type="checkbox"/> Fosco / Frosted
Mate / Givré |

7082

7092



Luminária em aço inox escovado ou pintado.
Vidro temperado com 4mm de espessura, incluído.

Luminaire in stainless steel, brushed or painted.
Tempered glass with 4 mm thick included.

Luminaria en acero cepillado o pintado. Vidrio templado de 4mm de espesor, incluído.

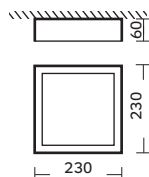
Luminaire en acier inoxydable, brossé ou peint.
Verre trempé avec 4 mm d'épaisseur, inclus.

230V|50HZ _ IP43



E27 não inclui lâmpada.
E27 does not include lamp.
E27 no incluye lámpara.
E27 ne comprend pas la lampe.


Power/Flow	code	code
2x13W / 2x18W / 2x26W / 2xE27	7082.2xx.xVL	7092.2xx.xVL



- | | | | |
|---|---|--|--|
| <input type="checkbox"/> Branco / White
Blanco / Blanc | <input type="checkbox"/> Grafite / Graphite
Grafito / Graphite | <input type="checkbox"/> Inox / Stainless steel
Inoxidable / Inoxydable | <input type="checkbox"/> Misto / Mixed
Mixto / Mixte |
| <input type="checkbox"/> Cinza / Gray
Gris / Gris | <input type="checkbox"/> Preto / Black
Negro / Noir | | <input type="checkbox"/> Fosco / Frosted
Mate / Givré |

7083

7093



Luminária em aço inox escovado ou pintado.
Vidro temperado com 4mm de espessura, incluído.

Luminaire in stainless steel, brushed or painted.
Tempered glass with 4 mm thick included.

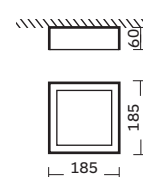
Luminaria en acero cepillado o pintado. Vidrio templado de 4mm de espesor, incluído.

Luminaire en acier inoxydable, brossé ou peint.
Verre trempé avec 4 mm d'épaisseur, inclus.

230V|50HZ _ IP43



Power/Flow	code	code
2x13W / 2x18W	7083.2xx.xVL	7093.2xx.xVL



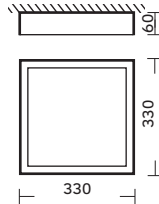
- | | | | |
|---|---|--|--|
| <input type="checkbox"/> Branco / White
Blanco / Blanc | <input type="checkbox"/> Grafite / Graphite
Grafito / Graphite | <input type="checkbox"/> Inox / Stainless steel
Inoxidable / Inoxydable | <input type="checkbox"/> Misto / Mixed
Mixto / Mixte |
| <input type="checkbox"/> Cinza / Gray
Gris / Gris | <input type="checkbox"/> Preto / Black
Negro / Noir | | <input type="checkbox"/> Fosco / Frosted
Mate / Givré |

7084



Luminária em aço inox escovado ou pintado.
Vidro temperado com 4mm de espessura, incluído.
Luminaire in stainless steel, brushed or painted.
Tempered glass with 4 mm thick included.
Luminaria en acero cepillado o pintado. Vidrio templado de 4mm de espesor, incluido.
Luminaire en acier inoxydable, brossé ou peint.
Verre trempé avec 4 mm d'épaisseur, inclus.

230V|50HZ _ IP43



Power/Flow	code
4x13W / 4x18W / 4x26W	7084.4xx.xVL

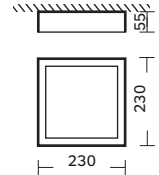
- Branco / White
Blanco / Blanc
- Cinza / Gray
Gris / Gris
- Grafite / Graphite
Grafito / Graphite
- Preto / Black
Negro / Noir
- Inox / Stainless steel
Inoxidable / Inoxydable
- Misto / Mixed
Mixto / Mixte
- Fosco / Frosted
Mate / Givré

7089



Luminária em aço inox escovado ou pintado.
Difusor em policarbonato.
Luminaire in stainless steel, brushed or painted.
Polycarbonate diffuser.
Luminaria en acero cepillado o pintado. Difusor en policarbonato.
Luminaire en acier inoxydable, brossé ou peint.
Diffuseur en polycarbonate.

230V|50HZ _ IP54



Power/Flow	code
2x9W	7089.209.xOL
LED 15W	7189.115.xOL

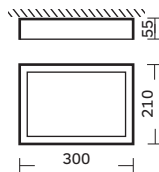
- Branco / White
Blanco / Blanc
- Cinza / Gray
Gris / Gris
- Grafite / Graphite
Grafito / Graphite
- Preto / Black
Negro / Noir
- Inox / Stainless steel
Inoxidable / Inoxydable
- Opalino / Opaline
Opal / Opaline

7094



Luminária em aço inox escovado ou pintado. Difusor em policarbonato.
Luminaire in stainless steel, brushed or painted.
Polycarbonate diffuser.
Luminaria en acero cepillado o pintado. Difusor en policarbonato.
Luminaire en acier inoxydable, brossé ou peint.
Diffuseur en polycarbonate.

230V|50HZ _ IP54



Power/Flow	code
2x9W	7094.209.xOL

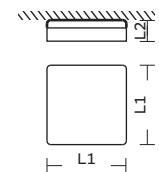
- Branco / White
Blanco / Blanc
- Cinza / Gray
Gris / Gris
- Grafite / Graphite
Grafito / Graphite
- Preto / Black
Negro / Noir
- Inox / Stainless steel
Inoxidable / Inoxydable
- Opalino / Opaline
Opal / Opaline

7096



Luminária em policarbonato.
Luminaire in polycarbonate.
Luminaria en policarbonato.
Luminaire en polycarbonate.

230V|50HZ _ IP54



L1	L2	Power/Flow	code
210	55	2x9W	7096.209.1OL
260	60	2x9W	7096.229.1OL
210	55	LED 15W	7196.015.1OL
260	60	LED 15W	7196.115.1OL

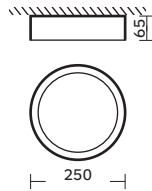
- Branco / White
Blanco / Blanc
- Opalino / Opaline
Opal / Opaline

7087



Luminária em alumínio. Vidro de protecção incluído.
 Luminaire in aluminium. Protective glass included.
 Luminaria en aluminio. Vidrio de protección incluido.
 Luminaire en aluminium. Verre de protection inclus.

230V|50HZ _ IP43



Power/Flow	code
2x13W / 2x18W / 2x26W	7087.2xx.xFL

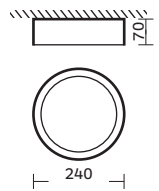
- Branco / White
Blanco / Blanc
- Cinza / Gray
Gris / Gris
- Grafite / Graphite
Grafito / Graphite
- Preto / Black
Negro / Noir
- Escovado / Brushed
Cepillado / Brossé
- Fosco / Frosted
Mate / Givré

7088



Luminária em alumínio escovado ou pintado. Difusor em policarbonato.
 Luminaire in aluminium, brushed or painted. Polycarbonate diffuser.
 Luminaria en aluminio cepillado o pintado. Difusor en policarbonato.
 Luminaire en aluminium, brossé ou peint. Diffuseur en polycarbonate.

230V|50HZ _ IP54



Power/Flow	code
16W	7088.116.xOL
LED 15W	7188.115.xOL

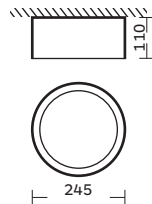
- Branco / White
Blanco / Blanc
- Cinza / Gray
Gris / Gris
- Grafite / Graphite
Grafito / Graphite
- Preto / Black
Negro / Noir
- Escovado / Brushed
Cepillado / Brossé
- Opalino / Opaline
Opal / Opaline

7086



Luminária em alumínio. Vidro de protecção como opção.
 Luminaire in aluminium. Protective glass as an option.
 Luminaria en aluminio. Vidrio de protección opcional.
 Luminaire en aluminium. Verre de protection en option.

230V|50HZ _ IP20



Power/Flow	code	code
LED 18W - 2200 lm	7086.118.xXL	7086.118.xFL
2x13W / 2x18W / 2x26W	7086.2xx.xXL	7086.2xx.xFL

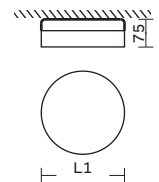
- Branco / White
Blanco / Blanc
- Cinza / Gray
Gris / Gris
- Grafite / Graphite
Grafito / Graphite
- Preto / Black
Negro / Noir
- Fosco / Frosted
Mate / Givré

7095



Luminária em policarbonato.
 Luminaire in polycarbonate.
 Luminaria en policarbonato.
 Luminaire en polycarbonate.

230V|50HZ _ IP54



L1	Power/Flow	code
220	16W	7095.116.1OL
280	2x9W	7095.209.1OL
220	LED 15W	7195.015.1OL
280	LED 15W	7195.115.1OL

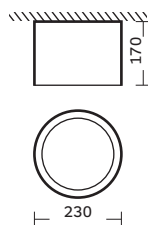
- Branco / White
Blanco / Blanc
- Opalino / Opaline
Opal / Opaline

7085



Luminária em alumínio. Vidro de protecção incluído.
 Luminaire in aluminium. Protective glass included.
 Luminaria en aluminio. Vidrio de protección incluido.
 Luminaire en aluminium. Verre de protection inclus.

230V|50HZ _ IP20



Power/Flow	code
LED 18W - 2200 lm	7185.118.xFL
2x13W / 2x18W / 2x26W	7085.2xx.xFL

Branco / White
Blanco / Blanc

Cinza / Gray
Gris / Gris

Grafite / Graphite
Grafito / Graphite

Preto / Black
Negro / Noir

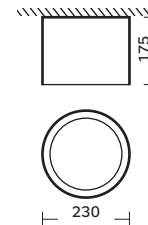
Fosco / Frosted
Mate / Givré

7097



Luminária em alumínio.
 Luminaire in aluminium.
 Luminaria en aluminio.
 Luminaire en aluminium.

230V|50HZ _ IP20



Power/Flow	code
LED 18W - 2200 lm	7197.118.xXL
2x13W / 2x18W / 2x26W	7097.2xx.xXL

Branco / White
Blanco / Blanc

Cinza / Gray
Gris / Gris

Grafite / Graphite
Grafito / Graphite

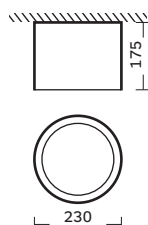
Preto / Black
Negro / Noir

7099



Luminária em alumínio. Vidro de protecção incluído.
 Luminaire in aluminium. Protective glass included.
 Luminaria en aluminio. Vidrio de protección incluido.
 Luminaire en aluminium. Verre de protection inclus.

230V|50HZ _ IP40



Power/Flow	code
LED 18W - 2200 lm	7199.118.xFL
2x13W / 2x18W / 2x26W	7099.2xx.xFL

Branco / White
Blanco / Blanc

Cinza / Gray
Gris / Gris

Grafite / Graphite
Grafito / Graphite

Preto / Black
Negro / Noir

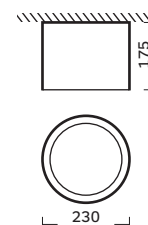
Fosco / Frosted
Mate / Givré

7098



Luminária em alumínio.
 Luminaire in aluminium.
 Luminaria en aluminio.
 Luminaire en aluminium.

230V|50HZ _ IP20



Power/Flow	code
LED 18W - 2200 lm	7198.118.xAL
2x13W / 2x18W / 2x26W	7098.2xx.xAL

Branco / White
Blanco / Blanc

Cinza / Gray
Gris / Gris

Grafite / Graphite
Grafito / Graphite

Preto / Black
Negro / Noir

Espelhos de luz

Lighting mirrors

Espejos de luz

Miroirs de lumière

Interior

Indoor

Interior

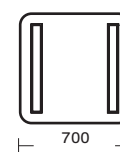
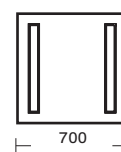
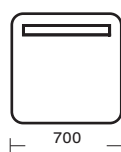
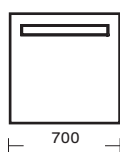
Intérieur







230V|50HZ _ IP44



Power/Flow	code	code
LED 10W – 1300 lm	5074.205.EFL	5574.205.EFL
T5 14W	5074.114.EFL	5574.114.EFL
T5 24W	5074.124.EFL	5574.124.EFL
LED 20W – 2600 lm	5075.405.EFL	5575.405.EFL
T5 2x14W	5075.214.EFL	5575.214.EFL
T5 2x24W	5075.224.EFL	5575.224.EFL



5074



5574



5075



5575

◆ Fosco / Frosted
 Mate / Givré

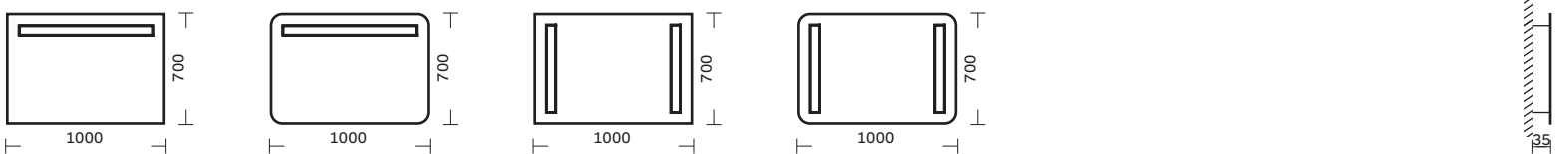
◆ Espelho / Mirror
 Espejo / Miroir

5077

Espelhos de luz.
Lighting mirrors.
Espejos de luz.
Miroirs de lumière.



230V|50HZ _ IP44



5076

5576


5077

5577

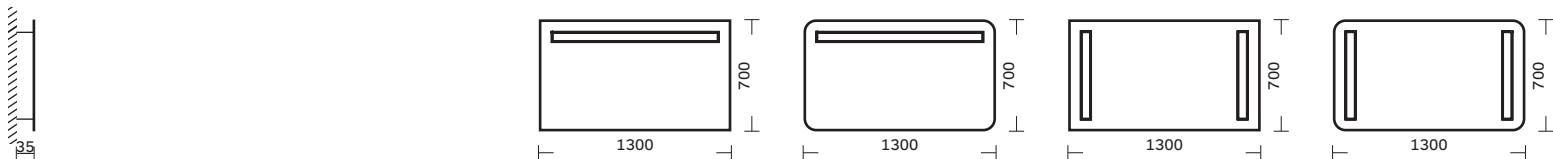
Power/Flow	code	code
LED 15W - 1950 lm	5076.305.EFL	5576.305.EFL
T5 21W	5076.121.EFL	5576.121.EFL
T5 39W	5076.139.EFL	5576.139.EFL
LED 20W - 2600 lm	5077.405.EFL	5577.405.EFL
T5 2X14W	5077.214.EFL	5577.214.EFL
T5 2X24W	5077.224.EFL	5577.224.EFL

◇ Fosco / Frosted
Mate / Givré

◇ Espelho / Mirror
Espejo / Miroir



230V|50HZ _ IP44



Power/Flow	code	code
LED 20W - 2600 lm	5078.405.EFL	5578.405.EFL
T5 28W	5078.128.EFL	5578.128.EFL
T5 54W	5078.154.EFL	5578.154.EFL
LED 20W - 2600 lm	5079.405.EFL	5579.405.EFL
T5 2x14W	5079.214.EFL	5579.214.EFL
T5 2x24W	5079.224.EFL	5579.224.EFL



5078



5578



5079



5579

◊ Fosco / Frosted Mate / Givré ◊ Espelho / Mirror Espejo / Miroir

Aparelhos de emergência

Emergency signs

Señales de emergencia

Signes de secours

Interior

Indoor

Interior

Intérieur





Aparelho de emergência equipado com LED's e placa acrílica. Com driver incorporado.
 Emergency sign equipped with LEDs and acrylic plaque. With driver incorporated.
 Señal de emergencia equipado con LEDs y placa de acrílico. Com controlador incorporado.
 Signe de secours équipé de LED et plaque acrylique. Avec contrôleur incorporé.

5032



230V|50HZ _ IP40 _ IK05



Power/Flow	L1	L2	5032. code	5030. code	5031. code	5033. code
LED 2,4W	380	50	.124.XTL	—	—	—
	400	64	—	.124.XTL	—	—
	380	44	—	—	.124.XTL	.124.XTL

Power/Flow	L1	L2	5042. code	5040. code	5041. code	5043. code
8W	400	50	.108.XTL	—	—	—
	400	85	—	.108.XTL	—	—
	400	65	—	—	.108.XTL	.108.XTL

Sistema de ligação para telecomando
 Connection system for remote
 Sistema de conexión para control remoto
 Système de connexion pour télécommande

5032			5030			5031			5033		
5042			5040			5041			5043		

- Branco / White
Blanco / Blanc
- Cinza Satinado / Satin Gray
Gris Satinado / Gris Satin
- Escovado / Brushed
Cepillado / Brossé
- Grafite / Graphite
Grafito / Graphite
- Preto / Black
Negro / Noir

5045



Aparelho de emergência equipado com LED's e placa acrílica. Com driver incorporado.

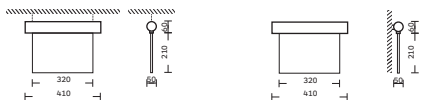
Emergency sign equipped with LEDs and acrylic plaque. With driver incorporated.

Señal de emergencia equipado con LEDs y placa de acrílico. Com controlador incorporado.

Signe de secours équipé de LED et plaque acrylique. Avec contrôleur incorporé.



230V|50HZ _ IP65 _ IK07



5045



5044



Sistema de ligação para telecomando
Connection system for remote
Sistema de conexión para control remoto
Système de connexion pour télécommande

Power/Flow	code	code
LED 2,4W	5044.124.4VL	5045.124.4VL

■ Escovado / Brushed
Cepillado / Brossé

◇ Fosco / Frosted
Mate / Givré

◇ Transparente / Transparent
Transparente / Transparent

Aparelho de emergência equipado com T5.

Emergency sign equipped with T5.

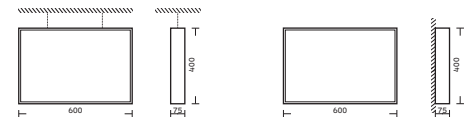
Señal de emergencia equipado con T5.

Signe de secours équipé de T5.

 **5049**



230V|50HZ _ IP40 _ IK05



5049



5048

Dupla face / Double side
Double cara / Double côté

Sistema de ligação para telecomando
Connection system for remote
Sistema de conexión para control remoto
Système de connexion pour télécommande

Power/Flow	code	code
3x14W - 1 Emergência	5049.314.xOL	5048.314.xOL
3x24W - 1 Emergência	5049.324.xOL	5048.324.xOL
4x14W - 2 Emergência	5049.414.xOL	5048.414.xOL
4x24W - 2 Emergência	5049.424.xOL	5048.424.xOL

- Branco / White
Blanco / Blanc
- Cinza Satinado / Satin Gray
Gris Satinado / Gris Satin
- Escovado / Brushed
Cepillado / Brossé
- Grafite / Graphite
Grafito / Graphite
- Preto / Black
Negro / Noir
- Opalino / Opaline
Opal / Opaline

5046

Aparelho de emergência equipado com T5 ou LED e placa acrílica.

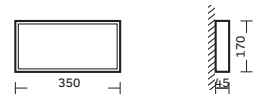
Emergency sign equipped with T5 or LED and acrylic plaque.

Señal de emergencia equipado con T5 o LED y placa de acrílico.

Signe de secours équipé de T5 ou LED et plaque acrylique.



230V|50HZ _ IP40 _ IK05



Sistema de ligação para telecomando
 Connection system for remote
 Sistema de conexión para control remoto
 Système de connexion pour télécommande

Power/Flow	code
8W	5046.108.xOL
LED 2,4W	5046.124.xOL

- Branco / White
Blanco / Blanc
- Cinza Satinado / Satin Gray
Gris Satinado / Gris Satin
- Escovado / Brushed
Cepillado / Brossé
- Grafite / Graphite
Grafito / Graphite
- Preto / Black
Negro / Noir
- Opalino / Opaline
Opal / Opaline

Aparelho de emergência em policarbonato equipado com PL-S. Saliente de parede.
Polycarbonate emergency sign equipped with PL-S. Wall surface mounted.
Señal de emergencia en policarbonato equipado con PL-S. Saliente de pared.
Signe de secours en polycarbonate équipé de PL-S. Saillant du mur.

E 5047



230V|50HZ _ IP54 _ IK08



Sistema de ligação para telecomando
Connection system for remote
Sistema de conexión para control remoto
Système de connexion pour télécommande

Power/Flow	code
9 W	5047.109.10L

Branco / White
Blanco / Blanc

Opalino / Opaline
Opal / Opaline

Apliques de parede

Wall lights

Apliques de pared

Appliqués de mur

Interior

Indoor

Interior

Intérieur



4076



Aro em aço inox escovado ou pintado. Vidro temperado com 4mm de espessura, incluído. Corpo em chapa de aço galvanizado pintado.

Trim in stainless steel, brushed or painted. 4mm thick tempered glass included. Galvanized steel plate body, painted.

Aro en acero inoxidable cepillado o pintado. Vidrio templado de 4 mm de espesor, incluído. Cuerpo en chapa de acero galvanizado pintado

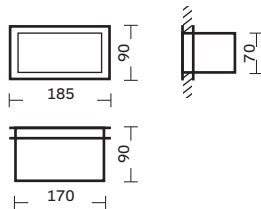
Bord en acier inoxydable, brossé ou peint. Verre trempé avec 4 mm d'épaisseur, inclus. Corps en tôle d'acier galvanisé peint.

230V | 50HZ _ IP43




4176 LED Driver incluído / Caixa de encastrar incluída
4176 LED Driver included / Recessed box included
4176 LED Driver incluído / Caja de empotramento incluída
4176 Driver LED inclus / Boîte d'encastrement incluse

Power/Flow	code
LED 3W	4076.103.xFL
LED 5W	4076.105.xFL
LED 3W - DI	4176.103.xFL
LED 5W - DI	4176.105.xFL
PL-S 7W	4076.107.xFL



- Branco / White
Blanco / Blanc
- Cinza / Gray
Gris / Gris
- Grafite / Graphite
Grafito / Graphite
- Inox / Stainless steel
Inoxidable / Inoxydable
- Preto / Black
Negro / Noir
- Fosco / Frosted
Mate / Givré

4077



Aro em aço inox escovado ou pintado. Vidro temperado com 4mm de espessura, incluído. Corpo em chapa de aço galvanizado pintado.

Trim in stainless steel, brushed or painted. 4mm thick tempered glass included. Galvanized steel plate body, painted.

Aro en acero inoxidable cepillado o pintado. Vidrio templado de 4 mm de espesor, incluído. Cuerpo en chapa de acero galvanizado pintado.

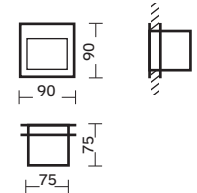
Bord en acier inoxydable, brossé ou peint. Verre trempé avec 4 mm d'épaisseur, inclus. Corps en tôle d'acier galvanisé peint.

12V _ IP43



4177 LED Driver incluído / Caixa de encastrar incluída
4177 LED Driver included / Recessed box included
4177 LED Driver incluído / Caja de empotramento incluída
4177 Driver LED inclus / Boîte d'encastrement incluse

Power/Flow	code
LED 3W	4077.103.xFL
LED 5W	4077.105.xFL
LED 3W - DI	4177.103.xFL
LED 5W - DI	4177.105.xFL



- Branco / White
Blanco / Blanc
- Cinza / Gray
Gris / Gris
- Grafite / Graphite
Grafito / Graphite
- Inox / Stainless steel
Inoxidable / Inoxydable
- Preto / Black
Negro / Noir
- Fosco / Frosted
Mate / Givré

4078



Aro em aço inox escovado ou pintado. Corpo em chapa de aço galvanizado pintado.

Trim in stainless steel, brushed or painted. Galvanized steel plate body, painted.

Aro en acero inoxidable cepillado o pintado. Cuerpo en chapa de acero galvanizado pintado.

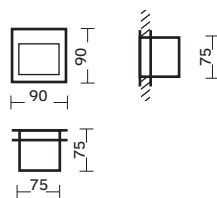
Bord en acier inoxydable, brossé ou peint. Corps en tôle d'acier galvanisé peint.

230V | 50HZ _ IP20



4178 LED Driver incluído / Caixa de encastrar incluída
4178 LED Driver included / Recessed box included
4178 LED Driver incluído / Caja de empotramento incluída
4178 Driver LED inclus / Boîte d'encastrement incluse

Power/Flow	code
LED 3W	4078.103.xXL
LED 5W	4078.105.xXL
LED 3W - DI	4178.103.xXL
LED 5W - DI	4178.105.xXL



- Branco / White
Blanco / Blanc
- Cinza / Gray
Gris / Gris
- Grafite / Graphite
Grafito / Graphite
- Inox / Stainless steel
Inoxidable / Inoxydable
- Preto / Black
Negro / Noir

4079



Luminária em alumínio. Caixa de encastrar como opção.

Luminaire in aluminium. Recessed box optional.

Luminaria en aluminio. Caja de empotrar optional.

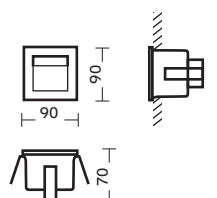
Luminaire en aluminium. Boîte d'encastrement en option.

12V _ IP20



4179 LED driver incluído
4179 LED driver included
4179 LED driver incluído
4179 Driver LED inclus

Power/Flow	code
LED 3W	4079.103.xXL
LED 3W - DI	4179.103.xXL
Caixa de encastrar	9963.000.XXX



- Branco / White
Blanco / Blanc
- Cinza / Gray
Gris / Gris
- Grafite / Graphite
Grafito / Graphite
- Preto / Black
Negro / Noir

4091



Aro em aço inox escovado ou pintado.
Corpo em alumínio injetado.

Trim in stainless steel in, brushed or painted.
Body in injected aluminium.

Aro en acero inoxidable cepillado o pintado.
Cuerpo en aluminio inyectado.

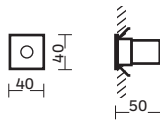
Bord en acier inoxydable brossé ou peint.
Corps en aluminium injecté.

230V|50HZ _ IP65




LED driver não incluído.
LED driver not included.
Transformador LED no incluído.
Driver LED non inclus.

Power/Flow	code
LED 1,2W - 350mA	4091.112.xTL



- Branco / White
Blanco / Blanc
- Cinza / Gray
Gris / Gris
- Grafite / Graphite
Grafito / Graphite
- Inox / Stainless steel
Inoxidable / Inoxydable
- Preto / Black
Negro / Noir
- Transparente / Transparent
Transparente / Transparent

4092



Aro em aço inox escovado ou pintado.
Corpo em alumínio injetado.

Trim in stainless steel in, brushed or painted.
Body in injected aluminium.

Aro en acero inoxidable cepillado o pintado.
Cuerpo en aluminio inyectado.

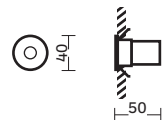
Bord en acier inoxydable brossé ou peint.
Corps en aluminium injecté.

230V|50HZ _ IP65



LED driver não incluído.
LED driver not included.
Transformador LED no incluído.
Driver LED non inclus.

Power/Flow	code
LED 1,2W - 350mA	4092.112.xTL



- Branco / White
Blanco / Blanc
- Cinza / Gray
Gris / Gris
- Grafite / Graphite
Grafito / Graphite
- Inox / Stainless steel
Inoxidable / Inoxydable
- Preto / Black
Negro / Noir
- Transparente / Transparent
Transparente / Transparent

4093



Aro exterior e corpo em alumínio injetado.

External rim and body in injected aluminum.

Aro exterior y cuerpo en aluminio inyectado.

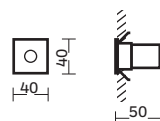
Collerette extérieur et corps en aluminium injecté.

230V|50HZ _ IP65




LED driver não incluído.
LED driver not included.
Transformador LED no incluído.
Driver LED non inclus.

Power/Flow	code
LED 1,2W - 350mA	4093.112.xTL



- Branco / White
Blanco / Blanc
- Cinza / Gray
Gris / Gris
- Grafite / Graphite
Grafito / Graphite
- Preto / Black
Negro / Noir
- Transparente / Transparent
Transparente / Transparent

4094



Aro exterior e corpo em alumínio injetado.

External rim and body in injected aluminum.

Aro exterior y cuerpo en aluminio inyectado.

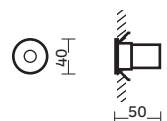
Collerette extérieur et corps en aluminium injecté.

230V|50HZ _ IP65



LED driver não incluído.
LED driver not included.
Transformador LED no incluído.
Driver LED non inclus.

Power/Flow	code
LED 1,2W - 350mA	4094.112.xTL



- Branco / White
Blanco / Blanc
- Cinza / Gray
Gris / Gris
- Grafite / Graphite
Grafito / Graphite
- Preto / Black
Negro / Noir
- Transparente / Transparent
Transparente / Transparent

4001

Luminária em aço inox escovado ou alumínio pintado. Corpo em alumínio extrudido. Difusor em acrílico fosco.

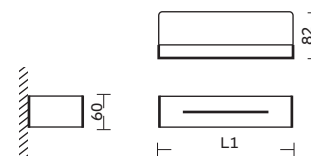
Luminaire in stainless steel, brushed or painted. Body in extruded aluminium. Frosted acrylic difuser.

Luminaria en acero inoxidable cepillado o aluminio pintado. Cuerpo en aluminio extruido. Difusor en acrílico mate.

Luminaire en acier inoxydable, brossé ou peint. Corps en aluminium extrudé. Diffuseur en acrylique givré.



230V|50HZ _ IP20



235 mm

600 mm


900 mm

Power/Flow	L1	code
LED 2 x 4w - 1100 lm	235	4001.204.xFL
13W / 18W / 26W / E27	235	4001.1xx.xFL
LED 4 x 7w - 4400 lm	600	4001.407.xFL
T5 14W / T5 24W	600	4001.1xx.xFL
LED 6 x 7w - 6600 lm	900	4001.607.xFL
T5 21W / T5 39W	900	4001.1xx.xFL

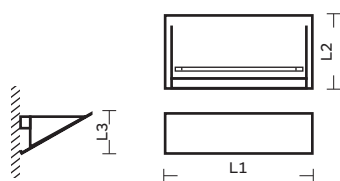
- Branco / White
Blanco / Blanc
- Cinza / Gray
Gris / Gris
- Grafite / Graphite
Grafito / Graphite
- Inox / Stainless steel
Inoxidable / Inoxydable
- Preto / Black
Negro / Noir
- Carvalho / Oak
Roble / Chêne
- Wengué / Wengue
Wengué / Wengue
- Fosco / Frosted
Mate / Givré

Luminária em aço inox escovado ou pintado. Vidro de proteção incluído.
 Luminaire in stainless steel, brushed or painted. Protection glass included.
 Luminaria en acero inoxidable cepillado o pintado. Vidrio de protección incluido.
 Luminaire en acier inoxydable, brossé ou peint. Verre de protection inclus.

E 4002



230V|50HZ _ IP20



Power/Flow	L1	L2	L3	code
LED 2x4W - 1100 lm	300	180	110	4002.204.xFL
LED 4W - 550 lm	250	115	74	4002.104.xFL
13W / 18W / 26W	300	180	110	4002.1xx.xFL
LED 2x 7W - 2200 lm	500	240	110	4002.207.xFL
PL-L 36W	500	180	110	4002.136.xFL
PL-L 2x36W	500	180	110	4002.236.xFL
LED 14W - 2200 lm	700	180	110	4002.114.xFL
LED 2x14W - 4400 lm	700	240	110	4002.214.xFL
PL-L 55W	700	180	110	4002.155.xFL
PL-L 2x55W	700	240	110	4002.255.xFL
LED 2x14W - 4400 lm	1230	180	110	4002.407.xFL
T5 28W/T5 54W	1230	180	110	4002.1xx.xFL



300 mm



500 mm



700 mm



1230 mm




- Branco / White / Blanco / Blanc
- Cinza / Gray / Gris / Gris
- Grafite / Graphite / Grafito / Graphite
- Inox / Stainless steel / Inoxidable / Inoxidable
- Preto / Black / Negro / Noir
- Fosco / Frosted / Mate / Givré


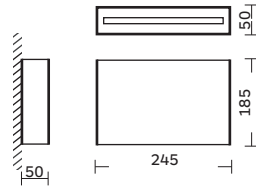
4004

Luminária em aço inox escovado ou pintado.
 Luminaire in stainless steel, brushed or painted.
 Luminaria en acero inoxidable cepillado o pintado.
 Luminaire en acier inoxydable, brossé ou peint.

230V|50HZ _ IP20



Power/Flow	code
LED 2x4W - 1100 lm	4004.204.xFL
2x9W	4004.209.xXL
2x13W / 2x18W / 2x26W	4004.2xx.xXL




Branco / White / Blanc
 Cinza / Gray / Gris
 Grafite / Graphite / Graphite
 Inox / Stainless steel / Inoxidable / Inoxydable
 Preto / Black / Negro / Noir
 Fosco / Frosted / Mate / Givré

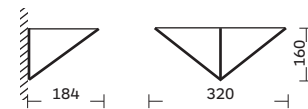
4005

Luminária em aço inox escovado ou pintado. Vidro de proteção incluído.
 Luminaire in stainless steel, brushed or painted. Protection glass included.
 Luminaria en acero inoxidable cepillado o pintado. Vidrio de protección incluido.
 Luminaire en acier inoxydable, brossé ou peint. Verre de protection inclus.

230V|50HZ _ IP20



Power/Flow	code
LED 2x4W - 1100 lm	4005.204.xFL
13W / 18W	4005.1xx.xFL

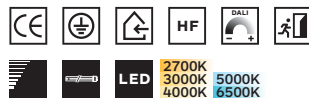


Branco / White / Blanc
 Cinza / Gray / Gris
 Grafite / Graphite / Graphite
 Inox / Stainless steel / Inoxidable / Inoxydable
 Preto / Black / Negro / Noir
 Fosco / Frosted / Mate / Givré

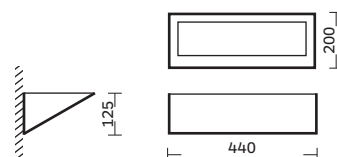
4006

Luminária em aço inox escovado ou pintado. Vidro de proteção incluído.
 Luminaire in stainless steel, brushed or painted. Protection glass included.
 Luminaria en acero inoxidable cepillado o pintado. Vidrio de protección incluido.
 Luminaire en acier inoxydable, brossé ou peint. Verre de protection inclus.

230V|50HZ _ IP20



Power/Flow	code
LED 2x7W - 2200 lm	4006.207.xFL
PL-L 36W	4006.136.xFL
PL-L 2x36W	4006.236.xFL



Branco / White / Blanc
 Cinza / Gray / Gris
 Grafite / Graphite / Graphite
 Inox / Stainless steel / Inoxidable / Inoxydable
 Preto / Black / Negro / Noir
 Fosco / Frosted / Mate / Givré

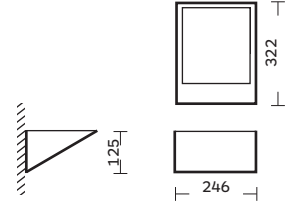
4007

Luminária em aço inox escovado ou pintado. Vidro de proteção incluído.
 Luminaire in stainless steel, brushed or painted. Protection glass included.
 Luminaria en acero inoxidable cepillado o pintado. Vidrio de protección incluido.
 Luminaire en acier inoxydable, brossé ou peint. Verre de protection inclus.

230V|50HZ _ IP20



Power/Flow	code
LED 2x4W - 1100 lm	4007.204.xFL
13W/18W/26W	4007.1xx.xFL
2x13W/2x18W/2x26W	4007.2xx.xFL
42W	4007.142.xFL
70W/150W	4007.1xx.xFL
R7s	4007.100.xFX



- Branco / White
Blanco / Blanc
- Cinza / Gray
Gris / Gris
- Grafite / Graphite
Grafito / Graphite
- Inox / Stainless steel
Inoxidable / Inoxydable
- Preto / Black
Negro / Noir
- Fosco / Frosted
Mate / Givré

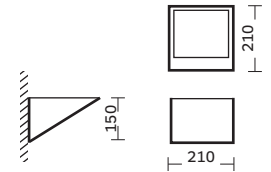
4008

Luminária em aço inox escovado ou pintado. Vidro de proteção incluído.
 Luminaire in stainless steel, brushed or painted. Protection glass included.
 Luminaria en acero inoxidable cepillado o pintado. Vidrio de protección incluido.
 Luminaire en acier inoxydable, brossé ou peint. Verre de protection inclus.

230V|50HZ _ IP20



Power/Flow	code
LED 2x4W - 1200 lm	4008.204.xFL
13W/18W/26W	4008.1xx.xFL
70W	4008.107.xFL
R7s	4008.100.xFX



- Branco / White
Blanco / Blanc
- Cinza / Gray
Gris / Gris
- Grafite / Graphite
Grafito / Graphite
- Inox / Stainless steel
Inoxidable / Inoxydable
- Preto / Black
Negro / Noir
- Fosco / Frosted
Mate / Givré

4109

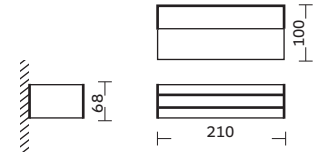
Aplique de parede em alumínio. Vidro incluído.

Aluminum wall light. Glass included.

Aplique de pared en aluminio. Vidrio incluido.

Applicque murale en aluminium. Verre inclus.

230V|50HZ _ IP20



Power/Flow	code
26W	4109.126.xFL

- Branco / White
Blanco / Blanc
- Cinza / Gray
Gris / Gris
- Fosco / Frosted
Mate / Givré

4509

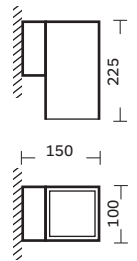
Aplique de parede em alumínio. Vidro incluído.

Aluminum wall light. Glass included.

Aplique de pared en aluminio. Vidrio incluido.

Applicque murale en aluminium. Verre inclus.

230V|50HZ _ IP20



Power/Flow	code
E27	4509.100.xFX

- Branco / White
Blanco / Blanc
- Cinza / Gray
Gris / Gris
- Fosco / Frosted
Mate / Givré

2040

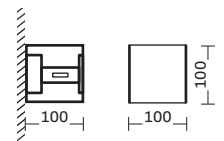
Aplique de parede em alumínio para aplicação interior e exterior. Emissão de luz direta e indireta com possibilidade de regulação do ângulo de projeção.

Aluminum wall light for interior and exterior application. Direct and indirect light emission with the possibility of adjusting the projection angle.

Aplique de pared en aluminio para aplicación interior y exterior. Emisión de luz directa e indirecta con posibilidad de regulación del ángulo de proyección.

Applicque murale en aluminium pour application intérieure et extérieure. Emission de lumière directe et indirecte avec la possibilité d'ajuster l'angle de projection.

230V|50HZ _ IP65



Power/Flow	code
COB 7W - 560lm	2040.107.xXL

- Branco / White
Blanco / Blanc
- Cinza / Gray
Gris / Gris
- Grafite / Graphite
Grafito / Graphite
- Preto / Black
Negro / Noir

Sancas

Mouldings

Sancas

Moulures

Interior

Indoor

Interior


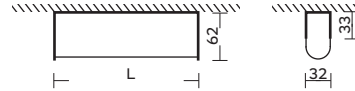
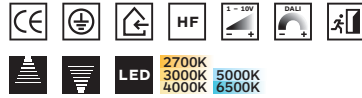
Intérieur



4011

Linhas de luz contínuas sem sombras.
Continuous lines of light without shadows.
Líneas de luz continuas sin sombras.
Lignes continues de lumière sans ombre.

230V|50HZ _ IP20



L (mm)	Power/Flow	code	L (mm)	Power/Flow	code
290	LED 7W - 1100 lm	4011.029.1OL	2810	LED 70W - 11000 lm	4011.281.1OL
430	LED 10W - 1650 lm	4011.043.1OL	2950	LED 74W - 11550 lm	4011.295.1OL
570	LED 14W - 2200 lm	4011.057.1OL	3090	LED 77W - 12100 lm	4011.309.1OL
710	LED 17W - 2750 lm	4011.071.1OL	3230	LED 81W - 12650 lm	4011.323.1OL
850	LED 21W - 3300 lm	4011.085.1OL	3370	LED 84W - 13200 lm	4011.337.1OL
990	LED 24W - 3850 lm	4011.099.1OL	3510	LED 88W - 13750 lm	4011.351.1OL
1130	LED 28W - 4400 lm	4011.113.1OL	3650	LED 91W - 14300 lm	4011.365.1OL
1270	LED 31W - 4950 lm	4011.127.1OL	3790	LED 95W - 14850 lm	4011.379.1OL
1410	LED 35W - 5500 lm	4011.141.1OL	3930	LED 98W - 15400 lm	4011.393.1OL
1550	LED 38W - 6050 lm	4011.155.1OL	4070	LED 102W - 15950 lm	4011.407.1OL
1690	LED 42W - 6600 lm	4011.169.1OL	4210	LED 105W - 16500 lm	4011.421.1OL
1830	LED 45W - 7150 lm	4011.183.1OL	4350	LED 109W - 17050 lm	4011.435.1OL
1970	LED 49W - 7700 lm	4011.197.1OL	4490	LED 112W - 17600 lm	4011.449.1OL
2110	LED 52W - 8250 lm	4011.211.1OL	4630	LED 116W - 18150 lm	4011.463.1OL
2250	LED 56W - 8800 lm	4011.225.1OL	4770	LED 119W - 18700 lm	4011.477.1OL
2390	LED 60W - 9350 lm	4011.239.1OL	4910	LED 123W - 19250 lm	4011.491.1OL
2530	LED 63W - 9900 lm	4011.253.1OL	5050	LED 126W - 19800 lm	4011.505.1OL
2670	LED 67W - 10450 lm	4011.267.1OL			


Branco / White
Blanco / Blanc

Opalino / Opaline
Opal / Opaline


4012

Linhas de luz contínuas sem sombras.
Continuous lines of light without shadows.
Líneas de luz continuas sin sombras.
Lignes continues de lumière sans ombre.

IP20 _ IP66 _ 230V|50HZ



Driver remoto > IP20
Remote driver > IP20
Driver remoto > IP20
Driver à distance > IP20



L (mm)	Power/Flow	code	L (mm)	Power/Flow	code	L (mm)	Power/Flow	code
150	Módulo LED 2W - 383 lm	4012.102.xOL	510	Fita LED IP20 7W - 900 lm	4012.207.xOL	560	Fita LED IP66 7W - 495 lm	4012.307.xOL
290	Módulo LED 5W - 766 lm	4012.105.xOL	610	Fita LED IP20 8W - 1080 lm	4012.208.xOL	670	Fita LED IP66 8W - 594 lm	4012.308.xOL
430	Módulo LED 7W - 1149 lm	4012.107.xOL	710	Fita LED IP20 10W - 1260 lm	4012.210.xOL	780	Fita LED IP66 10W - 693 lm	4012.310.xOL
570	Módulo LED 9W - 1532 lm	4012.109.xOL	810	Fita LED IP20 11W - 1440 lm	4012.211.xOL	890	Fita LED IP66 11W - 792 lm	4012.311.xOL
710	Módulo LED 12W - 1915 lm	4012.112.xOL	910	Fita LED IP20 13W - 1620 lm	4012.213.xOL	1000	Fita LED IP66 13W - 891 lm	4012.313.xOL
850	Módulo LED 14W - 2298 lm	4012.114.xOL	1010	Fita LED IP20 14W - 1800 lm	4012.214.xOL	1110	Fita LED IP66 14W - 990 lm	4012.314.xOL
990	Módulo LED 16W - 2691 lm	4012.116.xOL	1110	Fita LED IP20 15W - 1980 lm	4012.215.xOL	1220	Fita LED IP66 15W - 1089 lm	4012.315.xOL
1130	Módulo LED 18W - 3064 lm	4012.118.xOL	1210	Fita LED IP20 17W - 2160 lm	4012.217.xOL	1330	Fita LED IP66 17W - 1188 lm	4012.317.xOL
1270	Módulo LED 21W - 3447 lm	4012.121.xOL	1310	Fita LED IP20 18W - 2340 lm	4012.218.xOL	1440	Fita LED IP66 18W - 1287 lm	4012.318.xOL
1410	Módulo LED 23W - 3830 lm	4012.123.xOL	1410	Fita LED IP20 20W - 2520 lm	4012.220.xOL	1550	Fita LED IP66 20W - 1386 lm	4012.320.xOL
1550	Módulo LED 25W - 4213 lm	4012.125.xOL	1510	Fita LED IP20 21W - 2700 lm	4012.221.xOL	1660	Fita LED IP66 21W - 1485 lm	4012.321.xOL
1690	Módulo LED 28W - 4596 lm	4012.128.xOL	1610	Fita LED IP20 22W - 2880 lm	4012.222.xOL	1770	Fita LED IP66 22W - 1584 lm	4012.322.xOL
1830	Módulo LED 30W - 4979 lm	4012.130.xOL	1710	Fita LED IP20 24W - 3060 lm	4012.224.xOL	1880	Fita LED IP66 24W - 1683 lm	4012.324.xOL
1970	Módulo LED 32W - 5362 lm	4012.132.xOL	1810	Fita LED IP20 25W - 3240 lm	4012.225.xOL	1990	Fita LED IP66 25W - 1782 lm	4012.325.xOL
2110	Módulo LED 35W - 5745 lm	4012.135.xOL	1910	Fita LED IP20 27W - 3420 lm	4012.227.xOL	2100	Fita LED IP66 27W - 1881 lm	4012.327.xOL
2250	Módulo LED 37W - 6128 lm	4012.137.xOL	2010	Fita LED IP20 28W - 3600 lm	4012.228.xOL	2210	Fita LED IP66 28W - 1980 lm	4012.328.xOL
2390	Módulo LED 39W - 6511 lm	4012.139.xOL	2110	Fita LED IP20 29W - 3780 lm	4012.229.xOL	2320	Fita LED IP66 29W - 2079 lm	4012.329.xOL
2530	Módulo LED 41W - 6894 lm	4012.141.xOL	2210	Fita LED IP20 31W - 3960 lm	4012.231.xOL	2430	Fita LED IP66 31W - 2178 lm	4012.331.xOL
2670	Módulo LED 44W - 7277 lm	4012.144.xOL	2310	Fita LED IP20 32W - 4140 lm	4012.232.xOL	2540	Fita LED IP66 32W - 2277 lm	4012.332.xOL
2810	Módulo LED 46W - 7660 lm	4012.146.xOL	2410	Fita LED IP20 34W - 4320 lm	4012.234.xOL	2650	Fita LED IP66 34W - 2376 lm	4012.334.xOL
2950	Módulo LED 48W - 8043 lm	4012.148.xOL	2510	Fita LED IP20 35W - 4500 lm	4012.235.xOL	2760	Fita LED IP66 35W - 2475 lm	4012.335.xOL
3090	Módulo LED 51W - 8426 lm	4012.151.xOL	2610	Fita LED IP20 36W - 4680 lm	4012.236.xOL	2870	Fita LED IP66 36W - 2574 lm	4012.336.xOL
3230	Módulo LED 53W - 8809 lm	4012.153.xOL	2710	Fita LED IP20 38W - 4860 lm	4012.238.xOL	2980	Fita LED IP66 38W - 2673 lm	4012.338.xOL
3370	Módulo LED 55W - 9192 lm	4012.155.xOL	2810	Fita LED IP20 39W - 5040 lm	4012.239.xOL	3090	Fita LED IP66 39W - 2772 lm	4012.339.xOL
3510	Módulo LED 58W - 9575 lm	4012.158.xOL	2910	Fita LED IP20 41W - 5220 lm	4012.241.xOL	3200	Fita LED IP66 41W - 2871 lm	4012.341.xOL
			3010	Fita LED IP20 42W - 5400 lm	4012.242.xOL	3310	Fita LED IP66 42W - 2970 lm	4012.342.xOL

Branco / White
Blanco / Blanc

Cinza Satinado / Satin Gray
Gris Satinado / Gris Satin

Escovado / Brushed
Cepillado / Brossé

Grafite / Graphite
Gráfico / Graphite

Preto / Black
Negro / Noir

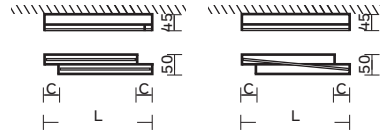
Opalino / Opaline
Opal / Opaline

4010



Linhas de luz contínuas sem sombras.
Continuous lines of light without shadows.
Líneas de luz continuas sin sombras.
Lignes continues de lumière sans ombre.

230V|50HZ _ IP20



L (mm)	C (mm)	Power/Flow	code
570	120	T5 14W	4010.114.1XL
870	120	T5 21W	4010.121.1XL
1170	120	T5 28W	4010.128.1XL
1470	120	T5 35W	4010.135.1XL
570	120	T5 24W	4010.124.1XL
870	120	T5 39W	4010.139.1XL
1470	120	T5 49W	4010.149.1XL
1170	120	T5 54W	4010.154.1XL
1470	120	T5 80W	4010.180.1XL

L (mm)	C (mm)	Power/Flow	code
640	70	T5 2x14W	4010.214.1XL
940	70	T5 2x21W	4010.221.1XL
1240	70	T5 2x28W	4010.228.1XL
1570	70	T5 2x35W	4010.235.1XL
640	70	T5 2x24W	4010.224.1XL
940	70	T5 2x39W	4010.239.1XL
1540	70	T5 2x49W	4010.249.1XL
1240	70	T5 2x54W	4010.254.1XL
1540	70	T5 2x80W	4010.280.1XL

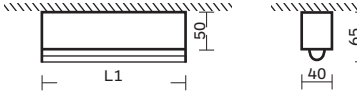
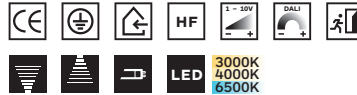
Branco / White
Blanco / Blanc

4016



Linhas de luz contínuas.
Continuous lines of light.
Líneas continuas de luz.
Lignes continues de lumière.

230V|50HZ _ IP20



L (mm)	Power/Flow	code
575	T5 14W	4016.114.xXL
875	T5 21W	4016.121.xXL
1175	T5 28W	4016.128.xXL
1475	T5 35W	4016.135.xXL
575	T5 24W	4016.124.xXL
875	T5 39W	4016.139.xXL
1475	T5 49W	4016.149.xXL
1175	T5 54W	4016.154.xXL
1475	T5 80W	4016.180.xXL
620	TL-D 18W	4016.118.xXL
1220	TL-D 36W	4016.136.xXL
1520	TL-D 58W	4016.158.xXL
620	LED Tube 10W	4016.110.xXL
1220	LED Tube 20W	4016.120.xXL
1520	LED Tube 25W	4016.125.xXL

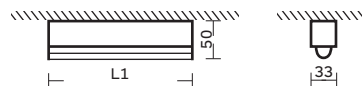
Branco / White
Blanco / Blanc Cinza / Gray
Gris / Gris

4014



Linhas de luz contínuas.
Continuous lines of light.
Líneas continuas de luz.
Lignes continues de lumière.

IP20 _ 230V|50HZ



L (mm)	Power/Flow	code
570	T5 14W	4014.114.1XL
870	T5 21W	4014.121.1XL
1170	T5 28W	4014.128.1XL
1470	T5 35W	4014.135.1XL

L (mm)	Power/Flow	code
570	T5 24W	4014.124.1XL
870	T5 39W	4014.139.1XL
1470	T5 49W	4014.149.1XL
1170	T5 54W	4014.154.1XL
1470	T5 80W	4014.180.1XL

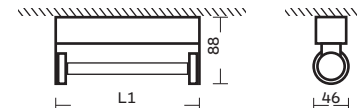

Branco / White
Blanco / Blanc

4017



Linhas de luz contínuas.
Continuous lines of light.
Líneas continuas de luz.
Lignes continues de lumière.

230V|50HZ _ IP40



L (mm)	Power/Flow	code
580	T5 14W	4017.114.xXL
880	T5 21W	4017.121.xXL
1180	T5 28W	4017.128.xXL
1480	T5 35W	4017.135.xXL
580	T5 24W	4017.124.xXL
880	T5 39W	4017.139.xXL
1480	T5 49W	4017.149.xXL
1180	T5 54W	4017.154.xXL
1480	T5 80W	4017.180.xXL
620	TL-D 18W	4017.118.xXL
1220	TL-D 36W	4017.136.xXL
1520	TL-D 58W	4017.158.xXL
620	LED Tube 10W	4017.110.xXL
1220	LED Tube 20W	4017.120.xXL
1520	LED Tube 25W	4017.125.xXL

Branco / White
Blanco / Blanc Cinza / Gray
Gris / Gris

Estanque e industrial

Sealed luminaires
Luminarias estancas
Luminaires étanches

Interior

Indoor
Interior
Intérieur

Luminária estanque.
Sealed luminaire.
Luminaria estanca.
Luminaire étanche.

 **4018**

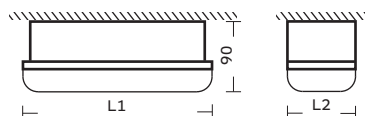


230V|50HZ _ IP66 _ IK08



L1 / L2 (mm)	Power/Flow	code
657 / 90	T5 14W	4018.114.2PL
1270 / 90	T5 28W	4018.128.2PL
1560 / 90	T5 35W	4018.135.2PL
657 / 90	T5 24W	4018.124.2PL
1560 / 90	T5 49W	4018.149.2PL
1270 / 90	T5 54W	4018.154.2PL
1560 / 90	T5 80W	4018.180.2PL
657 / 135	T5 2x14W	4018.214.2PL
1270 / 135	T5 2x28W	4018.228.2PL
1560 / 135	T5 2x35W	4018.235.2PL
657 / 135	T5 2x24W	4018.224.2PL
1560 / 135	T5 2x49W	4018.249.2PL
1270 / 135	T5 2x54W	4018.254.2PL
1560 / 135	T5 2x80W	4018.280.2PL
657 / 90	T8 18W	4018.118.2PL
1270 / 90	T8 36W	4018.136.2PL

L1 / L2 (mm)	Power/Flow	code
1560 / 90	T8 58W	4018.158.2PL
657 / 135	T8 2x18W	4018.218.2PL
1270 / 135	T8 2x36W	4018.236.2PL
1560 / 135	T8 2x58W	4018.258.2PL
657 / 90	LED Tube 10W	4018.110.2PL
1270 / 90	LED Tube 20W	4018.120.2PL
1560 / 90	LED Tube 25W	4018.125.2PL
657 / 135	LED Tube 2x10W	4018.210.2PL
1270 / 135	LED Tube 2x20W	4018.220.2PL
1560 / 135	LED Tube 2x25W	4018.225.2PL
657 / 90	LED 14W – 2200 lm	4018.014.2PL
1270 / 90	LED 28W – 4400 lm	4018.028.2PL
1560 / 90	LED 35W – 5500 lm	4018.035.2PL
657 / 135	LED 29W – 4400 lm	4018.029.2PL
1270 / 135	LED 56W – 8800 lm	4018.056.2PL
1560 / 135	LED 70W – 11000 lm	4018.070.2PL



■ Cinza / Gray ◊ Prismático / Prismatic
Gris / Gris Prismático / Prismatic

5501

Luminária em alumínio injetado. Revestido a epoxi poliéster com difusor.
Aplicação em áreas industriais e comerciais.

Injected aluminum luminaire. Coated epoxy polyester with diffuser.
Application in industrial and commercial areas.

Luminaria de aluminio inyectado. Revestido a epoxi poliéster con difusor.
Aplicación en áreas industriales y comerciales.

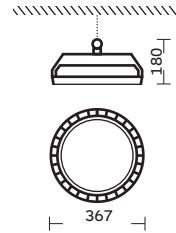
Luminaire en aluminium injecté. Epoxy polyester enduit avec diffuseur.
Application dans les zones industrielles et commerciales.

230V|50HZ _ IP65 _ IK07



Power/Flow	code
95W - 14670 lm	5501.095.2TL
120W - 18340 lm	5501.120.2TL
140W - 20150 lm	5501.140.2TL

■ Cinza / Gray
Gris / Gris



5502

Luminária em alumínio injetado. Revestido a epoxi poliéster com difusor.
Aplicação em áreas industriais e comerciais.

Injected aluminum luminaire. Coated epoxy polyester with diffuser.
Application in industrial and commercial areas.

Luminaria de aluminio inyectado. Revestido a epoxi poliéster con difusor.
Aplicación en áreas industriales y comerciales.

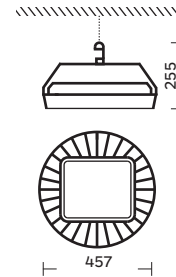
Luminaire en aluminium injecté. Epoxy polyester enduit avec diffuseur.
Application dans les zones industrielles et commerciales.

230V|50HZ _ IP65 _ IK07



Power/Flow	code
144W - 22500 lm	5502.144.2TL
185W - 28000 lm	5502.185.2TL
215W - 31000 lm	5502.215.2TL

■ Cinza / Gray
Gris / Gris



5001



Armadura decorativa com corpo em alumínio injetado pintado. Refletor em policarbonato.

Decorative armour in injected aluminium body, painted. Polycarbonate reflector.

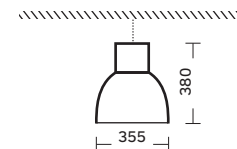
Armadura decorativa con cuerpo en aluminio inyectado pintado. Reflector en policarbonato.

Armure décorative avec corps en aluminium injecté peint. Réflecteur en polycarbonate.

230V|50HZ _ IP20



power / flow	code
MAX 120W	5001.100.xPX
PL-C 13W / 18W / 26W	5001.1xx.xPL
PL-C 13W / 18W / 26W	5101.1xx.xPL
PL-T 32W / 42W	5101.1xx.xPL
HQI-E 70W	5001.107.xPL
HQI-E 150W	5001.115.xPL



- Branco / White / Blanco / Blanc
 Cinza / Gray / Gris / Gris
 Grafite / Graphite / Grafito / Graphite
 Preto / Black / Negro / Noir
 Prismático / Prismatic / Prismático / Prismatic

5002



Armadura decorativa com corpo em alumínio injetado pintado. Refletor em policarbonato.

Decorative armour in injected aluminium body, painted. Polycarbonate reflector.

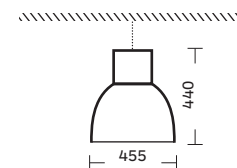
Decorativa con cuerpo en aluminio inyectado pintado. Reflector en policarbonato.

Armure décorative avec corps en aluminium injecté peint. Réflecteur en polycarbonate.

230V|50HZ _ IP20



power / flow	code
MAX 120W	5002.100.xPX
PL-C 13W / 18W / 26W	5002.1xx.xPL
PL-C 13W / 18W / 26W	5102.1xx.xPL
PL-T 32W / 42W	5102.1xx.xPL
HQI-E 70W	5002.107.xPL
HQI-E 100W	5002.100.xPL
HQI-E 150W	5002.115.xPL
HQI-E 250W	5002.125.xPL
HQI-E 400W	5002.140.xPL
COVER - 5002	9202.000.XXX



- Branco / White / Blanco / Blanc
 Cinza / Gray / Gris / Gris
 Grafite / Graphite / Grafito / Graphite
 Preto / Black / Negro / Noir
 Prismático / Prismatic / Prismático / Prismatic

5006



Corpo em alumínio injetado pintado. Refletor em alumínio. Vidro e grelha de proteção como opção.

Injected aluminium body, painted. Aluminum reflector. Glass and protective grille as an option.

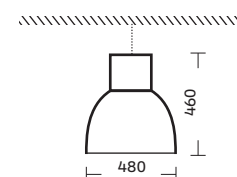
Cuerpo de aluminio inyectado pintado. Reflector de aluminio. Vidrio y rejilla de protección como una opción.

Corps en aluminium injecté peint. Réflecteur en aluminium. Verre et grille de protection en option.

230V|50HZ _ IP20



power / flow	code
MAX 120W	5006.100.xXX
PL-C 13W / 18W / 26W	5006.1xx.xXL
PL-C 13W / 18W / 26W	5106.1xx.xXL
PL-T 32W / 42W	5106.1xx.xXL
HQI-E 70W	5006.107.xXL
HQI-E 100W	5006.110.xXL
HQI-E 150W	5006.115.xXL
HQI-E 250W	5006.125.xXL
HQI-E 400W	5006.140.xXL
GRID - 5006	9202.GRE.xXX
GLASS - 5006	9202.VID.XTX



- Branco / White / Blanco / Blanc
 Cinza / Gray / Gris / Gris
 Grafite / Graphite / Grafito / Graphite
 Preto / Black / Negro / Noir
 Alumínio / Aluminium / Aluminio / Aluminium

Piso encastrada

Floor recessed
Suelo empotrado
Sol encastrée

Exterior
Outdoor
Exterior
Extérieur







3001



Aro exterior em aço inox. Corpo em alumínio injetado. Vidro temperado. Caixa de encastrar em PVC.

Stainless steel outer rim. Injected aluminium body. Tempered glass. PVC recessed box.

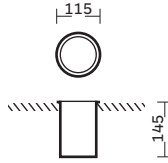
Aro exterior en acero inoxidable. Cuerpo en aluminio inyectado. Vidrio templado. Caja de empotrar en PVC.

Collorette extérieure en acier inoxydable. Corps en aluminium injecté. Verre trempé. Boîte d'encastrement en PVC.

230V|50HZ _ IP67 _ IK10



Power/Flow	code
GU10 MAX 50W	3001.100.8VX
GU10 LED 4W	3001.104.8VL
GU10 LED 5W	3001.105.8VL



Inox / Stainless steel
Inoxidable / Inoxydable

Fosco / Frosted
Mate / Givré

Transparente / Transparent
Transparente / Transparent

3011



Aro exterior em aço inox. Corpo em alumínio injetado. Vidro temperado. Caixa de encastrar em PVC.

Stainless steel outer rim. Injected aluminium body. Tempered glass. PVC recessed box.

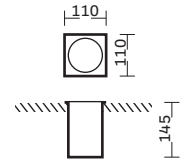
Aro exterior en acero inoxidable. Cuerpo en aluminio inyectado. Vidrio templado. Caja de empotrar en PVC.

Collorette extérieure en acier inoxydable. Corps en aluminium injecté. Verre trempé. Boîte d'encastrement en PVC.

230V|50HZ _ IP67 _ IK10



Power/Flow	code
GU10 MAX 50W	3011.100.8VX
GU10 LED 4W	3011.104.8VL
GU10 LED 5W	3011.105.8VL



Inox / Stainless steel
Inoxidable / Inoxydable

Fosco / Frosted
Mate / Givré

Transparente / Transparent
Transparente / Transparent

3014



Aro exterior em aço inox 316. Corpo em poliamida. Vidro temperado. Caixa de encastrar em poliamida.

316 stainless steel outer rim. Polyamide body. Tempered glass. Polyamide recessed box.

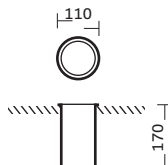
Aro exterior en acero inoxidable 316. Cuerpo en poliamida. Vidrio templado. Caja de empotrar en poliamida.

Collorette extérieure en acier inoxydable 316. Corps en polyamide. Verre trempé. Boîte d'encastrement en polyamide.

230V|50HZ _ IP67 _ IK10



Power/Flow	code
GU10 MAX 50W	3014.100.8VX
GU10 LED 4W	3014.104.8VL
GU10 LED 5W	3014.105.8VL



Inox / Stainless steel
Inoxidable / Inoxydable

Fosco / Frosted
Mate / Givré

Transparente / Transparent
Transparente / Transparent

3015



Aro exterior em aço inox 316. Corpo em poliamida. Vidro temperado. Caixa de encastrar em poliamida.

316 stainless steel outer rim. Polyamide body. Tempered glass. Polyamide recessed box.

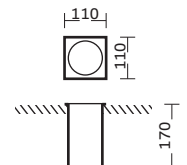
Aro exterior en acero inoxidable 316. Cuerpo en poliamida. Vidrio templado. Caja de empotrar en poliamida.

Collorette extérieure en acier inoxydable 316. Corps en polyamide. Verre trempé. Boîte d'encastrement en polyamide.

230V|50HZ _ IP67 _ IK10



Power/Flow	code
GU10 MAX 50W	3015.100.8VX
GU10 LED 4W	3015.104.8VL
GU10 LED 5W	3015.106.8VL



Inox / Stainless steel
Inoxidable / Inoxydable

Fosco / Frosted
Mate / Givré

Transparente / Transparent
Transparente / Transparent

3002



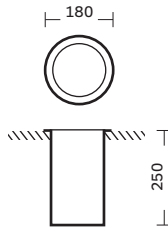
Aro exterior em aço inox. Corpo em alumínio injetado. Vidro temperado. Caixa de encastrar em PVC.

Stainless steel outer rim. Injected aluminium body. Tempered glass. PVC recessed box.

Aro exterior em acero inoxidable. Cuerpo en aluminio inyectado. Vidrio templado. Caja de empotrar en PVC.

Collorette extérieure en acier inoxydable. Corps en aluminium injecté. Verre trempé. Boîte d'encastrement en PVC.

230V|50HZ _ IP67 _ IK10



Power/Flow	code
E27 MAX 60W	3002.100.8VX
PL-C 13W / 18W	3x02.1xx.8VL
PL-T 26W	3x02.126.8VL
PAR30 LED 12W	3002.112.8VL

Inox / Stainless steel
Inoxidable / Inoxydable

Fosco / Frosted
Mate / Givré

Transparente / Transparent
Transparente / Transparent

3012



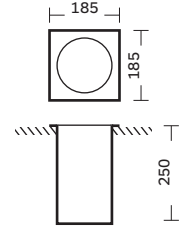
Aro exterior em aço inox. Corpo em alumínio injetado. Vidro temperado. Caixa de encastrar em PVC.

Stainless steel outer rim. Injected aluminium body. Tempered glass. PVC recessed box.

Aro exterior em acero inoxidable. Cuerpo en aluminio inyectado. Vidrio templado. Caja de empotrar en PVC.

Collorette extérieure en acier inoxydable. Corps en aluminium injecté. Verre trempé. Boîte d'encastrement en PVC.

230V|50HZ _ IP67 _ IK10



Power/Flow	code
E27 MAX 60W	3012.100.8VX
PL-C 13W / 18W	3x12.1xx.8VL
PL-T 26W	3x12.126.8VL
PAR30 LED 12W	3012.112.8VL

Inox / Stainless steel
Inoxidable / Inoxydable

Fosco / Frosted
Mate / Givré

Transparente / Transparent
Transparente / Transparent

3016



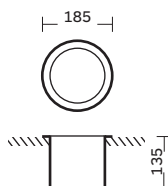
Aro exterior em aço inox 316. Corpo em poliamida. Vidro temperado. Caixa de encastrar em poliamida.

Stainless steel outer rim. Polyamide body. Tempered glass. Polyamide recessed box.

Aro exterior em acero inoxidable 316. Cuerpo en poliamida. Vidrio templado. Caja de empotrar en poliamida.

Collorette extérieure en acier inoxydable. Corps en polyamide. Verre trempé. Boîte d'encastrement en polyamide.

230V|50HZ _ IP67 _ IK10



Power/Flow	code
G53 AR111 50W	3016.150.8VL
G53 AR111 LED 10W	3016.110.8VL
G53 AR111 LED 15W	3016.115.8VL
GU10 LED 16W	3016.116.8VL

Inox / Stainless steel
Inoxidable / Inoxydable

Fosco / Frosted
Mate / Givré

Transparente / Transparent
Transparente / Transparent

3017



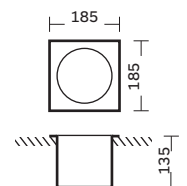
Aro exterior em aço inox 316. Corpo em poliamida. Vidro temperado. Caixa de encastrar em poliamida.

Stainless steel outer rim. Polyamide body. Tempered glass. Polyamide recessed box.

Aro exterior em acero inoxidable 316. Cuerpo en poliamida. Vidrio templado. Caja de empotrar en poliamida.

Collorette extérieure en acier inoxydable. Corps en polyamide. Verre trempé. Boîte d'encastrement en polyamide.

230V|50HZ _ IP67 _ IK10



Power/Flow	code
G53 AR111 50W	3017.150.8VL
G53 AR111 LED 10W	3017.110.8VL
G53 AR111 LED 15W	3017.115.8VL
GU10 LED 16W	3017.116.8VL

Inox / Stainless steel
Inoxidable / Inoxydable

Fosco / Frosted
Mate / Givré

Transparente / Transparent
Transparente / Transparent

3018



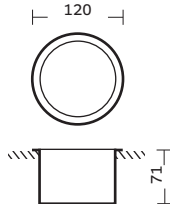
Aro exterior em aço inox. Corpo em alumínio injetado. Vidro temperado. Caixa de encastrar em PVC.

Stainless steel outer rim. Injected aluminium body. Tempered glass. PVC recessed box.

Aro exterior en acero inoxidable. Cuerpo en aluminio inyectado. Vidrio templado. Caja de empotrar en PVC.

Collorette extérieure en acier inoxydable. Corps en aluminium injecté. Verre trempé. Boîte d'encastrement en PVC.

230V|50HZ _ IP67



Power/Flow	code
LED 5W	3018.105.8VL
LED 7W	3018.107.8VL

Inox / Stainless steel
Inoxidable / Inoxydable

Fosco / Frosted
Mate / Givré

Transparente / Transparent
Transparente / Transparent

3019



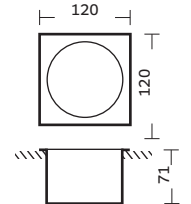
Aro exterior em aço inox. Corpo em alumínio injetado. Vidro temperado. Caixa de encastrar em PVC.

Stainless steel outer rim. Injected aluminium body. Tempered glass. PVC recessed box.

Aro exterior en acero inoxidable. Cuerpo en aluminio inyectado. Vidrio templado. Caja de empotrar en PVC.

Collorette extérieure en acier inoxydable. Corps en aluminium injecté. Verre trempé. Boîte d'encastrement en PVC.

230V|50HZ _ IP67



Power/Flow	code
LED 5W	3019.105.8VL
LED 7W	3019.107.8VL

Inox / Stainless steel
Inoxidable / Inoxydable

Fosco / Frosted
Mate / Givré

Transparente / Transparent
Transparente / Transparent

3021



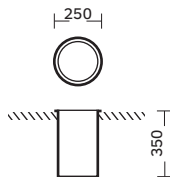
Aro exterior em aço inox 316. Corpo em alumínio injetado. Vidro temperado. Caixa de encastrar em PVC.

Stainless steel outer rim. Injected aluminium body. Tempered glass. PVC recessed box.

Aro exterior en acero inoxidable. Cuerpo en aluminio inyectado. Vidrio templado. Caja de empotrar en PVC.

Collorette extérieure en acier inoxydable. Corps en aluminium injecté. Verre trempé. Boîte d'encastrement en PVC.

230V|50HZ _ IP67 _ IK10



Power/Flow	code
MAX 60W	3021.100.8VX
13W / 18W / 26W	3021.1xx.8VL
35W / 70W	3x21.10x.8VL
150W	3x21.115.8VL
32W / 42W	3121.1xx.8VL

Inox / Stainless steel
Inoxidable / Inoxydable

Fosco / Frosted
Mate / Givré

Transparente / Transparent
Transparente / Transparent

3031



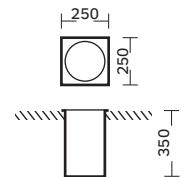
Aro exterior em aço inox 316. Corpo em alumínio injetado. Vidro temperado. Caixa de encastrar em PVC.

Stainless steel outer rim. Injected aluminium body. Tempered glass. PVC recessed box.

Aro exterior en acero inoxidable. Cuerpo en aluminio inyectado. Vidrio templado. Caja de empotrar en PVC.

Collorette extérieure en acier inoxydable. Corps en aluminium injecté. Verre trempé. Boîte d'encastrement en PVC.

230V|50HZ _ IP67 _ IK10



Power/Flow	code
MAX 60W	3031.100.8VX
13W / 18W / 26W	3031.1xx.8VL
35W / 70W	3x31.10x.8VL
150W	3x31.115.8VL
32W / 42W	3131.1xx.8VL

Inox / Stainless steel
Inoxidable / Inoxydable

Fosco / Frosted
Mate / Givré

Transparente / Transparent
Transparente / Transparent

3042



Aro exterior em aço inox. Corpo em alumínio injetado. Vidro temperado. Caixa de encastrar em PVC.

Stainless steel outer rim. Injected aluminium body. Tempered glass. PVC recessed box.

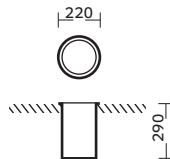
Aro exterior em acero inoxidable. Cuerpo en aluminio inyectado. Vidrio templado. Caja de empotrar en PVC.

Collorette extérieure en acier inoxydable. Corps en aluminium injecté. Verre trempé. Boîte d'encastrement en PVC.

230V|50HZ _ IP67 _ IK10



Power/Flow	code
MAX 60W	3042.100.8VX
LED 14W	3042.114.8VL
13W / 18W / 26W	3x42.1xx.8VL
32W / 42W	3142.1xx.8VL
70W	3042.107.8VL



Inox / Stainless steel
Inoxidable / Inoxydable

Fosco / Frosted
Mate / Givré

Transparente / Transparent
Transparente / Transparent

3052



Aro exterior em aço inox. Corpo em alumínio injetado. Vidro temperado. Caixa de encastrar em PVC.

Stainless steel outer rim. Injected aluminium body. Tempered glass. PVC recessed box.

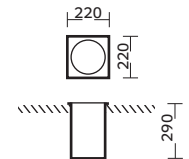
Aro exterior em acero inoxidable. Cuerpo en aluminio inyectado. Vidrio templado. Caja de empotrar en PVC.

Collorette extérieure en acier inoxydable. Corps en aluminium injecté. Verre trempé. Boîte d'encastrement en PVC.

230V|50HZ _ IP67 _ IK10



Power/Flow	code
MAX 60W	3052.100.8VX
LED 14W	3052.114.8VL
13W / 18W / 26W	3x52.1xx.8VL
32W / 42W	3152.1xx.8VL
70W	3052.107.8VL



Inox / Stainless steel
Inoxidable / Inoxydable

Fosco / Frosted
Mate / Givré

Transparente / Transparent
Transparente / Transparent

3043



Aro exterior em aço inox. Corpo em alumínio injetado. Vidro temperado. Caixa de encastrar em PVC.

Stainless steel outer rim. Injected aluminium body. Tempered glass. PVC recessed box.

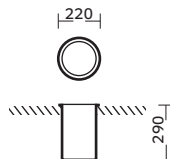
Aro exterior em acero inoxidable. Cuerpo en aluminio inyectado. Vidrio templado. Caja de empotrar en PVC.

Collorette extérieure en acier inoxydable. Corps en aluminium injecté. Verre trempé. Boîte d'encastrement en PVC.

230V|50HZ _ IP67 _ IK10



Power/Flow	code
35W / 70W	3043.10x.8VL



Inox / Stainless steel
Inoxidable / Inoxydable

Fosco / Frosted
Mate / Givré

Transparente / Transparent
Transparente / Transparent

3053



Aro exterior em aço inox. Corpo em alumínio injetado. Vidro temperado. Caixa de encastrar em PVC.

Stainless steel outer rim. Injected aluminium body. Tempered glass. PVC recessed box.

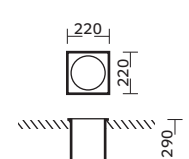
Aro exterior em acero inoxidable. Cuerpo en aluminio inyectado. Vidrio templado. Caja de empotrar en PVC.

Collorette extérieure en acier inoxydable. Corps en aluminium injecté. Verre trempé. Boîte d'encastrement en PVC.

230V|50HZ _ IP67 _ IK10



Power/Flow	code
35W / 70W	3053.10x.8VL



Inox / Stainless steel
Inoxidable / Inoxydable

Fosco / Frosted
Mate / Givré

Transparente / Transparent
Transparente / Transparent

3003



Projektor encastrado de pavimento com aro em aço inox. Corpo em alumínio injetado. Vidro temperado. Caixa de encastrar em ABS incluída.

Recessed floor projector with outer rim in stainless steel. Injected aluminium body. Tempered glass. Recessed ABS box included.

Proyector empotrado de piso con aro exterior en acero inoxidable. Cuerpo en aluminio inyectado. Vidrio templado. Caja de empotrar en ABS incluida.

Projecteur encastré de sol avec collorette extérieure en acier inoxydable. Corps en aluminium injecté. Verre trempé. Boîte d'encastrement en ABS inclus.

230V|50HZ _ IP67 _ IK10

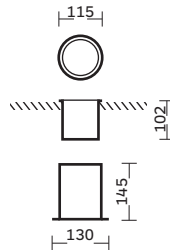


Opcional / Acessórios: Aro quadrado
Optional / Accessories: Square rim
Opcional / Acessórios: Aro quadrado
Optionnel / Accessoires: Collorette carré

Power/Flow	code
LED COB 9W	3003.109.8TL

Inox / Stainless steel
Inoxidable / Inoxydable

Transparente / Transparent
Transparente / Transparent



3004



Projektor encastrado de pavimento com aro em aço inox. LED COB orientável. Corpo em alumínio injetado. Vidro temperado. Caixa de encastrar em ABS incluída.

Recessed floor projector with outer rim in stainless steel. Orientable LED COB. Injected aluminium body. Tempered glass. Recessed ABS box included.

Proyector empotrado de piso con aro exterior en acero inoxidable. LED COB orientable. Cuerpo en aluminio inyectado. Vidrio templado. Caja de empotrar en ABS incluida.

Projecteur encastré de sol avec collorette extérieure en acier inoxydable. LED COB orientable. Corps en aluminium injecté. Verre trempé. Boîte d'encastrement en ABS inclus.

230V|50HZ _ IP67 _ IK10

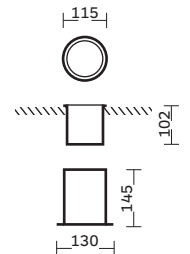


Opcional / Acessórios: Aro quadrado
Optional / Accessories: Square rim
Opcional / Acessórios: Aro quadrado
Optionnel / Accessoires: Collorette carré

Power/Flow	code
LED COB 3W	3004.104.8TL

Inox / Stainless steel
Inoxidable / Inoxydable

Transparente / Transparent
Transparente / Transparent



3005



Projektor encastrado de pavimento com aro em aço inox. Corpo em alumínio injetado. Vidro temperado. Caixa de encastrar em ABS incluída.

Recessed floor projector with outer rim in stainless steel. Injected aluminium body. Tempered glass. Recessed ABS box included.

Proyector empotrado de piso con aro exterior en acero inoxidable. Cuerpo en aluminio inyectado. Vidrio templado. Caja de empotrar en ABS incluida.

Projecteur encastré de sol avec collorette extérieure en acier inoxydable. Corps en aluminium injecté. Verre trempé. Boîte d'encastrement en ABS inclus.

230V|50HZ _ IP67 _ IK10

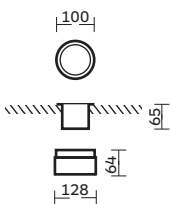


Opcional / Acessórios: Aro quadrado
Optional / Accessories: Square rim
Opcional / Acessórios: Aro quadrado
Optionnel / Accessoires: Collorette carré

Power/Flow	code
LED 3W	3005.103.8TL

Inox / Stainless steel
Inoxidable / Inoxydable

Transparente / Transparent
Transparente / Transparent



3010



Projektor encastrado de pavimento com aro em aço inox. LED COB orientável. Corpo em alumínio injetado. Vidro temperado. Caixa de encastrar em ABS incluída.

Recessed floor projector with outer rim in stainless steel. Orientable LED COB. Injected aluminium body. Tempered glass. Recessed ABS box included.

Proyector empotrado de piso con aro exterior en acero inoxidable. LED COB orientable. Cuerpo en aluminio inyectado. Vidrio templado. Caja de empotrar en ABS incluida.

Projecteur encastré de sol avec collorette extérieure en acier inoxydable. LED COB orientable. Corps en aluminium injecté. Verre trempé. Boîte d'encastrement en ABS inclus.

230V|50HZ _ IP67 _ IK10

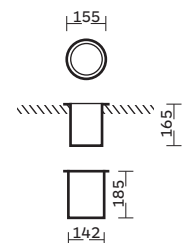


Opcional / Acessórios: Aro quadrado
Optional / Accessories: Square rim
Opcional / Acessórios: Aro quadrado
Optionnel / Accessoires: Collorette carré

Power/Flow	code
LED COB 9W	3010.109.8TL

Inox / Stainless steel
Inoxidable / Inoxydable

Transparente / Transparent
Transparente / Transparent



3022



Projektor encastrado de pavimento com aro em aço inox. Corpo em alumínio injetado. Vidro temperado. Caixa de encastrar em ABS incluída.

Recessed floor projector with outer rim in stainless steel. Injected aluminium body. Tempered glass. Recessed ABS box included.

Proyector empotrado de piso con aro exterior en acero inoxidable. Cuerpo en aluminio inyectado. Vidrio templado. Caja de empotrar en ABS incluida.

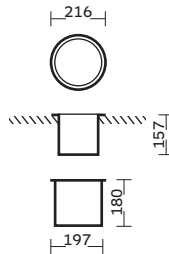
Projecteur encastré de sol avec collorette extérieure en acier inoxydable. Corps en aluminium injecté. Verre trempé. Boîte d'encastrement en ABS inclus.

230V|50HZ _ IP67 _ IK10



Opcional / Acessórios: Aro quadrado
Optional / Accessories: Square rim
Opcional / Accessoires: Aro quadrado
Optionnel / Accessoires: Collorette carré

Power/Flow	code
LED COB 22W	3022.122.8TL



Inox / Stainless steel
Inoxidable / Inoxydable

Transparente / Transparent
Transparente / Transparent

3023



Projektor encastrado de pavimento com aro em aço inox. Corpo em alumínio injetado. Vidro temperado. Caixa de encastrar em ABS incluída. Orientável.

Recessed floor projector with outer rim in stainless steel. Injected aluminium body. Tempered glass. Recessed ABS box included.

Proyector empotrado de piso con aro exterior en acero inoxidable. Cuerpo en aluminio inyectado. Vidrio templado. Caja de empotrar en ABS incluida. Orientable.

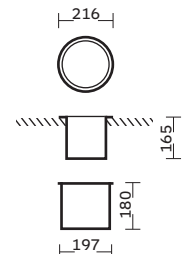
Projecteur encastré de sol avec collorette extérieure en acier inoxydable. Corps en aluminium injecté. Verre trempé. Boîte d'encastrement en ABS inclus.

230V|50HZ _ IP67 _ IK10



Opcional / Acessórios: Aro quadrado
Optional / Accessories: Square rim
Opcional / Accessoires: Aro quadrado
Optionnel / Accessoires: Collorette carré

Power/Flow	code
LED COB AR-111 12,8W	3023.113.8TL



Inox / Stainless steel
Inoxidable / Inoxydable

Transparente / Transparent
Transparente / Transparent

3006



Projektor encastrado de pavimento com aro em aço inox. Corpo em alumínio injetado. Vidro temperado. Caixa de encastrar em ABS incluída.

Recessed floor projector with outer rim in stainless steel. Injected aluminium body. Tempered glass. Recessed ABS box included.

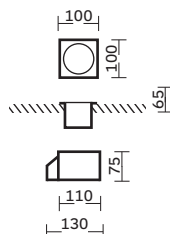
Proyector empotrado de piso con aro exterior en acero inoxidable. Cuerpo en aluminio inyectado. Vidrio templado. Caja de empotrar en ABS incluida.

Projecteur encastré de sol avec collorette extérieure en acier inoxydable. Corps en aluminium injecté. Verre trempé. Boîte d'encastrement en ABS inclus.

230V|50HZ _ IP67 _ IK10



Power/Flow	code
LED 4W	3006.104.8TL



Inox / Stainless steel
Inoxidable / Inoxydable

Transparente / Transparent
Transparente / Transparent

3030



Projektor encastrado de pavimento com aro em aço inox. Corpo em alumínio injetado. Vidro temperado. Caixa de encastrar em ABS incluída. Projeção assimétrica.

Recessed floor projector with outer rim in stainless steel. Injected aluminium body. Tempered glass. Recessed ABS box included. Asymmetric projection.

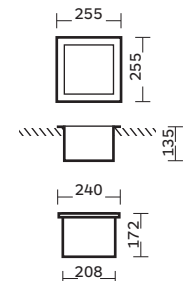
Proyector empotrado de piso con aro exterior en acero inoxidable. Cuerpo en aluminio inyectado. Vidrio templado. Caja de empotrar en ABS incluida. Proyección asimétrica.

Projecteur encastré de sol avec collorette extérieure en acier inoxydable. Corps en aluminium injecté. Verre trempé. Boîte d'encastrement en ABS inclus. Projection asymétrique.

230V|50HZ _ IP67 _ IK10



Power/Flow	code
LED COB 38W	3030.145.8TL



Inox / Stainless steel
Inoxidable / Inoxydable

Transparente / Transparent
Transparente / Transparent

3063

Aro exterior em aço inox 316 L. Corpo em alumínio injetado. Vidro temperado.

316 L Stainless steel outer rim. Injected aluminium body. Tempered glass.

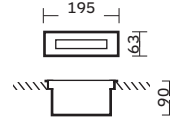
Aro exterior en acero inoxidable 316 L. Cuerpo en aluminio inyectado. Vidrio templado.

Collorette extérieur en acier inoxydable 316 L. Corps en aluminium injecté. Verre trempé.

230V|50HZ _ IP67 _ IK08



Power/Flow	code
LED 3x2W	3063.302.8FL



Inox / Stainless steel
Inoxidable / Inoxydable

Fosco / Frosted
Mate / Givré



3064

Aro exterior em aço inox 316 L. Corpo em alumínio injetado. Vidro temperado.

316 L Stainless steel outer rim. Injected aluminium body. Tempered glass.

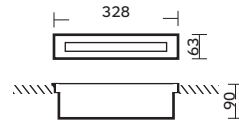
Aro exterior en acero inoxidable 316 L. Cuerpo en aluminio inyectado. Vidrio templado.

Collorette extérieur en acier inoxydable 316 L. Corps en aluminium injecté. Verre trempé.

230V|50HZ _ IP67 _ IK08



Power/Flow	code
LED 6x2W	3064.602.8FL



Inox / Stainless steel
Inoxidable / Inoxydable

Fosco / Frosted
Mate / Givré



3065

Aro exterior em aço inox. Corpo em alumínio injetado. Vidro temperado.

Stainless steel outer rim. Injected aluminium body. Tempered glass.

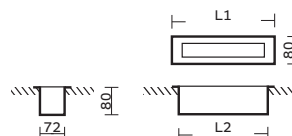
Aro exterior en acero inoxidable. Cuerpo en aluminio inyectado. Vidrio templado.

Collorette extérieur en acier inoxydable. Corps en aluminium injecté. Verre trempé.

230V|50HZ _ IP67 _ IK10



L1 (mm)	L2 (mm)	Power/Flow	code
300	280	LED 6x1W	3065.106.8VL
650	630	LED 15x1W	3065.115.8VL
950	930	LED 21x1W	3065.121.8VL
1250	1230	LED 27x1W	3065.127.8VL



Inox / Stainless steel
Inoxidable / Inoxydable

Transparente / Transparent
Transparente / Transparent

Fosco / Frosted
Mate / Givré



3055



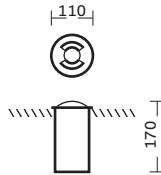
Aro exterior em aço inox 316. Corpo em poliamida. Vidro temperado. Caixa de encastrar em poliamida.

316 stainless steel outer rim. Polyamide body. Tempered glass. Polyamide recessed box.
Aro exterior em aço inoxidável 316. Cuerpo en poliamida. Vidrio templado. Caja de empotrar en poliamida.
Collorette extérieur en acier inoxydable 316. Corps en polyamide. Verre trempé. Boîte d'encastrement en polyamide.

230V|50HZ _ IP67 _ IK10



Power/Flow	code
GU10 MAX 50W	3055.100.8TX
GU10 LED 4W	3055.104.8TL
GU10 LED 5W	3055.105.8TL



■ **Inox / Stainless steel**
Inoxidável / Inoxydable

◇ **Transparente / Transparent**
Transparente / Transparent

3056



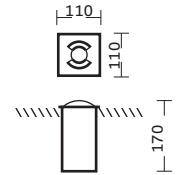
Aro exterior em aço inox 316. Corpo em poliamida. Vidro temperado. Caixa de encastrar em poliamida.

316 stainless steel outer rim. Polyamide body. Tempered glass.
Polyamide recessed box.
Aro exterior em aço inoxidável 316. Cuerpo en poliamida. Vidrio templado. Caja de empotrar en poliamida.
Collorette extérieur en acier inoxydable 316. Corps en polyamide. Verre trempé. Boîte d'encastrement en polyamide.

230V|50HZ _ IP67 _ IK10



Power/Flow	code
GU10 MAX 50W	3056.100.8TX
GU10 LED 4W	3056.104.8TL
GU10 LED 5W	3056.105.8TL



■ **Inox / Stainless steel**
Inoxidável / Inoxydable

◇ **Transparente / Transparent**
Transparente / Transparent

3057



Corpo em alumínio injetado. Caixa de encastrar.

Injected aluminium body. Recessed box.
Cuerpo en aluminio inyectado. Caja de empotrar.
Corps en aluminium injecté. Boîte d'encastrement.

230V|50HZ _ IP67 _ IK10

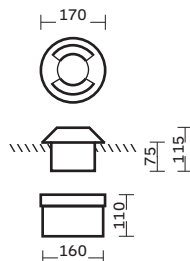


Opções de saída luminosa / Options de sortie de lumière
Opciones de salida de luz / Light output options



3057.102 3057.202 3057.402

Power/Flow	code
LED 1x2,4W	3057.102.9TL
LED 2x2,4W	3057.202.9TL
LED 4x2,4W	3057.402.9TL



■ **Preto / Black**
Negro / Noir

◇ **Transparente / Transparent**
Transparente / Transparent

3058



Corpo em alumínio injetado. Caixa de encastrar em PVC.

Injected aluminium body. PVC recessed box.
Cuerpo en aluminio inyectado. Caja de empotrar en PVC.
Corps en aluminium injecté. Boîte d'encastrement en PVC.

230V|50HZ _ IP67 _ IK10

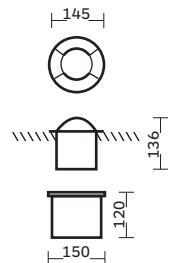


Opções de saída luminosa / Options de sortie de lumière
Opciones de salida de luz / Light output options



3058.105 3058.205 3058.405
3058.107 3058.207 3058.407

Power/Flow	code
LED 5W	3058.105.xTL
LED 7W	3058.107.xTL
LED 5W	3058.205.xTL
LED 7W	3058.207.xTL
LED 5W	3058.405.xTL
LED 7W	3058.407.xTL



□ **Branco / White**
Blanco / Blanc

■ **Cinza / Gray**
Gris / Gris

■ **Grafite / Graphite**
Grafito / Graphite

■ **Preto / Black**
Negro / Noir

◇ **Transparente / Transparent**
Transparente / Transparent

3091



Aro exterior em aço inox 316 L. Corpo em alumínio injetado. Caixa de encastrar.

316L stainless steel outer rim. Injected aluminium body. Recessed box.

Aro exterior en acero inoxidable 316 L. Cuerpo en aluminio inyectado. Caja de empotrar.

Collorette extérieure en acier inoxydable 316L. Corps en aluminium injecté. Boîte d'encastrement.

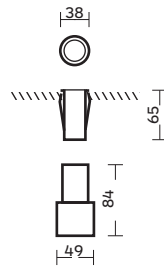
230V|50HZ _ IP67 _ IK06




Power/Flow	code
LED 2W	3091.102.8FL

Inox / Stainless steel
Inoxidable / Inoxydable

Fosco / Frosted
Mate / Givré



3092



Aro exterior em aço inox 316 L. Corpo em alumínio injetado. Caixa de encastrar.

316L stainless steel outer rim. Injected aluminium body. Recessed box.

Aro exterior en acero inoxidable 316 L. Cuerpo en aluminio inyectado. Caja de empotrar.

Collorette extérieure en acier inoxydable 316L. Corps en aluminium injecté. Boîte d'encastrement.

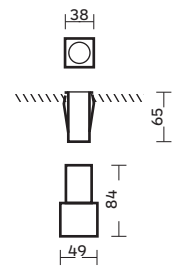
230V|50HZ _ IP67 _ IK06



Power/Flow	code
LED 2W	3092.102.8FL

Inox / Stainless steel
Inoxidable / Inoxydable

Fosco / Frosted
Mate / Givré



3093



Aro exterior em aço inox 316 L. Corpo em alumínio injetado. Caixa de encastrar.

316L stainless steel outer rim. Injected aluminium body. Recessed box.

Aro exterior en acero inoxidable 316 L. Cuerpo en aluminio inyectado. Caja de empotrar.

Collorette extérieure en acier inoxydable 316L. Corps en aluminium injecté. Boîte d'encastrement.

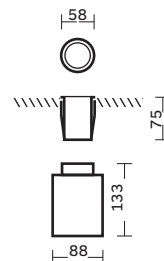
230V|50HZ _ IP67 _ IK08



Power/Flow	code
LED 3W	3093.103.8TL

Inox / Stainless steel
Inoxidable / Inoxydable

Transparente / Transparent
Transparente / Transparent



3094



Aro exterior em aço inox 316 L. Corpo em alumínio injetado. Caixa de encastrar.

316L stainless steel outer rim. Injected aluminium body. Recessed box.

Aro exterior en acero inoxidable 316 L. Cuerpo en aluminio inyectado. Caja de empotrar.

Collorette extérieure en acier inoxydable 316L. Corps en aluminium injecté. Boîte d'encastrement.

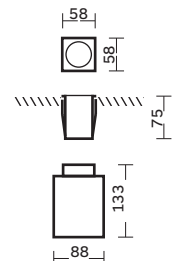
230V|50HZ _ IP67 _ IK08



Power/Flow	code
LED 3W	3094.103.8TL

Inox / Stainless steel
Inoxidable / Inoxydable

Transparente / Transparent
Transparente / Transparent



3096



Aro exterior em aço inox 316 L. Corpo em alumínio injetado.
Caixa de encastrar.

316L stainless steel outer rim. Injected aluminium body.
Recessed box.

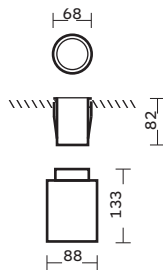
Aro exterior en acero inoxidable 316 L. Cuerpo en aluminio
inyectado. Caja de empotrar.

Collorette extérieure en acier inoxydable 316L. Corps en
aluminium injecté. Boîte d'encastrement.

230V|50HZ _ IP67 _ IK08



Power/Flow	code
LED COB 6W	3096.106.8TL



Inox / Stainless steel
Inoxidable / Inoxydable

Transparente / Transparent
Transparente / Transparent

3097



Aro exterior em aço inox 316 L. Corpo em alumínio injetado.
Caixa de encastrar.

316L stainless steel outer rim. Injected aluminium body.
Recessed box.

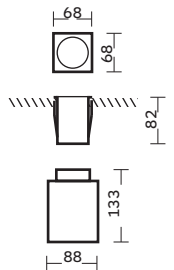
Aro exterior en acero inoxidable 316 L. Cuerpo en aluminio
inyectado. Caja de empotrar.

Collorette extérieure en acier inoxydable 316L. Corps en
aluminium injecté. Boîte d'encastrement.

230V|50HZ _ IP67 _ IK08



Power/Flow	code
LED COB 6W	3097.106.8TL



Inox / Stainless steel
Inoxidable / Inoxydable

Transparente / Transparent
Transparente / Transparent

3095



Aro exterior em aço inox 316 L. Corpo em alumínio injetado.
Caixa de encastrar.

Rim in stainless steel 316 L. Injected aluminium body.
Recessed box.

Aro exterior en acero inoxidable 316 L. Cuerpo en aluminio
inyectado. Caja de empotrar.

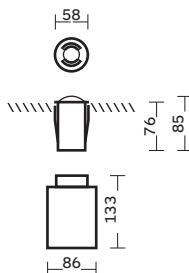
Collorette en acier inoxydable 316 L. Corps en aluminium
injecté. Boîte d'encastrement.

230V|50HZ _ IP67 _ IK10

Opcões de saída luminosa / Options de sortie de lumière
Opciones de salida de luz / Light output options



Power/Flow	code
LED 3W	3095.153.8TL
LED 3W	3095.253.8TL
LED 3W	3095.453.8TL



Inox / Stainless steel
Inoxidable / Inoxydable

Transparente / Transparent
Transparente / Transparent

Piso saliente

Ceiling surface

Suelo saliente

Étage saillant

Exterior

Outdoor

Exterior

Extérieur



2042



Corpo em alumínio ou aço inox 316. Vidro de proteção incluído. Saídas de luz como opção.

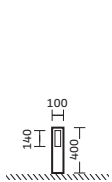
Aluminium or 316 stainless steel body. Protective glass included. Rays of light as an option.

Cuerpo en aluminio o acero inoxidable 316. Vidrio de protección incluido. Salidas de luz como opción.

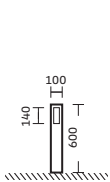
Corps en aluminium ou en acier inoxydable 316. Verre de protection inclus. Rayons de lumière comme option.



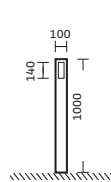
230V|50HZ _ IP54




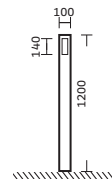
2042



2043



2044



2045

Power/Flow	code	code	code	code
MAX 40W	2042.100.xFX	2043.100.xFX	2044.100.xFX	2045.100.xFX
13W/18W/26W	2x42.1xx.xFL	2x43.1xx.xFL	2x44.1xx.xFL	2x45.1xx.xFL
32W/42W	2142.1xx.xFL	2143.1xx.xFL	2144.1xx.xFL	2145.1xx.xFL
LED 10W E27	2042.110.xFL	2043.110.xFL	2044.110.xFL	2045.110.xFL

□ Branco / White ■ Cinza / Gray ■ Grafite / Graphite ■ Inox / Stainless steel ■ Preto / Black ◇ Fosco / Frosted
 Blanco / Blanc Gris / Gris Grafito / Graphite Inoxidable / Inoxydable Negro / Noir Mate / Givré

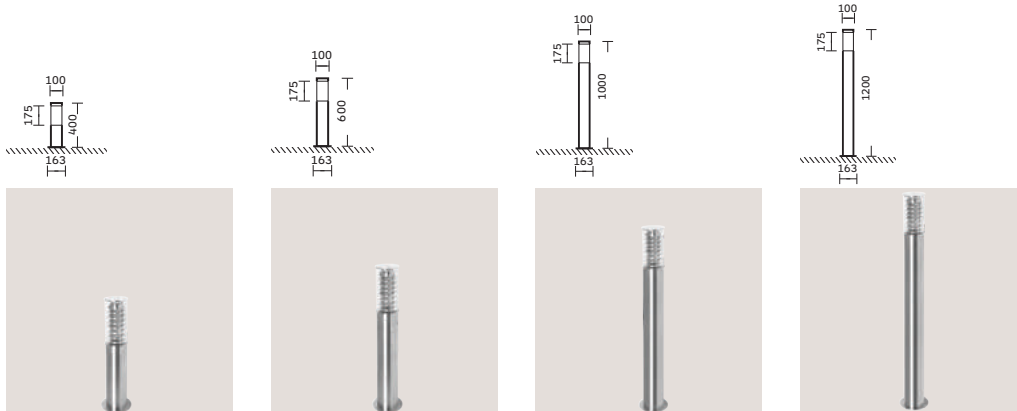
2049



Corpo em alumínio ou aço inox 316.
 Aluminium or 316 stainless steel body.
 Cuerpo en aluminio o acero inoxidable 316.
 Corps en aluminium ou en acier inoxydable 316.



230V|50HZ _ IP65



2049

2050

2051

2052

Power/Flow	code	code	code	code
MAX 40W	2049.100.xTX	2050.100.xTX	2051.100.xTX	2052.100.xTX
MAX 40W	2049.100.xOX	2050.100.xOX	2051.100.xOX	2052.100.xOX
13W/18W/26W	2x49.1xx.xTL	2x50.1xx.xTL	2x51.1xx.xTL	2x52.1xx.xTL
13W/18W/26W	2x49.1xx.xOL	2x50.1xx.xOL	2x51.1xx.xOL	2x52.1xx.xOL
LED 10W E27	2049.110.xTL	2050.110.xTL	2051.110.xTL	2052.110.xTL
LED 10W E27	2049.110.xOL	2050.110.xOL	2051.110.xOL	2052.110.xOL

Branco / White
 Cinza / Gray
 Grafite / Graphite
 Inox / Stainless steel
 Preto / Black
 Opalino / Opaline
 Transparente / Transparent
 Blanco / Blanc
 Gris / Gris
 Grafite / Graphite
 Inoxidable / Inoxydable
 Negro / Noir
 Opal / Opaline
 Transparente / Transparent

Corpo em alumínio ou aço inox 316.
 Aluminium or 316 stainless steel body.
 Cuerpo en aluminio o acero inoxidable 316.
 Corps en aluminium ou en acier inoxydable 316.

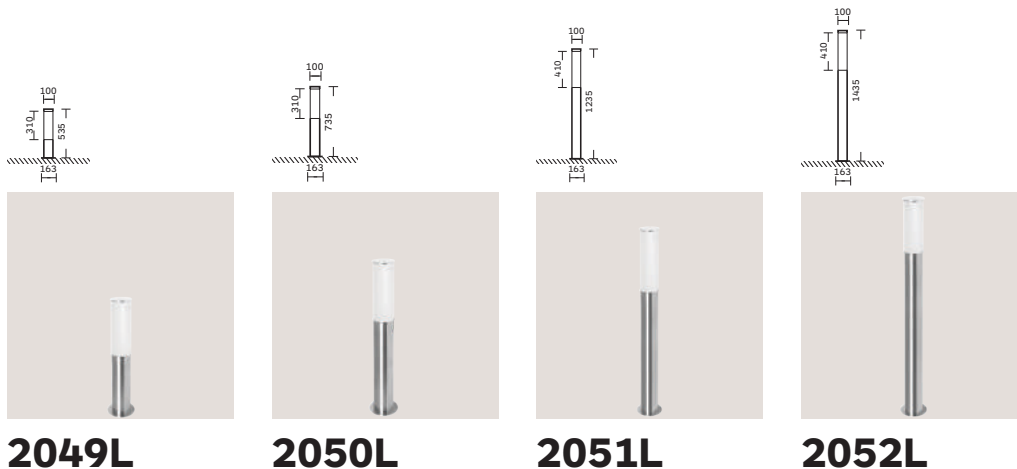
2049L



230V|50HZ _ IP65



Power/Flow	code	code	code	code
PL-L 24W	2149.124.xTL	2150.124.xTL	—	—
PL-L 24W	2149.124.xOL	2150.124.xOL	—	—
PL-L 36W	—	—	2151.136.xTL	2152.136.xTL
PL-L 36W	—	—	2151.136.xOL	2152.136.xOL



Branco / White
 Blanco / Blanc
 Cinza / Gray
 Gris / Gris
 Grafite / Graphite
 Grafito / Graphite
 Inox / Stainless steel
 Inoxidable / Inoxydable
 Preto / Black
 Negro / Noir
 Opalino / Opaline
 Opal / Opaline
 Transparente / Transparent
 Transparente / Transparent

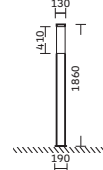
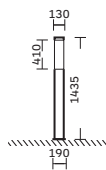
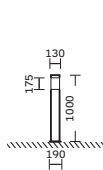
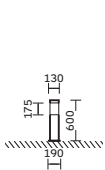
2053



Corpo em alumínio ou aço inox 316.
 Aluminium or 316 stainless steel body.
 Cuerpo en aluminio o acero inoxidable 316.
 Corps en aluminium ou en acier inoxydable 316.



230V|50HZ _ IP65



Power/Flow	code	code	code	code
MAX 40W	2053.100.xTX	2054.100.xTX	—	—
MAX 40W	2053.100.xOX	2054.100.xOX	—	—
13W/18W/26W	2x53.1xx.xTL	2x54.1xx.xTL	—	—
13W/18W/26W	2x53.1xx.xOL	2x54.1xx.xOL	—	—
LED 10W E27	2053.110.xTL	2054.110.xTL	—	—
LED 10W E27	2053.110.xOL	2054.110.xOL	—	—
PL-L 36W	—	—	2155.136.xTL	2156.136.xTL
PL-L 36W	—	—	2155.136.xOL	2156.136.xOL

2053



3000K LED
 4000K LED

2054



3000K LED
 4000K LED

2055



2056



□ Branco / White ■ Cinza / Gray ■ Grafite / Graphite ■ Inox / Stainless steel ■ Preto / Black ◇ Opalino / Opaline ◇ Transparente / Transparent
 Blanco / Blanc Gris / Gris Grafito / Graphite Inoxidable / Inoxydable Negro / Noir Opal / Opaline Transparente / Transparent

Corpo em alumínio ou aço inox 316.
 Aluminium or 316 stainless steel body.
 Cuerpo en aluminio o acero inoxidable 316.
 Corps en aluminium ou en acier inoxydable 316.

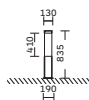
2053L



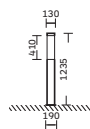
230V|50HZ _ IP65



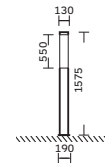
Power/Flow	code	code	code	code
PL-L 36W	2153.136.xTL	2154.136.xTL	—	—
PL-L 36W	2153.136.xOL	2154.136.xOL	—	—
PL-L 55W	—	—	2155.155.xTL	2156.155.xTL
PL-L 55W	—	—	2155.155.xOL	2156.155.xOL
PL-L 80W	—	—	2155.180.xTL	2156.180.xTL
PL-L 80W	—	—	2155.180.xOL	2156.180.xOL



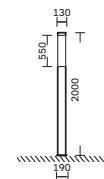
2053L



2054L



2055L



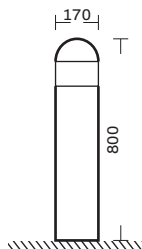
2056L

Branco / White
 Blanco / Blanc
 Cinza / Gray
 Gris / Gris
 Grafite / Graphite
 Grafito / Graphite
 Inox / Stainless steel
 Inoxidable / Inoxydable
 Preto / Black
 Negro / Noir
 Opalino / Opaline
 Opal / Opaline
 Transparente / Transparent
 Transparente / Transparent

2046

Balizador em alumínio extrudido. Refletor em alumínio polido.
 Extruded aluminium bollard. Polished aluminium reflector.
 Baliza en aluminio extruido. Reflector en aluminio pulido.
 Borne en aluminium extrudé. Réflecteur en aluminium poli.

230V|50HZ _ IP54



Power/Flow	code
35W / 70W	2046.10x.7TL

■ Grafite / Graphite
 Grafito / Graphite

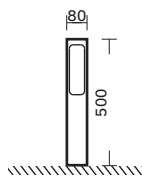
◇ Transparente / Transparent
 Transparente / Transparent



2047

Balizador em alumínio extrudido.
 Extruded aluminium bollard.
 Baliza en aluminio extruido.
 Borne en aluminium extrudé.

230V|50HZ _ IP55



Power/Flow	code
GU10 MAX 50W	2047.100.xTX
GU10 LED 4W	2047.104.xTL
GU10 LED 5W	2047.105.xTL

■ Cinza / Gray
 Gris / Gris

■ Preto / Black
 Negro / Noir

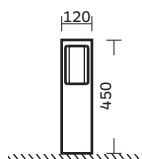
◇ Transparente / Transparent
 Transparente / Transparent



2048

Balizador em alumínio extrudido. Protetor em policarbonato incluído.
 Extruded aluminium bollard. Polycarbonate protection included.
 Baliza en aluminio extruido. Protector en policarbonato incluído.
 Borne en aluminium extrudé. Protecteur en polycarbonate inclus.

230V|50HZ _ IP55



Power/Flow	code
PL-T 32W	2048.132.xTL

■ Cinza / Gray
 Gris / Gris

■ Preto / Black
 Negro / Noir

◇ Transparente / Transparent
 Transparente / Transparent





Luminária de exterior em PA G.G. Rotação bidirecional.
 PA G.G. outdoor luminaire. Bidirectional rotation.
 Luminaria de exterior en PA G.G. Rotación bidireccional.
 Luminaire d'extérieur en PA G.G. Rotation bidirectionnel.

2501

230V|50HZ _ IP55

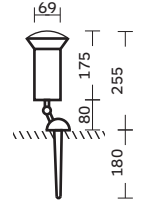


Power/Flow	code
MAX 120W	2501.100.BRX
MAX 120W	2501.100.PRX
MAX 120W	2501.100.VEX

Branco / White
Blanco / Blanc

Preto / Black
Negro / Noir

Verde / Green
Verte / Vert



Luminária de exterior em alumínio fundido.
 Die-cast aluminium outdoor luminaire.
 Luminaria de exterior en aluminio fundido.
 Luminaire d'extérieur en fonte d'aluminium.

2502

230V|50HZ _ IP65



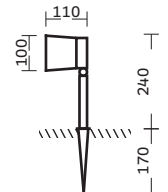
Power/Flow	code
GU10 MAX 50W	2502.100.xTX
GU10 LED 4W	2502.104.xTL
GU10 LED 5W	2502.105.xTL

Branco / White
Blanco / Blanc

Cinza / Gray
Gris / Gris

Preto / Black
Negro / Noir

Transparente / Transparent
Transparente / Transparent



Luminária de exterior em aço inox 316.
 316 stainless steel outdoor luminaire.
 Luminaria de exterior en acero inoxidable 316.
 Luminaire d'extérieur en acier inoxydable 316.

2503

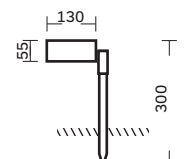
230V|50HZ _ IP65



Power/Flow	code
GU10 MAX 50W	2503.100.8TX
GU10 LED 4W	2503.104.8TL
GU10 LED 5W	2503.105.8TL

Inox / Stainless steel
Inoxidable / Inoxydable

Transparente / Transparent
Transparente / Transparent





Parede Encastrada

Wall recessed
Pared empotrada
Mur encastrée

Exterior

Outdoor
Exterior
Extérieur







2001

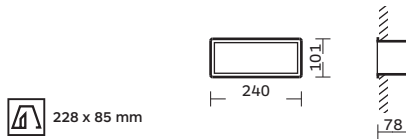


Aro exterior em alumínio. Corpo em poliamida.
Aluminium outer rim. Polyamide body.
Aro exterior en aluminio. Cuerpo en poliamida.
Collorette extérieur en aluminium. Corps en polyamide.

230V|50HZ _ IP54



Power/Flow	code
MAX 40W	2001.100.xVX
PL-S 7W / 9W	2x01.1xx.xVL
PL-C 13W / 18W / 26W	2x01.1xx.xVL
LED 5W - 600 lm	2101.105.xVL
Recessed box	9902.000.XXX



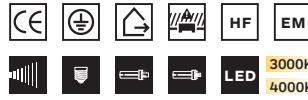
- Branco / White
Blanco / Blanc
- Cinza / Gray
Gris / Gris
- Grafite / Graphite
Grafito / Graphite
- Preto / Black
Negro / Noir
- Fosco / Frosted
Mate / Givré
- Opalino / Opaline
Opal / Opaline

2002

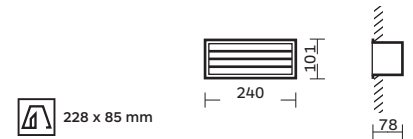


Aro exterior em alumínio. Corpo em poliamida.
Aluminium outer rim. Polyamide body.
Aro exterior en aluminio. Cuerpo en poliamida.
Collorette extérieur en aluminium. Corps en polyamide.

230V|50HZ _ IP54



Power/Flow	code
MAX 40W	2002.100.xVX
PL-S 7W / 9W	2x02.1xx.xVL
PL-C 13W / 18W / 26W	2x02.1xx.xVL
LED 5W - 600 lm	2102.105.xVL
Recessed box	9902.000.XXX



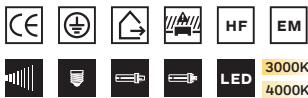
- Branco / White
Blanco / Blanc
- Cinza / Gray
Gris / Gris
- Grafite / Graphite
Grafito / Graphite
- Preto / Black
Negro / Noir
- Fosco / Frosted
Mate / Givré
- Opalino / Opaline
Opal / Opaline

2011

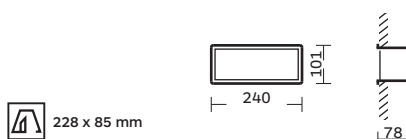


Aro exterior em aço inox escovado ou alumínio pintado.
Corpo em poliamida.
Stainless steel trim in brushed or painted aluminum.
Polyamide body.
Aro exterior en acero inoxidable cepillado o aluminio pintado.
Cuerpo en poliamida.
Cadre en acier inoxydable ou aluminium brossé peint.
Corps en polyamide.

230V|50HZ _ IP54



Power/Flow	code
MAX 40W	2011.100.xVX
PL-S 7W / 9W	2x11.1xx.xVL
PL-C 13W / 18W / 26W	2x11.1xx.xVL
LED 5W - 600 lm	2111.105.xVL
Recessed box	9902.000.XXX



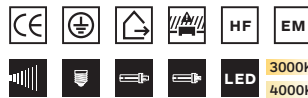
- Branco / White
Blanco / Blanc
- Cinza / Gray
Gris / Gris
- Grafite / Graphite
Grafito / Graphite
- Preto / Black
Negro / Noir
- Inox / Stainless steel
Inoxidable / Inoxydable
- Fosco / Frosted
Mate / Givré
- Opalino / Opaline
Opal / Opaline

2009

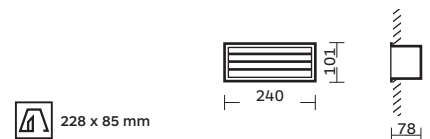


Aro exterior em aço inox escovado ou alumínio pintado.
Corpo em poliamida.
Stainless steel trim in brushed or painted aluminum.
Polyamide body.
Aro exterior en acero inoxidable cepillado o aluminio pintado.
Cuerpo en poliamida.
Cadre en acier inoxydable ou aluminium brossé peint.
Corps en polyamide.

230V|50HZ _ IP54



Power/Flow	code
MAX 40W	2009.100.xVX
PL-S 7W / 9W	2x09.1xx.xVL
PL-C 13W / 18W / 26W	2x09.1xx.xVL
LED 5W - 600 lm	2109.105.xVL
Recessed box	9902.000.XXX



- Branco / White
Blanco / Blanc
- Cinza / Gray
Gris / Gris
- Grafite / Graphite
Grafito / Graphite
- Preto / Black
Negro / Noir
- Inox / Stainless steel
Inoxidable / Inoxydable
- Fosco / Frosted
Mate / Givré
- Opalino / Opaline
Opal / Opaline

2010



Aro exterior em aço inox escovado ou alumínio pintado.
Corpo em poliamida.

Stainless steel trim in brushed or painted aluminum.
Polyamide body.

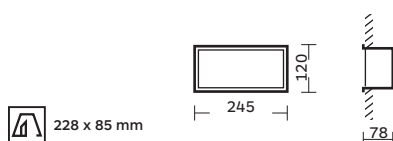
Aro exterior en acero inoxidable cepillado o aluminio pintado.
Cuerpo en poliamida.

Cadre en acier inoxydable ou aluminium brossé peint.
Corps en polyamide.

230V|50HZ _ IP54



Power/Flow	code
MAX 40W	2010.100.xVX
PL-S 7W / 9W	2x10.1xx.xVL
PL-C 13W / 18W / 26W	2x10.1xx.xVL
LED 5W - 600 lm	2110.105.xVL
Recessed box	9902.000.XXX



- Branco / White
Blanco / Blanc
- Cinza / Gray
Gris / Gris
- Grafite / Graphite
Grafito / Graphite
- Preto / Black
Negro / Noir
- Inox / Stainless steel
Inoxidable / Inoxydable
- Fosco / Frosted
Mate / Givré
- Opalino / Opaline
Opal / Opaline

2014



Aro exterior em aço inox escovado ou alumínio pintado.
Corpo em poliamida.

Stainless steel trim in brushed or painted aluminum.
Polyamide body.

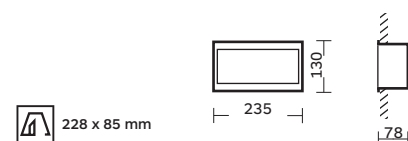
Aro exterior en acero inoxidable cepillado o aluminio pintado.
Cuerpo en poliamida.

Cadre en acier inoxydable ou aluminium brossé peint.
Corps en polyamide.

230V|50HZ _ IP54



Power/Flow	code
MAX 40W	2014.100.xVX
PL-S 7W / 9W	2x14.1xx.xVL
PL-C 13W / 18W / 26W	2x14.1xx.xVL
LED 5W - 600 lm	2114.105.xVL
Recessed box	9902.000.XXX



- Branco / White
Blanco / Blanc
- Cinza / Gray
Gris / Gris
- Grafite / Graphite
Grafito / Graphite
- Preto / Black
Negro / Noir
- Inox / Stainless steel
Inoxidable / Inoxydable
- Fosco / Frosted
Mate / Givré
- Opalino / Opaline
Opal / Opaline

2012



Aro exterior em aço inox escovado ou alumínio pintado.
Corpo em poliamida.

Stainless steel trim in brushed or painted aluminum.
Polyamide body.

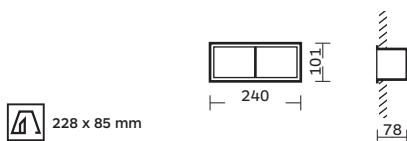
Aro exterior en acero inoxidable cepillado o aluminio pintado.
Cuerpo en poliamida.

Cadre en acier inoxydable ou aluminium brossé peint.
Corps en polyamide.

230V|50HZ _ IP54




Power/Flow	code
MAX 40W	2012.100.xVX
PL-S 7W / 9W	2x12.1xx.xVL
PL-C 13W / 18W / 26W	2x12.1xx.xVL
LED 5W - 600 lm	2112.105.xVL
Recessed box	9902.000.XXX



- Branco / White
Blanco / Blanc
- Cinza / Gray
Gris / Gris
- Grafite / Graphite
Grafito / Graphite
- Preto / Black
Negro / Noir
- Inox / Stainless steel
Inoxidable / Inoxydable
- Fosco / Frosted
Mate / Givré
- Opalino / Opaline
Opal / Opaline

2013



Aro exterior em aço inox escovado ou alumínio pintado.
Corpo em poliamida.

Stainless steel trim in brushed or painted aluminum.
Polyamide body.

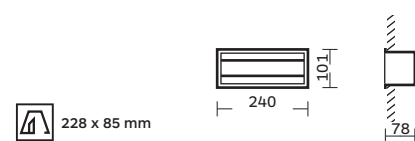
Aro exterior en acero inoxidable cepillado o aluminio pintado.
Cuerpo en poliamida.

Cadre en acier inoxydable ou aluminium brossé peint.
Corps en polyamide.

230V|50HZ _ IP54



Power/Flow	code
MAX 40W	2013.100.xVX
PL-S 7W / 9W	2x13.1xx.xVL
PL-C 13W / 18W / 26W	2x13.1xx.xVL
LED 5W - 600 lm	2113.105.xVL
Recessed box	9902.000.XXX



- Branco / White
Blanco / Blanc
- Cinza / Gray
Gris / Gris
- Grafite / Graphite
Grafito / Graphite
- Preto / Black
Negro / Noir
- Inox / Stainless steel
Inoxidable / Inoxydable
- Fosco / Frosted
Mate / Givré
- Opalino / Opaline
Opal / Opaline

2015



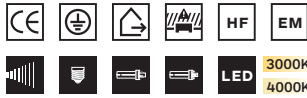
Aro exterior em aço inox escovado ou alumínio pintado.
Corpo em alumínio injetado.

Stainless steel trim in brushed or painted aluminum.
Injected aluminium body.

Aro exterior en acero inoxidable cepillado o aluminio pintado.
Cuerpo en aluminio inyectado.

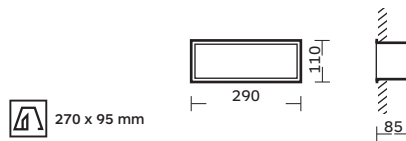
Cadre en acier inoxydable ou aluminium brossé peint.
Corps en aluminium injecté.

230V|50HZ _ IP54



Power/Flow	code
MAX 40W	2015.100.xVX
PL-S 7W / 9W	2x15.1xx.xVL
PL-C 13W / 18W / 26W	2x15.1xx.xVL
LED 5W - 600 lm	2115.105.xVL

Recessed box 9902.000.XXX



- Branco / White
Blanco / Blanc
- Cinza / Gray
Gris / Gris
- Grafite / Graphite
Grafito / Graphite
- Preto / Black
Negro / Noir
- Inox / Stainless steel
Inoxidable / Inoxydable
- Fosco / Frosted
Mate / Givré
- Opalino / Opaline
Opal / Opaline

2018



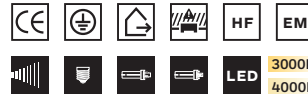
Aro exterior em aço inox escovado ou alumínio pintado.
Corpo em alumínio injetado.

Stainless steel trim in brushed or painted aluminum.
Injected aluminium body.

Aro exterior en acero inoxidable cepillado o aluminio pintado.
Cuerpo en aluminio inyectado.

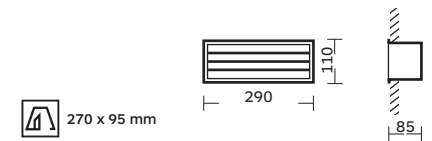
Cadre en acier inoxydable ou aluminium brossé peint.
Corps en aluminium injecté.

230V|50HZ _ IP54



Power/Flow	code
MAX 40W	2018.100.xVX
PL-S 7W / 9W	2x18.1xx.xVL
PL-C 13W / 18W / 26W	2x18.1xx.xVL
LED 5W - 600 lm	2118.105.xVL

Recessed box 9902.000.XXX



- Branco / White
Blanco / Blanc
- Cinza / Gray
Gris / Gris
- Grafite / Graphite
Grafito / Graphite
- Preto / Black
Negro / Noir
- Inox / Stainless steel
Inoxidable / Inoxydable
- Fosco / Frosted
Mate / Givré
- Opalino / Opaline
Opal / Opaline

2016




Aro exterior em aço inox escovado ou alumínio pintado.
Corpo em alumínio injetado.

Stainless steel trim in brushed or painted aluminum.
Injected aluminium body.

Aro exterior en acero inoxidable cepillado o aluminio pintado.
Cuerpo en aluminio inyectado.

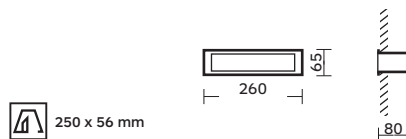
Cadre en acier inoxydable ou aluminium brossé peint.
Corps en aluminium injecté.

230V|50HZ _ IP54




Power/Flow	code
PL-S 7W / 9W	2116.1xx.xVL
LED 6,3W - 650 lm	2116.106.xVL

Recessed box 9902.000.XXX



- Branco / White
Blanco / Blanc
- Cinza / Gray
Gris / Gris
- Grafite / Graphite
Grafito / Graphite
- Preto / Black
Negro / Noir
- Inox / Stainless steel
Inoxidable / Inoxydable
- Fosco / Frosted
Mate / Givré
- Opalino / Opaline
Opal / Opaline

2516




Aro exterior em aço inox escovado ou alumínio pintado.
Corpo em alumínio injetado.

Stainless steel trim in brushed or painted aluminum.
Injected aluminium body.

Aro exterior en acero inoxidable cepillado o aluminio pintado.
Cuerpo en aluminio inyectado.

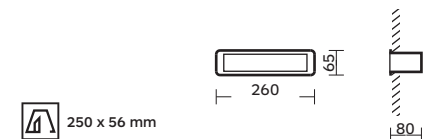
Cadre en acier inoxydable ou aluminium brossé peint.
Corps en aluminium injecté.

230V|50HZ _ IP54




Power/Flow	code
PL-S 7W / 9W	2616.1xx.xVL
LED 6,3W - 650 lm	2616.106.xVL

Recessed box 9902.000.XXX



- Branco / White
Blanco / Blanc
- Cinza / Gray
Gris / Gris
- Grafite / Graphite
Grafito / Graphite
- Preto / Black
Negro / Noir
- Inox / Stainless steel
Inoxidable / Inoxydable
- Fosco / Frosted
Mate / Givré
- Opalino / Opaline
Opal / Opaline

2003



Projektor de parede encastrado com aro em aço inox 316 L escovado ou pintado. Corpo em alumínio injetado. Vidro temperado. Caixa de encastrar incluída.

Recessed wall projector with outer rim in stainless steel 316 L, brushed or painted. Injected aluminium body. Tempered glass. Recessed box included.

Proyector de pared empotrado con aro exterior en acero inoxidable 316 L, cepillado o pintado. Cuerpo en aluminio inyectado. Vidrio templado. Caja para empotrar incluida.

Projecteur encastré de mur avec colorette extérieur en acier inoxydable 316 L, brossé ou peint. Corps en aluminium injecté. Verre trempé. Boîte d'encastrement incluse.

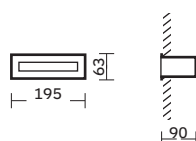
230V|50HZ _ IP67 _ IK08



Power/Flow	code
LED 3x2W	2003.302.xFL



180 x 58 mm



- Branco / White
Blanco / Blanc
- Cinza / Gray
Gris / Gris
- Grafite / Graphite
Grafito / Graphite
- Preto / Black
Negro / Noir
- Inox / Stainless steel
Inoxidable / Inoxydable
- Fosco / Frosted
Mate / Givré

2004



Projektor de parede encastrado com aro em aço inox 316 L escovado ou pintado. Corpo em alumínio injetado. Vidro temperado. Caixa de encastrar incluída.

Recessed wall projector with outer rim in stainless steel 316 L, brushed or painted. Injected aluminium body. Tempered glass. Recessed box included.

Proyector de pared empotrado con aro exterior en acero inoxidable 316 L, cepillado o pintado. Cuerpo en aluminio inyectado. Vidrio templado. Caja para empotrar incluida.

Projecteur encastré de mur avec colorette extérieur en acier inoxydable 316 L, brossé ou peint. Corps en aluminium injecté. Verre trempé. Boîte d'encastrement incluse.

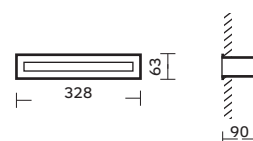
230V|50HZ _ IP67 _ IK08



Power/Flow	code
LED 6x2W	2004.602.xFL



313 x 58 mm



- Branco / White
Blanco / Blanc
- Cinza / Gray
Gris / Gris
- Grafite / Graphite
Grafito / Graphite
- Preto / Black
Negro / Noir
- Inox / Stainless steel
Inoxidable / Inoxydable
- Fosco / Frosted
Mate / Givré

2017



Aro exterior e corpo em alumínio injetado. Caixa de encastrar incluída.

Injected aluminium outer rim and body. Recessed box included.

Aro exterior y cuerpo en aluminio inyectado. Caja de empotrar incluida.

Colorette extérieur et corps en aluminium injecté. Boîte d'encastrement incluse.

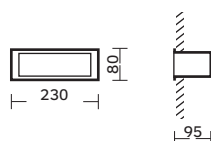
230V|50HZ _ IP65



Power/Flow	code
MAX 40W	2017.100.xOX
PL-C 13W / 18W	2x17.1xx.xOL
LED 6,3W - 650 lm	2017.106.xOL



225 x 60 mm



- Branco / White
Blanco / Blanc
- Cinza / Gray
Gris / Gris
- Grafite / Graphite
Grafito / Graphite
- Preto / Black
Negro / Noir
- Opalino / Opaline
Opal / Opaline

2517



Aro exterior e corpo em alumínio injetado. Caixa de encastrar incluída.

Injected aluminium outer rim and body. Recessed box included.

Aro exterior y cuerpo en aluminio inyectado. Caja de empotrar incluida.

Colorette extérieur et corps en aluminium injecté. Boîte d'encastrement incluse.

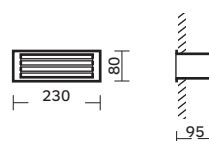
230V|50HZ _ IP65



Power/Flow	code
MAX 40W	2517.100.xOX
PL-C 13W / 18W	2x17.1xx.xOL
LED 6,3W - 650 lm	2517.106.xOL



225 x 60 mm



- Branco / White
Blanco / Blanc
- Cinza / Gray
Gris / Gris
- Grafite / Graphite
Grafito / Graphite
- Preto / Black
Negro / Noir
- Opalino / Opaline
Opal / Opaline

2022

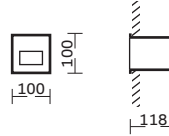
Corpo e aro em alumínio. Vidro fosco de proteção incluído. Caixa de encastrar incluída.

Aluminium body and rim. Protective frosted glass included. Recessed box included.

Cuerpo y aro en aluminio. Vidrio mate de protección incluido. Caja para empotrar incluida.

Corps et colorette en aluminium. Verre givré de protection inclus. Boîte d'encastrement incluse.

230V|50HZ _ IP55



Power/Flow	code
LED 3W	2022.103.xFL



- Branco / White
Blanco / Blanc
- Cinza / Gray
Gris / Gris
- Preto / Black
Negro / Noir
- Fosco / Frosted
Mate / Givré



2023

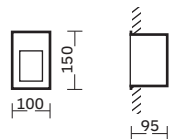
Corpo e aro em alumínio. Vidro fosco de proteção incluído. Caixa de encastrar incluída.

Aluminium body and rim. Protective frosted glass included. Recessed box included.

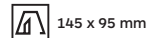
Cuerpo y aro en aluminio. Vidrio mate de protección incluido. Caja para empotrar incluida.

Corps et colorette en aluminium. Verre givré de protection inclus. Boîte d'encastrement incluse.

230V|50HZ _ IP55



Power/Flow	code
LED 3W	2023.103.xFL



- Branco / White
Blanco / Blanc
- Cinza / Gray
Gris / Gris
- Preto / Black
Negro / Noir
- Fosco / Frosted
Mate / Givré



2024

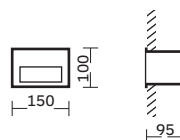
Corpo e aro em alumínio. Vidro fosco de proteção incluído. Caixa de encastrar incluída.

Aluminium body and rim. Protective frosted glass included. Recessed box included.

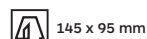
Cuerpo y aro en aluminio. Vidrio mate de protección incluido. Caja para empotrar incluida.

Corps et colorette en aluminium. Verre givré de protection inclus. Boîte d'encastrement incluse.

230V|50HZ _ IP55



Power/Flow	code
LED 3W	2024.103.xFL



- Branco / White
Blanco / Blanc
- Cinza / Gray
Gris / Gris
- Preto / Black
Negro / Noir
- Fosco / Frosted
Mate / Givré





Projektor de parede encastrado com aro em alumínio fundido pintado. Corpo em alumínio injetado. Caixa de encastramento incluída.

Recessed wall projector with outer rim in die-casted aluminium, painted. Injected aluminium body. Recessed box included.

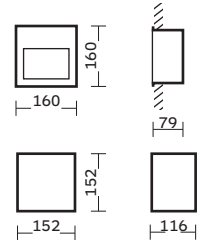
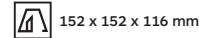
Proyector de pared empotrado con aro exterior en aluminio fundido pintado. Cuerpo en aluminio inyectado. Caja para empotrar incluida.

Projecteur encastré de mur avec collorette en fonte d'aluminium peint. Corps en aluminium injecté. Boîte d'encastrement incluse.

230V|50HZ _ IP65



Power/Flow	code
LED 3W	2522.103.xFL



- Branco / White
Blanco / Blanc
- Cinza / Gray
Gris / Gris
- Grafite / Graphite
Grafito / Graphite
- Preto / Black
Negro / Noir
- Fosco / Frosted
Mate / Givré

2523



Projektor de parede encastrado com aro em alumínio fundido pintado. Corpo em alumínio injetado. Caixa de encastramento incluída.

Recessed wall projector with outer rim in die-casted aluminium, painted. Injected aluminium body. Recessed box included.

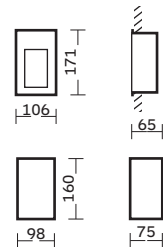
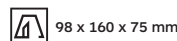
Proyector de pared empotrado con aro exterior en aluminio fundido pintado. Cuerpo en aluminio inyectado. Caja para empotrar incluida.

Projecteur encastré de mur avec collorette en fonte d'aluminium peint. Corps en aluminium injecté. Boîte d'encastrement incluse.

230V|50HZ _ IP65



Power/Flow	code
LED 3W	2523.103.xFL



- Branco / White
Blanco / Blanc
- Cinza / Gray
Gris / Gris
- Grafite / Graphite
Grafito / Graphite
- Preto / Black
Negro / Noir
- Fosco / Frosted
Mate / Givré

2524



Projektor de parede encastrado com aro em alumínio fundido pintado. Corpo em alumínio injetado. Caixa de encastramento incluída.

Recessed wall projector with outer rim in die-casted aluminium, painted. Injected aluminium body. Recessed box included.

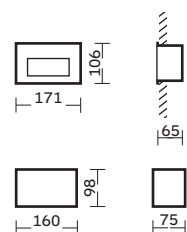
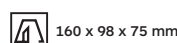
Proyector de pared empotrado con aro exterior en aluminio fundido pintado. Cuerpo en aluminio inyectado. Caja para empotrar incluida.

Projecteur encastré de mur avec collorette en fonte d'aluminium peint. Corps en aluminium injecté. Boîte d'encastrement incluse.

230V|50HZ _ IP65




Power/Flow	code
LED 3W	2524.103.xFL



- Branco / White
Blanco / Blanc
- Cinza / Gray
Gris / Gris
- Grafite / Graphite
Grafito / Graphite
- Preto / Black
Negro / Noir
- Fosco / Frosted
Mate / Givré

2021



Corpo e aro em alumínio. Vidro fosco de proteção incluído. Caixa de encastrar incluída.

Aluminium body and rim. Protective frosted glass included. Recessed box included.

Cuerpo y aro en aluminio. Vidrio mate de protección incluído. Caja para empotrar incluída.

Corps et collette en aluminium. Verre givré de protection inclus. Boîte d'encastrement incluse.

230V|50HZ _ IP55



Power/Flow	code	
LED 3W	2021.103.xFL	94 x 94 mm

Branco / White
Blanco / Blanc
 Cinza / Gray
Gris / Gris
 Preto / Black
Negro / Noir
 Fosco / Frosted
Mate / Givré

2019



Aro exterior e corpo em alumínio injetado. Caixa de encastrar incluída.

Injected aluminium outer rim and body. Recessed box included.

Aro exterior y cuerpo en aluminio inyectado. Caja para empotrar incluída.

Collorette extérieure et corps en aluminium injecté. Boîte d'encastrement incluse.

230V|50HZ _ IP54



Power/Flow	code	
MAX 40W	2019.100.xFX	250 x 56 mm
PL-C 13W / 18W / 26W	2x19.1xx.xFL	
LED 6W – 650 lm	2119.106.xFL	

Branco / White
Blanco / Blanc
 Cinza / Gray
Gris / Gris
 Preto / Black
Negro / Noir
 Fosco / Frosted
Mate / Givré

2026



Aro exterior em aço inox. Corpo em alumínio injetado. Vidro temperado. Caixa de encastrar incluída.

Stainless steel outer rim. Injected aluminium body. Tempered glass. Recessed box included.

Aro exterior en acero inoxidable. Cuerpo en aluminio inyectado. Vidrio templado. Caja para empotrar incluída.

Collorette extérieure en acier inoxydable. Corps en aluminium injecté. Verre trempé. Boîte d'encastrement incluse.

230V|50HZ _ IP67



Power/Flow	code	
LED 5W	2026.105.xVL	89 mm
LED 7W	2026.107.xVL	

Branco / White
Blanco / Blanc
 Grafite / Graphite
Grafito / Graphite
 Inox / Stainless steel
Inoxidable / Inoxydable
 Transparente / Transparent
Transparente / Transparent
 Cinza / Gray
Gris / Gris
 Preto / Black
Negro / Noir
 Fosco / Frosted
Mate / Givré

2027



Aro exterior em aço inox. Corpo em alumínio injetado. Vidro temperado. Caixa de encastrar incluída.

Stainless steel outer rim. Injected aluminium body. Tempered glass. Recessed box included.

Aro exterior en acero inoxidable. Cuerpo en aluminio inyectado. Vidrio templado. Caja para empotrar incluída.

Collorette extérieure en acier inoxydable. Corps en aluminium injecté. Verre trempé. Boîte d'encastrement incluse.


230V|50HZ _ IP67



Power/Flow	code	
LED 5W	2027.105.xVL	89 mm
LED 7W	2027.107.xVL	

Branco / White
Blanco / Blanc
 Grafite / Graphite
Grafito / Graphite
 Inox / Stainless steel
Inoxidable / Inoxydable
 Transparente / Transparent
Transparente / Transparent
 Cinza / Gray
Gris / Gris
 Preto / Black
Negro / Noir
 Fosco / Frosted
Mate / Givré

2005.101



Projektor encastrado de parede com aro em aço inox.
Corpo em alumínio injetado. Caixa de encastramento incluída.

Recessed wall projector with outer rim in stainless steel.
Injected aluminium body. Recessed box included.

Proyector empotrado de pared con aro exterior en acero inoxidable.
Cuerpo en aluminio inyectado. Caja para empotrar incluida.

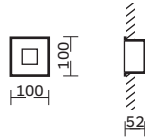
Projecteur encastré de mur avec collorette extérieur en acier inoxydable. Corps en aluminium injecté. Boîte d'encastrement incluse.

230V|50HZ _ IP54



Power/Flow code
LED 1W 2005.101.8FL

92 x 92 x 48 mm



Inox / Stainless steel
Inoxidable / Inoxydable

Fosco / Frosted
Mate / Givré

2005.102



Projektor encastrado de parede com aro em aço inox.
Corpo em alumínio injetado. Caixa de encastramento incluída.

Recessed wall projector with outer rim in stainless steel.
Injected aluminium body. Recessed box included.

Proyector empotrado de pared con aro exterior en acero inoxidable.
Cuerpo en aluminio inyectado. Caja para empotrar incluida.

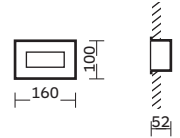
Projecteur encastré de mur avec collorette extérieur en acier inoxydable. Corps en aluminium injecté. Boîte d'encastrement incluse.

230V|50HZ _ IP54



Power/Flow code
LED 2W 2005.102.8FL

152 x 92 x 48 mm



Inox / Stainless steel
Inoxidable / Inoxydable

Fosco / Frosted
Mate / Givré

2005.103



Projektor encastrado de parede com aro em aço inox.
Corpo em alumínio injetado. Caixa de encastramento incluída.

Recessed wall projector with outer rim in stainless steel.
Injected aluminium body. Recessed box included.

Proyector empotrado de pared con aro exterior en acero inoxidable.
Cuerpo en aluminio inyectado. Caja para empotrar incluida.

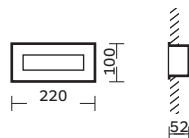
Projecteur encastré de mur avec collorette extérieur en acier inoxydable. Corps en aluminium injecté. Boîte d'encastrement incluse.

230V|50HZ _ IP54



Power/Flow code
LED 3W 2005.103.8FL

212 x 92 x 48 mm



Inox / Stainless steel
Inoxidable / Inoxydable

Fosco / Frosted
Mate / Givré

2025



Corpo e aro em alumínio. Vidro fosco. Caixa de encastrar incluída.

Aluminium body and rim. Protective frosted glass included. Recessed box included.

Cuerpo y aro en aluminio. Vidrio mate. Caja para empotrar incluida.

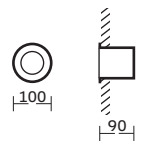
Corps et collorette en aluminium. Verre givré de protection inclus. Boîte d'encastrement incluse.

230V|50HZ _ IP55



Power/Flow code
LED 3W 2025.103.xFL

95 mm



Branco / White
Blanco / Blanc

Cinza / Gray
Gris / Gris

Grafite / Graphite
Grafito / Graphite

Preto / Black
Negro / Noir

Fosco / Frosted
Mate / Givré

2091



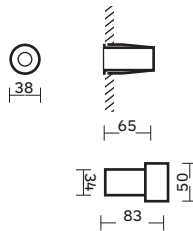
Projektor de parede encastrado com aro em aço inox 316 L escovado. Corpo em alumínio injetado.

Recessed wall projector with outer rim in stainless steel 316 L, brushed. Injected aluminium body.

Proyector de pared empotrado con aro exterior en acero inoxidable 316 L, cepillado. Cuerpo en aluminio inyectado.

Projecteur encastré de mur avec collette extérieure en acier inoxydable 316 L, brossé. Corps en aluminium injecté.

230V|50HZ _ IP67 _ IK06



Power/Flow	code
LED 2W	2091.102.8FL

■ **Inox / Stainless steel**
Inoxidable / Inoxydable

◇ **Fosco / Frosted**
Mate / Givré

2092



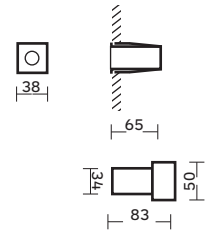
Projektor de parede encastrado com aro em aço inox 316 L escovado. Corpo em alumínio injetado.

Recessed wall projector with outer rim in stainless steel 316 L, brushed. Injected aluminium body.

Proyector de pared empotrado con aro exterior en acero inoxidable 316 L, cepillado. Cuerpo en aluminio inyectado.

Projecteur encastré de mur avec collette extérieure en acier inoxydable 316 L, brossé. Corps en aluminium injecté.

230V|50HZ _ IP67 _ IK06



Power/Flow	code
LED 2W	2092.102.8FL

■ **Inox / Stainless steel**
Inoxidable / Inoxydable

◇ **Fosco / Frosted**
Mate / Givré

2093



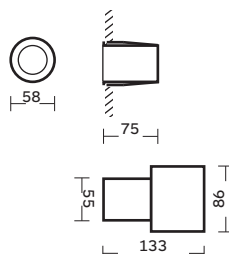
Projektor de parede encastrado com aro em aço inox 316 L escovado. Corpo em alumínio injetado.

Recessed wall projector with outer rim in stainless steel 316 L, brushed. Injected aluminium body.

Proyector de pared empotrado con aro exterior en acero inoxidable 316 L, cepillado. Cuerpo en aluminio inyectado.

Projecteur encastré de mur avec collette extérieure en acier inoxydable 316 L, brossé. Corps en aluminium injecté.

230V|50HZ _ IP67 _ IK08




Power/Flow	code
LED 3W	2093.103.8TL

■ **Inox / Stainless steel**
Inoxidable / Inoxydable

◇ **Transparente / Transparent**
Transparente / Transparent

2094



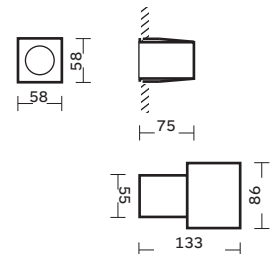
Projektor de parede encastrado com aro em aço inox 316 L escovado. Corpo em alumínio injetado.

Recessed wall projector with outer rim in stainless steel 316 L, brushed. Injected aluminium body.

Proyector de pared empotrado con aro exterior en acero inoxidable 316 L, cepillado. Cuerpo en aluminio inyectado.

Projecteur encastré de mur avec collette extérieure en acier inoxydable 316 L, brossé. Corps en aluminium injecté.

230V|50HZ _ IP67 _ IK08



Power/Flow	code
LED 3W	2094.103.8TL

■ **Inox / Stainless steel**
Inoxidable / Inoxydable

◇ **Transparente / Transparent**
Transparente / Transparent

2096



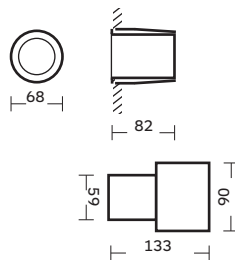
Projektor de parede encastrado com aro em aço inox 316 L escovado. Corpo em alumínio injetado.

Recessed wall projector with outer rim in stainless steel 316 L, brushed. Injected aluminium body.

Proyector de pared empotrado con aro exterior en acero inoxidable 316 L, cepillado. Cuerpo en aluminio inyectado.

Projecteur encastré de mur avec collette extérieure en acier inoxydable 316 L, brossé. Corps en aluminium injecté.

230V|50HZ _ IP67 _ IK08



Power/Flow	code
LED COB 6W	2096.106.8TL

■ **Inox / Stainless steel**
Inoxidable / Inoxydable

◇ **Transparente / Transparent**
Transparente / Transparent

2097



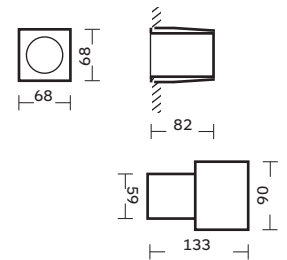
Projektor de parede encastrado com aro em aço inox 316 L escovado. Corpo em alumínio injetado.

Recessed wall projector with outer rim in stainless steel 316 L, brushed. Injected aluminium body.

Proyector de pared empotrado con aro exterior en acero inoxidable 316 L, cepillado. Cuerpo en aluminio inyectado.

Projecteur encastré de mur avec collette extérieure en acier inoxydable 316 L, brossé. Corps en aluminium injecté.

230V|50HZ _ IP67 _ IK08



Power/Flow	code
LED COB 6W	2097.106.8TL

■ **Inox / Stainless steel**
Inoxidable / Inoxydable

◇ **Transparente / Transparent**
Transparente / Transparent

2095



Projektor encastrado de parede com aro em aço inox 316 L escovado ou pintado. Corpo em alumínio injetado. Vidro temperado.

Recessed wall projector with outer rim in stainless steel 316 L, brushed or painted. Injected aluminium body. Tempered glass.

Proyector empotrado de pared con aro exterior en acero inoxidable 316 L, cepillado o pintado. Cuerpo en aluminio inyectado. Vidrio templado.

Projecteur encastré de mur avec collette extérieure en acier inoxydable 316 L, brossé ou peint. Corps en aluminium injecté. Verre trempé.

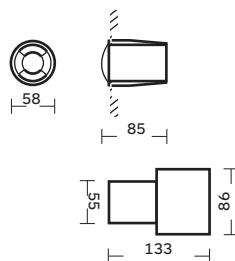
230V|50HZ _ IP67 _ IK10



Opções de saída luminosa / Options de sortie de lumière
Opciones de salida de luz / Light output options



2095.153 2095.253 2095.453



Power/Flow	code
LED 3W	2095.153.8TL
LED 3W	2095.253.8TL
LED 3W	2095.453.8TL

■ **Inox / Stainless steel**
Inoxidable / Inoxydable

◇ **Transparente / Transparent**
Transparente / Transparent

Parede e Teto Saliente

Wall and ceiling surface

Pared y techo saliente

Mur et plafond saillant

Exterior

Outdoor

Exterior

Extérieur







2030



Corpo em alumínio ou aço inox 316.
Vidro de proteção incluído.

Body in aluminium or 316 stainless steel.
Protective glass included.

Cuerpo en aluminio o acero inoxidable 316.
Vidrio de protección incluido.

Corps en aluminium ou en acier inoxydable 316.
Verre de protection inclus.

230V|50HZ _ IP54



Power/Flow	code
G9 LED 3W	2030.103.xFL
G9 MAX 60W	2030.160.xFL

- Branco / White
Blanco / Blanc
- Cinza / Gray
Gris / Gris
- Grafite / Graphite
Grafito / Graphite
- Inox / Stainless steel
Inoxidable / Inoxydable
- Preto / Black
Negro / Noir
- Fosco / Frosted
Mate / Givré

2031



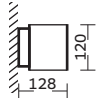
Corpo em alumínio ou aço inox 316.
Vidro de proteção incluído.

Body in aluminium or 316 stainless steel.
Protective glass included.

Cuerpo en aluminio o acero inoxidable 316.
Vidrio de protección incluido.

Corps en aluminium ou en acier inoxydable 316.
Verre de protection inclus.

230V|50HZ _ IP54



Power/Flow	code
GU10 MAX 50W	2031.100.xTX
GU10 LED 4W	2031.104.xTL
GU10 LED 5W	2031.105.xTL

- Branco / White
Blanco / Blanc
- Cinza / Gray
Gris / Gris
- Grafite / Graphite
Grafito / Graphite
- Inox / Stainless steel
Inoxidable / Inoxydable
- Preto / Black
Negro / Noir
- Transparente / Transparent
Transparente / Transparent

2032



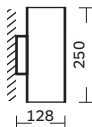
Corpo em alumínio ou aço inox 316.
Vidro de proteção incluído.

Body in aluminium or 316 stainless steel.
Protective glass included.

Cuerpo en aluminio o acero inoxidable 316.
Vidrio de protección incluido.

Corps en aluminium ou en acier inoxydable 316.
Verre de protection inclus.

230V|50HZ _ IP54



Power/Flow	code
GU10 MAX 2x50W	2032.200.xTX
GU10 LED 2x4W	2032.204.xTL
GU10 LED 2x5W	2032.205.xTL

- Branco / White
Blanco / Blanc
- Cinza / Gray
Gris / Gris
- Grafite / Graphite
Grafito / Graphite
- Inox / Stainless steel
Inoxidable / Inoxydable
- Preto / Black
Negro / Noir
- Transparente / Transparent
Transparente / Transparent

2039



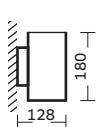
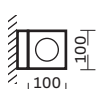
Corpo em alumínio ou aço inox 316.
Vidro de proteção incluído.

Body in aluminium or 316 stainless steel.
Protective glass included.

Cuerpo en aluminio o acero inoxidable 316.
Vidrio de protección incluido.

Corps en aluminium ou en acier inoxydable 316.
Verre de protection inclus.

230V|50HZ _ IP54



Power/Flow	code
E27 MAX 40W	2039.100.xFX
PL-C 13W / 18W / 26W	2x39.1xx.xFL

- Branco / White
Blanco / Blanc
- Cinza / Gray
Gris / Gris
- Grafite / Graphite
Grafito / Graphite
- Inox / Stainless steel
Inoxidable / Inoxydable
- Preto / Black
Negro / Noir
- Fosco / Frosted
Mate / Givré

2040




Aplique de parede em alumínio para aplicação interior e exterior. Emissão de luz direta e indireta com possibilidade de regulação do ângulo de projeção.

Aluminum wall light for interior and exterior application. Direct and indirect light emission with the possibility of adjusting the projection angle.

Aplique de pared en aluminio para aplicación interior y exterior. Emisión de luz directa e indirecta con posibilidad de regulación del ángulo de proyección.

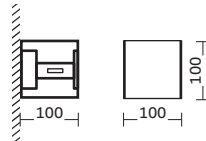
Applique murale en aluminium pour application intérieure et extérieure. Emission de lumière directe et indirecte avec la possibilité d'ajuster l'angle de projection.

230V|50HZ _ IP65



Power/Flow	code
COB 7W - 560lm	2040.107.xXL

- Branco / White
Blanco / Blanc
- Cinza / Gray
Gris / Gris
- Grafite / Graphite
Grafito / Graphite
- Preto / Black
Negro / Noir



2020



Aro exterior e corpo em alumínio injetado.

Injected aluminium outer rim and body.

Aro exterior y cuerpo en aluminio inyectado.

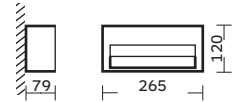
Collorette extérieur et corps en aluminium injecté.

230V|50HZ _ IP54



Power/Flow	code
MAX 40W	2020.100.xFX
13W / 18W / 26W	2020.1xx.xFL
6W - 650 lm	2020.106.xFL

- Branco / White
Blanco / Blanc
- Cinza / Gray
Gris / Gris
- Grafite / Graphite
Grafito / Graphite
- Preto / Black
Negro / Noir
- Fosco / Frosted
Mate / Givré



2028



Corpo em aço inox 316 escovado ou pintado. Vidro de proteção incluído.

Brushed or painted 316 stainless steel body. Protective glass included.

Cuerpo en acero inoxidable 316 cepillado o pintado. Vidrio de protección incluido.

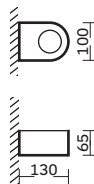
Corps en acier inoxydable 316 brossé ou peint. Verre de protection inclus.

230V|50HZ _ IP54



Power/Flow	code
LED 5W	2028.105.xFL
LED 7W	2028.107.xFL

- Branco / White
Blanco / Blanc
- Cinza / Gray
Gris / Gris
- Grafite / Graphite
Grafito / Graphite
- Inox / Stainless steel
Inoxidable / Inoxydable
- Preto / Black
Negro / Noir
- Fosco / Frosted
Mate / Givré



2029




Corpo em aço inox 316 escovado ou pintado. Vidro de proteção incluído.

Brushed or painted 316 stainless steel body. Protective glass included.

Cuerpo en acero inoxidable 316 cepillado o pintado. Vidrio de protección incluido.

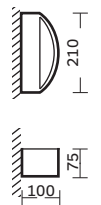
Corps en acier inoxydable 316 brossé ou peint. Verre de protection inclus.

230V|50HZ _ IP54



Power/Flow	code
2x6.5W - 1300 lm	2029.206.xFL

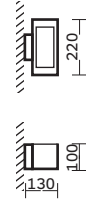
- Branco / White
Blanco / Blanc
- Cinza / Gray
Gris / Gris
- Grafite / Graphite
Grafito / Graphite
- Inox / Stainless steel
Inoxidable / Inoxydable
- Preto / Black
Negro / Noir
- Fosco / Frosted
Mate / Givré



2036

Corpo em alumínio ou aço inox 316. Vidro de proteção incluído.
Body in aluminium or 316 stainless steel. Protective glass included.
Cuerpo en aluminio o acero inoxidable 316. Vidrio de protección incluido.
Corps en aluminium ou en acier inoxydable 316. Verre de protection inclus.

230V|50HZ _ IP54



Power/Flow	code
E27 MAX 40W	2036.100.xFX
PL-C 13W / 18W/ 26W	2136.1xx.xFL
LED 1100 lm	2136.107.xFL

Branco / White
Blanco / Blanc

Cinza / Gray
Gris / Gris

Grafite / Graphite
Grafito / Graphite

Inox / Stainless steel
Inoxidable / Inoxydable

Preto / Black
Negro / Noir

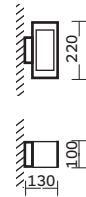
Fosco / Frosted
Mate / Givré



2037

Corpo em alumínio ou aço inox 316. Vidro de proteção incluído.
Body in aluminium or 316 stainless steel. Protective glass included.
Cuerpo en aluminio o acero inoxidable 316. Vidrio de protección incluido.
Corps en aluminium ou en acier inoxydable 316. Verre de protection inclus.

230V|50HZ _ IP54



Power/Flow	code
E27 MAX 40W	2037.100.xFX
PL-C 13W / 18W/ 26W	2137.1xx.xFL
LED 2200 lm	2137.207.xFL

Branco / White
Blanco / Blanc

Cinza / Gray
Gris / Gris

Grafite / Graphite
Grafito / Graphite

Inox / Stainless steel
Inoxidable / Inoxydable

Preto / Black
Negro / Noir

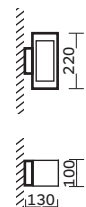
Fosco / Frosted
Mate / Givré



2038

Corpo em alumínio ou aço inox 316. Vidro de proteção incluído.
Body in aluminium or 316 stainless steel. Protective glass included.
Cuerpo en aluminio o acero inoxidable 316. Vidrio de protección incluido.
Corps en aluminium ou en acier inoxydable 316. Verre de protection inclus.

230V|50HZ _ IP54



Power/Flow	code
E27 MAX 40W	2038.100.xFX
PL-C 13W / 18W/ 26W	2138.1xx.xFL

Branco / White
Blanco / Blanc

Cinza / Gray
Gris / Gris

Grafite / Graphite
Grafito / Graphite

Inox / Stainless steel
Inoxidable / Inoxydable

Preto / Black
Negro / Noir

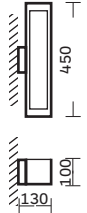
Fosco / Frosted
Mate / Givré



2033

Corpo em alumínio ou aço inox 316. Vidro de proteção incluído.
 Body in aluminium or 316 stainless steel. Protective glass included.
 Cuerpo en aluminio o acero inoxidable 316. Vidrio de protección incluido.
 Corps en aluminium ou en acier inoxydable 316. Verre de protection inclus.

230V|50HZ _ IP54



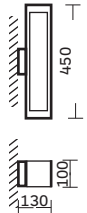
Power/Flow	code
PL-L 36W	2033.136.xFL
LED 2200 lm	2133.115.xFL

- Branco / White / Blanco / Blanc
 Cinza / Gray / Gris / Gris
 Grafite / Graphite / Grafito / Graphite
 Inox / Stainless steel / Inoxidable / Inoxydable
 Preto / Black / Negro / Noir
 Fosco / Frosted / Mate / Givré

2034

Corpo em alumínio ou aço inox 316. Vidro de proteção incluído.
 Body in aluminium or 316 stainless steel. Protective glass included.
 Cuerpo en aluminio o acero inoxidable 316. Vidrio de protección incluido.
 Corps en aluminium ou en acier inoxydable 316. Verre de protection inclus.

230V|50HZ _ IP54



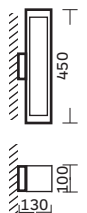
Power/Flow	code
PL-L 36W	2034.136.xFL
LED 4400 lm	2134.215.xFL

- Branco / White / Blanco / Blanc
 Cinza / Gray / Gris / Gris
 Grafite / Graphite / Grafito / Graphite
 Inox / Stainless steel / Inoxidable / Inoxydable
 Preto / Black / Negro / Noir
 Fosco / Frosted / Mate / Givré

2035

Corpo em alumínio ou aço inox 316. Vidro de proteção incluído.
 Body in aluminium or 316 stainless steel. Protective glass included.
 Cuerpo en aluminio o acero inoxidable 316. Vidrio de protección incluido.
 Corps en aluminium ou en acier inoxydable 316. Verre de protection inclus.

230V|50HZ _ IP54



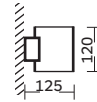
Power/Flow	code
PL-L 36W	2035.136.xFL

- Branco / White / Blanco / Blanc
 Cinza / Gray / Gris / Gris
 Grafite / Graphite / Grafito / Graphite
 Inox / Stainless steel / Inoxidable / Inoxydable
 Preto / Black / Negro / Noir
 Fosco / Frosted / Mate / Givré

2063

Corpo em alumínio ou aço inox 316. Vidro de proteção incluído.
 Aluminium or 316 stainless steel body. Protective glass included.
 Cuerpo en aluminio o acero inoxidable 316. Vidrio de protección incluido.
 Corps en aluminium ou en acier inoxydable 316. Verre de protection inclus.

230V|50HZ _ IP54



Power/Flow	code
G9 LED 3W	2063.103.xFL
G9 MAX 60W	2063.160.xFL

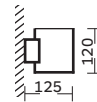
- Branco / White
Blanco / Blanc
- Cinza / Gray
Gris / Gris
- Grafite / Graphite
Grafito / Graphite
- Inox / Stainless steel
Inoxidable / Inoxydable
- Preto / Black
Negro / Noir
- Fosco / Frosted
Mate / Givré



2064

Corpo em alumínio ou aço inox 316. Vidro de proteção incluído.
 Aluminium or 316 stainless steel body. Protective glass included.
 Cuerpo en aluminio o acero inoxidable 316. Vidrio de protección incluido.
 Corps en aluminium ou en acier inoxydable 316. Verre de protection inclus.

230V|50HZ _ IP54



Power/Flow	code
GU10 MAX 50W	2064.100.xTX
GU10 LED 4W	2064.104.xTL
GU10 LED 5W	2064.105.xTL

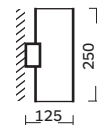
- Branco / White
Blanco / Blanc
- Cinza / Gray
Gris / Gris
- Grafite / Graphite
Grafito / Graphite
- Inox / Stainless steel
Inoxidable / Inoxydable
- Preto / Black
Negro / Noir
- Transparente / Transparent
Transparente / Transparent



2065

Corpo em alumínio ou aço inox 316. Vidro de proteção incluído.
 Aluminium or 316 stainless steel body. Protective glass included.
 Cuerpo en aluminio o acero inoxidable 316. Vidrio de protección incluido.
 Corps en aluminium ou en acier inoxydable 316. Verre de protection inclus.

230V|50HZ _ IP54



Power/Flow	code
GU10 MAX 2x50W	2065.200.xTX
GU10 LED 2x4W	2065.204.xTL
GU10 LED 2x5W	2065.205.xTL

- Branco / White
Blanco / Blanc
- Cinza / Gray
Gris / Gris
- Grafite / Graphite
Grafito / Graphite
- Inox / Stainless steel
Inoxidable / Inoxydable
- Preto / Black
Negro / Noir
- Transparente / Transparent
Transparente / Transparent

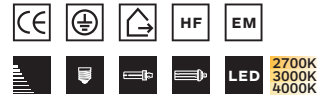




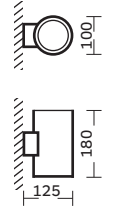
Corpo em alumínio ou aço inox 316. Vidro de proteção incluído.
 Aluminium or 316 stainless steel body. Protective glass included.
 Cuerpo en aluminio o acero inoxidable 316. Vidrio de protección incluido.
 Corps en aluminium ou en acier inoxydable 316. Verre de protection inclus.

2090

230V/50HZ _ IP54



Power/Flow	code
E27 MAX 40W	2090.100.xTL
PL-T 13W / 18W / 26W	2090.1xx.xTL



- Branco / White / Blanco / Blanc
- Cinza / Gray / Gris / Gris
- Grafite / Graphite / Grafito / Graphite
- Inox / Stainless steel / Inoxidable / Inoxydable
- Preto / Black / Negro / Noir
- Fosco / Frosted / Mate / Givré



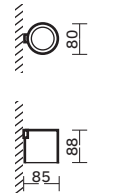
Corpo em alumínio extrudido. Vidro de proteção incluído.
 Extruded aluminium body. Protective glass included.
 Cuerpo en aluminio extrudido. Vidrio de protección incluido.
 Corps en aluminium extrudé. Verre de protection inclus.

2066

230V/50HZ _ IP54



Power/Flow	code
GU10 MAX 50W	2066.100.xTX
GU10 LED 4W	2066.104.xTL
GU10 LED 5W	2066.105.xTL



- Branco / White / Blanco / Blanc
- Cinza / Gray / Gris / Gris
- Preto / Black / Negro / Noir
- Transparente / Transparent / Transparente / Transparent



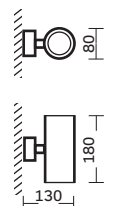
Corpo em alumínio extrudido. Vidro de proteção incluído.
 Extruded aluminium outdoor uplight. Protective glass included.
 Cuerpo en aluminio extrudido. Vidrio de protección incluido.
 Corps en aluminium extrudé. Verre de protection inclus.

2067

230V/50HZ _ IP54



Power/Flow	code
GU10 MAX 2x50W	2067.200.xTX
GU10 LED 2x4W	2067.204.xTL
GU10 LED 2x5W	2067.205.xTL



- Branco / White / Blanco / Blanc
- Cinza / Gray / Gris / Gris
- Preto / Black / Negro / Noir
- Transparente / Transparent / Transparente / Transparent

2071

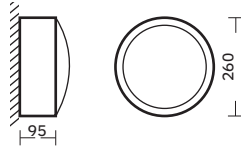


Luminária em alumínio fundido.
Cast aluminium luminaire.
Luminaria en aluminio fundido.
Luminaire en fonte d'aluminium.

230V|50HZ _ IP54



Power/Flow	code
2xMAX 40W	2071.200.xOX
2x7W / 2x9W	2x71.2xx.xOL
2x13W / 2x18W / 2x26W	2x71.2xx.xOL
15,3W – 1800 lm	2171.115.xOL



□ Branco / White
Blanco / Blanc

■ Cinza / Gray
Gris / Gris

■ Grafite / Graphite
Grafito / Graphite

■ Preto / Black
Negro / Noir

◇ Opalino / Opaline
Opal / Opaline

2072

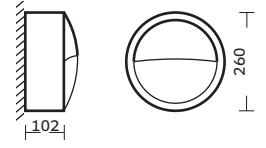


Luminária em alumínio fundido.
Cast aluminium luminaire.
Luminaria en aluminio fundido.
Luminaire en fonte d'aluminium.

230V|50HZ _ IP54



Power/Flow	code
2xMAX 40W	2072.200.xOX
2x7W / 2x9W	2x72.2xx.xOL
2x13W / 2x18W / 2x26W	2x72.2xx.xOL
15,3W – 1800 lm	2172.115.xOL



□ Branco / White
Blanco / Blanc

■ Cinza / Gray
Gris / Gris

■ Grafite / Graphite
Grafito / Graphite

■ Preto / Black
Negro / Noir

◇ Opalino / Opaline
Opal / Opaline

2073

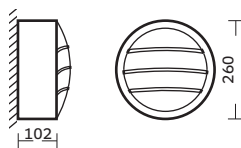


Luminária em alumínio fundido.
Cast aluminium luminaire.
Luminaria en aluminio fundido.
Luminaire en fonte d'aluminium.

230V|50HZ _ IP54



Power/Flow	code
2xMAX 40W	2073.200.xOX
2x7W / 2x9W	2x73.2xx.xOL
2x13W / 2x18W / 2x26W	2x73.2xx.xOL
15,3W – 1800 lm	2173.115.xOL



□ Branco / White
Blanco / Blanc

■ Cinza / Gray
Gris / Gris

■ Grafite / Graphite
Grafito / Graphite

■ Preto / Black
Negro / Noir

◇ Opalino / Opaline
Opal / Opaline

2074

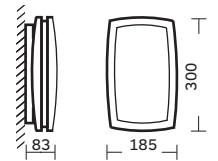


Luminária em alumínio fundido.
Cast aluminium luminaire.
Luminaria en aluminio fundido.
Luminaire en fonte d'aluminium.

230V|50HZ _ IP54



Power/Flow	code
2xMAX 40W	2074.200.xOX
2x7W / 2x9W	2x74.2xx.xOL
2x13W / 2x18W / 2x26W	2x74.2xx.xOL
15,3W – 1800 lm	2174.115.xOL



□ Branco / White
Blanco / Blanc

■ Cinza / Gray
Gris / Gris

■ Grafite / Graphite
Grafito / Graphite

■ Preto / Black
Negro / Noir

◇ Opalino / Opaline
Opal / Opaline

2081

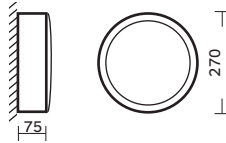


Luminária em alumínio fundido.
Cast aluminium luminaire.
Luminaria en aluminio fundido.
Luminaire en fonte d'aluminium.

230V|50HZ _ IP54



Power/Flow	code
2xMAX 40W	2081.200.xOX
2x7W / 2x9W	2x81.2xx.xOL
2x13W / 2x18W / 2x26W	2x81.2xx.xOL
18W - 2200 lm	2181.118.xOL



Branco / White
Blanco / Blanc

Cinza / Gray
Gris / Gris

Grafite / Graphite
Grafito / Graphite

Preto / Black
Negro / Noir

Opalino / Opaline
Opal / Opaline

2082

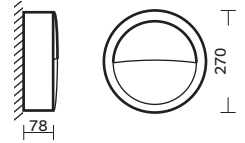


Luminária em alumínio fundido.
Cast aluminium luminaire.
Luminaria en aluminio fundido.
Luminaire en fonte d'aluminium.

230V|50HZ _ IP54



Power/Flow	code
2xMAX 40W	2082.200.xOX
2x7W / 2x9W	2x82.2xx.xOL
2x13W / 2x18W / 2x26W	2x82.2xx.xOL
18W - 2200 lm	2182.118.xOL



Branco / White
Blanco / Blanc

Cinza / Gray
Gris / Gris

Grafite / Graphite
Grafito / Graphite

Preto / Black
Negro / Noir

Opalino / Opaline
Opal / Opaline

2085

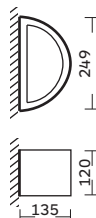


Luminária em alumínio fundido.
Cast aluminium luminaire.
Luminaria en aluminio fundido.
Luminaire en fonte d'aluminium.

230V|50HZ _ IP54



Power/Flow	code
MAX 40W	2085.100.xOX
7W / 9W	2x85.1xx.xOL
13W / 18W / 26W	2x85.1xx.xOL
10W - 1200 lm	2085.110.xOL



Branco / White
Blanco / Blanc

Cinza / Gray
Gris / Gris

Grafite / Graphite
Grafito / Graphite

Preto / Black
Negro / Noir

Opalino / Opaline
Opal / Opaline

2086

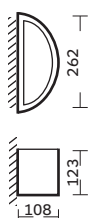


Luminária em aço inox.
Stainless steel luminaire.
Luminaria en acero inoxidable.
Luminaire en acier inoxydable.

230V|50HZ _ IP54



Power/Flow	code
MAX 40W	2086.100.8OX
7W / 9W	2x86.1xx.8OL
13W / 18W / 26W	2x86.1xx.8OL
10W - 1200 lm	2086.110.8OL



Inox / Stainless steel
Inoxidable / Inoxydable

Opalino / Opaline
Opal / Opaline

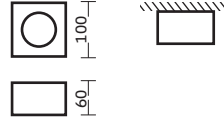
2057

Corpo em alumínio ou aço inox 316. Vidro de proteção incluído.
 Aluminium or 316 stainless steel body. Protective glass included.
 Cuerpo en aluminio o acero inoxidable 316. Vidrio de protección incluido.
 Corps en aluminium ou en acier inoxydable 316. Verre de protection inclus.


230V|50HZ _ IP54



Power/Flow	code
LED 5W	2057.105.xTL
LED 7W	2057.107.xTL



□ Branco / White / Blanco / Blanc ■ Cinza / Gray / Gris / Gris ■ Grafite / Graphite / Grafito / Graphite ■ Inox / Stainless steel / Inoxidable / Inoxydable ■ Preto / Black / Negro / Noir ◇ Transparente / Transparent / Transparente / Transparent



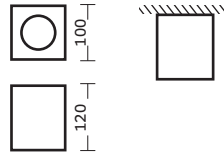
2058

Corpo em alumínio ou aço inox 316. Vidro de proteção incluído.
 Aluminium or 316 stainless steel body. Protective glass included.
 Cuerpo en aluminio o acero inoxidable 316. Vidrio de protección incluido.
 Corps en aluminium ou en acier inoxydable 316. Verre de protection inclus.

230V|50HZ _ IP54



Power/Flow	code
GU10 MAX 50W	2058.100.xTX
GU10 LED 4W	2058.104.xTL
GU10 LED 5W	2058.105.xTL




□ Branco / White / Blanco / Blanc ■ Cinza / Gray / Gris / Gris ■ Grafite / Graphite / Grafito / Graphite ■ Inox / Stainless steel / Inoxidable / Inoxydable ■ Preto / Black / Negro / Noir ◇ Transparente / Transparent / Transparente / Transparent



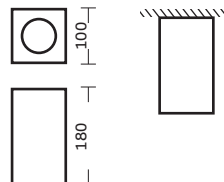
2059

Corpo em alumínio ou aço inox 316. Vidro de proteção incluído.
 Aluminium or 316 stainless steel body. Protective glass included.
 Cuerpo en aluminio o acero inoxidable 316. Vidrio de protección incluido.
 Corps en aluminium ou en acier inoxydable 316. Verre de protection inclus.

230V|50HZ _ IP54



Power/Flow	code
MAX 40W	2059.100.xFX
13W / 18W / 26W	2x59.1xx.xFL



□ Branco / White / Blanco / Blanc ■ Cinza / Gray / Gris / Gris ■ Grafite / Graphite / Grafito / Graphite ■ Inox / Stainless steel / Inoxidable / Inoxydable ■ Preto / Black / Negro / Noir ◇ Fosco / Frosted / Mate / Givré





Corpo em alumínio ou aço inox 316 escovado ou pintado. Vidro de proteção incluído.

Body in aluminium or stainless steel 316 brushed or painted. Protection glass included.

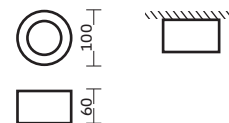
Cuerpo en aluminio o acero inoxidable 316 cepillado o pintado. Vidrio de protección incluido.

Corps en aluminium ou acier inoxydable 316 brossé ou peint. Verre de protection inclus.

230V|50HZ _ IP54



Power/Flow	code
LED 5W	2060.105.xTL
LED 7W	2060.107.xTL



Branco / White / Blanco / Blanc Cinza / Gray / Gris / Gris Grafite / Graphite / Grafito / Graphite Inox / Stainless steel / Inoxidable / Inoxydable Preto / Black / Negro / Noir Transparente / Transparent / Transparente / Transparent

2061



Corpo em alumínio ou aço inox 316 escovado ou pintado. Vidro de proteção incluído.

Body in aluminium or stainless steel 316 brushed or painted. Protection glass included.

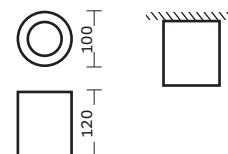
Cuerpo en aluminio o acero inoxidable 316 cepillado o pintado. Vidrio de protección incluido.

Corps en aluminium ou acier inoxydable 316 brossé ou peint. Verre de protection inclus.

230V|50HZ _ IP54



Power/Flow	code
GU10 MAX 50W	2061.100.xTX
GU10 LED 4W	2061.104.xTL
GU10 LED 5W	2061.105.xTL



Branco / White / Blanco / Blanc Cinza / Gray / Gris / Gris Grafite / Graphite / Grafito / Graphite Inox / Stainless steel / Inoxidable / Inoxydable Preto / Black / Negro / Noir Transparente / Transparent / Transparente / Transparent

2062



Corpo em alumínio ou aço inox 316 escovado ou pintado. Vidro de proteção incluído.

Body in aluminium or stainless steel 316 brushed or painted. Protection glass included.

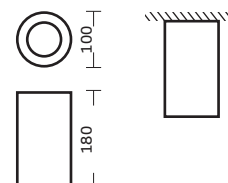
Cuerpo en aluminio o acero inoxidable 316 cepillado o pintado. Vidrio de protección incluido.

Corps en aluminium ou acier inoxydable 316 brossé ou peint. Verre de protection inclus.

230V|50HZ _ IP54



Power/Flow	code
MAX 40W	2062.100.xFX
13W / 18W / 26W	2062.1xx.xFL



Branco / White / Blanco / Blanc Cinza / Gray / Gris / Gris Grafite / Graphite / Grafito / Graphite Inox / Stainless steel / Inoxidable / Inoxydable Preto / Black / Negro / Noir Fosco / Frosted / Mate / Givré

Informação Técnica

Información Técnica
Technical information
Informations techniques

Informação Normativa

Regulatory Information
Información Normativa
Information Normative



A ostentação da marca CE indica que o equipamento está em conformidade com as diretivas europeias para material elétrico de certos limites de tensão.

The CE mark ostentation indicates that the product complies with the European directives for electrical equipment of certain voltage limits. La ostentación de la marca CE indica que el producto cumple con las directivas europeas para equipos eléctricos de determinados límites de tensión.

L'ostentation de la marque CE indique que le produit est en conformité avec les directives européennes pour les équipements électriques de certaines limites de tension.



Classe I – Equipamento no qual a proteção contra choque elétrico não depende apenas do isolamento principal. Todas as partes ativas estão ligadas a um circuito terra de proteção.

Class I – Equipment in which the protection against electric shock depends not only on the main isolation. All active parts are connected to a protective earth circuit.

Clase I – Equipo en que la protección contra las descargas eléctricas no depende solamente del aislamiento principal. Todas las partes activas están conectadas a un circuito de tierra de protección.

Classe I – Équipement dans lequel la protection contre les chocs électriques ne dépend pas uniquement de l'isolation principale. Tous les éléments actifs sont connectés à un circuit de protection de terre.



Classe II – Equipamento no qual a proteção contra choque elétrico não depende apenas do isolamento principal. Inclui isolamento duplo ou reforçado.

Class II – Equipment in which the protection against electric shock depends not only on the main isolation. Includes double or reinforced isolation.

Clase II – Equipo en que la protección contra las descargas eléctricas no depende solamente del aislamiento principal. Incluye aislamiento doble o reforzado.

Classe II – Équipement dans lequel la protection contre les chocs électriques ne dépend pas uniquement de l'isolation principale. Isolation double ou renforcée incluse.



Classe III – Equipamento no qual a proteção contra choque elétrico depende da alimentação a partir de uma tensão baixa de segurança.

Class III – Equipment in which the protection against electric shock depends on the power supply from a safety low voltage.

Clase III – Equipo en que la protección contra las descargas eléctricas depende de la alimentación de una baja tensión de seguridad.

Classe III – Équipement dans lequel la protection contre les chocs électriques dépend de la alimentation d'une basse tension de sécurité.



Autonomia de funcionamento do kit de emergência.

Operational autonomy of the emergency kit.
Funcionamiento autónomo del equipo de emergencia.
Fonctionnement autonome du kit d'urgence.



Esta luminária não pode ser coberta com material isolante ou análogo.

This luminaire is not suitable for covering with insulating or analogue material. Esta luminaria no puede ser cubierta con material aislante o análogo. Ce luminaire ne peut pas être couverte avec un matériel isolant ou analogue

Índice de proteção mecânica

Degree of mechanical protection
Grado de protección mecánica
Degré de protection mécanique

IK05

Proteção contra objeto sólido de 200 g lançado de uma altura de 35 cm. Energia de choque 0,700 (J).

Protection against a 200 g solid object released from a height of 35 cm. Shock energy 0,700 (J).

Protección contra objeto sólido de 200 g lanzado desde una altura de 35 cm. Energía de choque 0,700 (J).

Protection contre un objet solide de 200 g lancé d'une hauteur de 35 cm. Énergie de choc 0,700 (J).

IK07

Proteção contra objeto sólido de 500 g lançado de uma altura de 40 cm. Energia de choque 2 (J).

Protection against 500 g solid object released from a height of 40 cm. Shock energy 2 (J).

Protección contra objeto sólido de 500 g lanzado desde una altura de 40 cm. Energía de choque 2 (J).

Protection contre un objet solide de 500 g lancé d'une hauteur de 40 cm. Énergie de choc 2 (J).

IK08

Proteção contra objeto sólido de 1,7 kg lançado de uma altura de 29,5 cm. Energia de choque 5 (J).

Protection against a 1,7 kg solid object released from a height of 29,5 cm. Shock energy 5 (J).

Protección contra un objeto sólido de 1,7 kg lanzado desde una altura de 29,5 cm. Energía de choque 5 (J).

Protection contre un objet solide de 1,7 kg lancé d'une hauteur de 29,5 cm. Énergie de choc 5 (J).

IK10

Proteção contra objeto sólido de 5 kg lançado de uma altura de 40 cm. Energia de choque 20 (J).

Protection against a 5 kg solid object released from a height of 40 cm. Shock energy 20 (J).

Protección contra un objeto sólido de 5 kg lanzado desde una altura de 40 cm. Energía de choque 20 (J).

Protection contre un objet solide de 5 kg lancé d'une hauteur de 40 cm. Énergie de choc 20 (J).

Tensão de funcionamento

Operating voltage
Voltaje de operación
Tension de fonctionnement

12V | 24V

Tensão de alimentação da luminária.
Luminaire voltage supply.

Tensión de alimentación de la luminaria.
Tension d'alimentation de la luminaire.

230V50HZ

Tensão de alimentação e frequência de funcionamento da luminária.
Luminaire supply voltage and operating frequency.

Tensión de alimentación y frecuencia de funcionamiento de la luminaria.
Tension d'alimentation et fréquence de fonctionnement de la luminaire.

Índice de proteção

Protection degree
Grado de protección
Degré de protection

IP20

Proteção contra corpos sólidos de diâmetro superior a 12 mm. Sem proteção contra líquidos.
Protección contra objetos sólidos de diámetro superior a 12 mm. Sin protección contra líquidos.
Protection against solid objects with a diameter exceeding 12 mm. No protection against liquids.
Protection contre des objets solides avec un diamètre supérieur à 12 mm. Pas de protection contre liquides.

IP40

Proteção contra corpos sólidos de diâmetro superior a 1 mm. Sem proteção contra líquidos.
Protección contra objetos sólidos de diámetro superior a 1 mm. Sin protección contra líquidos.
Protection against solid objects with a diameter exceeding 1 mm. No protection against liquids.
Protection contre des objets solides avec un diamètre supérieur à 1 mm. Pas de protection contre liquides.

IP43

Proteção contra corpos sólidos de diâmetro superior a 1 mm. Protegido contra a queda de gotas de água com ângulo máximo de 60°.
Protección contra objetos sólidos de diámetro superior a 1 mm. Protegido contra la caída de gotas de agua con un ángulo máximo de 60°.
Protection against solid objects with a diameter exceeding 1 mm. Protected against falling drops of water with a maximum angle of 60°.
Protection contre des objets solides avec un diamètre supérieur à 1 mm. Protégé contre la chute des gouttes d'eau avec un angle maximum de 60°.

IP44

Proteção contra corpos sólidos de diâmetro superior a 1 mm. Protegido contra a projeção de água.
Protección contra objetos sólidos de diámetro superior a 1 mm. Protegido contra proyección de agua.
Protection against solid objects with a diameter exceeding 1 mm. Protected against water projection.
Protection contre des objets solides avec un diamètre supérieur à 1 mm. Protégé contre la projection d'eau.

IP54

Proteção contra corpos sólidos de diâmetro inferior a 1 mm. Protegido contra a projeção de água.
Protección contra objetos sólidos de diámetro inferior a 1 mm. Protegido contra proyección de agua.
Protection against solid objects with a diameter inferior than 1 mm. Protected against water projection.
Protection contre des objets solides avec un diamètre inférieur à 1 mm. Protégé contre la projection d'eau.

IP55

Proteção contra corpos sólidos de diâmetro inferior a 1 mm. Protegido contra jatos de água.
Protección contra objetos sólidos de diámetro inferior a 1 mm. Protegido contra chorros de agua.
Protection against solid objects with a diameter inferior than 1 mm. Protected against water jets.
Protection contre des objets solides avec un diamètre inférieur à 1 mm. Protégé contre des jets d'eau.

IP65

Totalmente estanque a poeiras. Protegido contra jatos de água.
Totalmente estanca al polvo. Protegido contra chorros de agua.
Fully sealed to dust. Protected against water jets.
Totalement étanche aux poussières. Protégé contre des jets d'eau.

IP66

Totalmente estanque a poeiras. Protegido contra fortes jatos de água (força das ondas do mar).
Totalmente estanca al polvo. Protegido contra fuertes chorros de agua (fuerza de las olas del mar).
Fully sealed to dust. Protected against strong water jets (strength of ocean waves).
Totalement étanche aux poussières. Protégé contre des forts jets d'eau (force des vagues de l'océan).

IP67

Totalmente estanque a poeiras. Protegido contra efeitos de imersão (máx 1m).
Totalmente estanca al polvo. Protegido contra los efectos de inmersión (1m max).
Fully sealed to dust. Protected against the effects of immersion (1m max).
Totalement étanche aux poussières. Protégé contre les effets d'immersion (1m max).

Gama de produto

Product range
Gama de productos
Gamme de produit



Balastro eletromagnético.
Electromagnetic ballast.
Balastro electromagnético.
Ballast électromagnétique.



Balastro eletrónico.
Electronic ballast.
Balastro electrónico.
Ballast électronique.



Balastro eletrónico de alta frequência com regulação de fluxo digital ou analógica.
High frequency electronic ballast with digital or analog flux regulation.
Balastro electrónico de alta frecuencia con regulación de flujo digital o analógico.
Haute fréquence ballast électronique avec règlement de flux digitale ou analogique.



Balastro eletrónico de alta frequência com regulação de fluxo digital ou analógica.
High frequency electronic ballast with digital or analog flux regulation.
Balastro electrónico de alta frecuencia con regulación de flujo digital o analógico.
Haute fréquence ballast électronique avec règlement de flux digitale ou analogique.



Kit de emergência.
Emergency kit.
Equipo de emergencia.
Kit d'urgence.



Diodo emissor de luz.
Light emitting diode.
Diodo emisor de luz.
Diode émetteur de lumière.

Tipologia

typology
tipología
typologie



Aplicação Suspensa
Suspended Application
Aplicación suspendida
Application suspendue



Aplicação Suspenso Vertical
Vertical Suspended Application
Aplicación vertical suspendida
Application suspendue verticale



Aplicação Sem Aba
Rimless application
Aplicación sin marco
Application sans cadre



Aplicação Horizontal
Horizontal Application
Aplicación horizontal
Application horizontale



Aplicação Com Aba
Application with rim
Aplicación con marco
Application avec cadre



Aplicação Vertical
Vertical Application
Aplicación vertical
Application verticale



Aplicação Saliente
Surface Application
Aplicación de superficie
Application saillante



Interior
Indoor
Interior
Intérieur



























Aplicação Parede
Wall Application
Aplicación de pared
Application murale



Exterior
Outdoor
Exterior
Extérieur

Cores e Acabamentos

Colours and finishes
Colores y acabados
Couleurs et finitions

 Branco / White Blanco / Blanc	 Ouro Velho / Old Gold Oro Viejo / Or Vieux	 Transparente / Transparent Transparente / Transparent
 Cinza / Gray Gris / Gris	 Dourado / Golden Dorado / D'or	 RAL sob consulta / RAL on request RAL bajo consulta / RAL sur demande
 Cinza Satinado / Satin Gray Gris Satinado / Gris Satin	 Wengué / Wengue Wengué / Wengue	 Alumínio / Aluminium Aluminio / Aluminium
 Grafite / Graphite Grafito / Graphite	 Carvalho / Oak Roble / Chêne	 Alumínio multifacetado Multifaceted aluminum Aluminio multifacetado Aluminium multiforme
 Preto / Black Negro / Noir	 Opalino / Opaline Opal / Opaline	 Espelho / Mirror Espejo / Miroir
 Verde / Green Verde / Vert	 Fosco / Frosted Mate / Givré	 Lente / Lens Lente / Lens
 Inox / Stainless steel Inoxidable / Inoxydable	 Misto / Mixed Mixto / Mixte	 Prismático / Prismatic Prismático / Prismatique
 Escovado / Brushed Cepillado / Brossé	 Prismático / Prismatic Prismático / Prismatique	 Micro Prismático / Micro Prismatico Micro Prismatic / Micro-prismatique




























Emissão de luz

Light Emission
Emisión de Luz
Emission de Lumière

	Projeção de luz descendente Downward light projection Proyección de luz descendente Proyección de luz descendante		Projeção de luz exterior Exterior light projection Proyección de luz exterior Projection de lumière extérieure
	Projeção de luz ascendente Upward light projection Proyección de luz ascendente Proyección de luz ascendant		Projeção de luz interior Interior light projection Proyección de luz interior Projection de lumière intérieure
	Projeção de luz orientável Orientable light projection Proyección de luz orientable Projection de lumière orientable		
	Projeção de luz ascendente / descendente Downward / upward light projection Proyección de luz ascendente / descendente Proyección de luz ascendant / descendant		
	Projeção de luz ascendente / descendente / lateral Lateral / downward / upward light projection Proyección de luz ascendente / descendente / lateral Proyección de luz ascendant / descendant / latérale		
	Projeção de luz ascendente / descendente / bilateral Bilateral / downward / upward light projection Proyección de luz ascendente / descendente / bilateral Proyección de luz ascendant / descendant / bilatérale		

Lâmpadas

Lamps
Lámparas
Lamps

	Lâmpada refletora R63 R63 Reflective lamp Lámpara reflectora R63 Lampe réflectant R63		Lâmpada fluorescente compacta PL-T PL-T compact fluorescent lamp Lámpara fluorescente compacta PL-T Lampe fluorescent compact PL-T		Lâmpada halogénio 230v G9 230v G9 halogen lamp Lámpara de halógeno 230v G9 Lampe de halogène 230v G9
	Lâmpada iodetos metálicos E27-E40 E27-E40 metal halide lamp Lámpara halogenuros metálicos E27-E40 Lampe halogénures métalliques E27-E40		Lâmpada iodetos metálicos G12 CDM-T G12 CDM-T metal halide lamp Lámpara halogenuros metálicos G12 CDM-T Lampe halogénures métalliques G12 CDM-T		Lâmpada halogénio 12v QR 111 12v QR 111 halogen lamp Lámpara de halógeno 12v QR 111 Lampe de halogène 12v QR 111
	Lâmpada PL-E - GU10 PL-E - GU10 reflective lamp Lámpara reflectora PL-E - GU10 Lampe réflectant PL-E - GU10		Lâmpada iodetos metálicos Rx7s Rx7s metal halide lamp Lámpara halogenuros metálicos Rx7s Lampe halogénures métalliques Rx7s		Lâmpada Led QR 111 QR 111 Led lamp Lámpara Led QR 111 Lampe LED QR 111
	Lâmpada CDM-R 111 CDM-R 111 lamp Lámpara CDM-R 111 Lampe CDM-R 111		Lâmpada fluorescente PL-L 2G11 PL-L 2G11 fluorescent lamp Lámpara fluorescente PL-L 2G11 Lampe fluorescent PL-L 2G11		Lâmpada fluorescente T5 circular T5 circular fluorescent lamp Lámpara fluorescente T5 circular Lampe fluorescent T5 circulaire
	Lâmpada fluorescente PL-Q PL-Q fluorescent lamp Lámpara fluorescente PL-Q Lampe fluorescent PL-Q		Lâmpada E27 standard E27 standard lamp Lámpara E27 standard Lampe E27 standard		Lâmpada fluorescente T5 T5 fluorescent lamp Lámpara fluorescente T5 Lampe fluorescent T5
	Lâmpada downlighter Downlighter lamp Lámpara downlighter Lampe downlighter		Lâmpada halogénio 12v Gx5.3 12v Gx5.3 halogen lamp Lámpara de halógeno 12v Gx5.3 Lampe de halogène 12v Gx5.3		Lâmpada LED 230V GU10 Lamp LED 230V GU10 Lámpara LED 230V GU10 Lampe LED 230V GU10
	Lâmpada Led downlighter Downlighter Led lamp Lámpara Led downlighter Lampe Led downlighter		Lâmpada LED 12V Gx5.3 Lamp LED 12V Gx5.3 Lámpara LED 12V Gx5.3 Lampe LED 12V Gx5.3		Lâmpada LED E27 Lamp LED E27 Lámpara LED E27 Lampe LED E27
	Lâmpada fluorescente compacta PL-C PL-C compact fluorescent lamp Lámpara fluorescente compacta PL-C Lampe fluorescent compact PL-C		Lâmpada Led - GU10 GU10 - Led lamp Lámpara Led - GU10 Lampe LED - GU10		Lâmpada LED E27 PAR30 Lamp LED E27 PAR30 Lámpara LED E27 PAR30 Lampe LED E27 PAR30
	Lâmpada fluorescente compacta PL-S PL-S compact fluorescent lamp Lámpara fluorescente compacta PL-S Lampe fluorescent compact PL-S		Lâmpada halogénio 12v G4 12v G4 halogen lamp Lámpara de halógeno 12v G4 Lampe de halogène 12v G4		COB LED COB LED COB LED LED COB

Tipo de aplicação da luminária

Luminaire's application type

Tipo de aplicación de la luminaria

Type d'application de la luminaire



Dimensão e formato do corte para encastramento da luminária

Cut size and shape for recessing luminaire

Tamaño y forma del corte para luminaria empotrable

Taille et format de coupe pour luminaire encastré

Leitura do código

Code reading

Lectura de código

Lecture du code

6031.100.XXX

1

2

3

4

5

1 Referência do produto

Product reference

Referencia de los productos

Référence du produit

2 Potência da lâmpada ou Dimensão do Produto

Lamp power or product dimension

Potencia de la lámpara o tamaño del producto

Puissance de la lampe ou dimension du produit

3 Tipo de acabamento*

Finishing type

Tipo de acabado

Type de finition

4 Tipo de Vidro **

Glass Type

Tipo de Vidrio

Type de verre

5 Com / sem lâmpada***

With / without lamp

Con / sin Lámpara

Avec / sans lampe

*

Quando este dígito é um x (minúsculo) significa que existem diversos acabamentos disponíveis descritos em rodapé. Quando lhe é atribuído um número este corresponde ao seu acabamento.

When this digit is an x (lower case), it means that there are several finishes available described in the footnote. When it's assigned a number, it relates to the product's finish.

Cuando este dígito es un x (minúsculo), significa que existen varios acabados descritos en el pie de página. Cuando se asigna un número, este corresponde al acabado del producto.

Quand ce digit est un x (minuscule), il signifie qu'il y a plusieurs finitions disponibles décrites dans la note de bas. Lors de l'attribution d'un nombre, il correspond à la finition du produit.

**

Quando este dígito é um X (maiúsculo) significa que este produto não leva vidro. Quando este dígito é um V (maiúsculo) significa que existem vários tipos de vidro disponíveis. Quando lhe é atribuído uma letra específica esta define o tipo de vidro descrito em rodapé.

When this digit is an X (capital letter), it means that this product does not carry glass. When this digit is an V (capital letter), it means that there are several types of glass available. When it's assigned a specific letter, it defines the type of glass described in the footer.

Cuando este dígito es un X (mayúsculo), significa que este producto no lleva vidrio. Cuando este dígito es un V (mayúsculo), significa que existen varios tipos de vidrio disponibles. Cuando se asigna una letra específica, esta define el tipo de vidrio descrito en el pie de página.

Quand ce digit est un X (majuscule), il signifie que ce produit ne comprend pas de verre. Quand ce digit est un V (majuscule), il signifie qu'il y a plusieurs types de verre disponibles. Lors de l'attribution d'une lettre spécifique, elle définit le type de verre décrite dans la note de bas.

Quando este dígito é um X (maiúsculo) significa que este produto não inclui lâmpada. Quando este dígito é um L (maiúsculo) significa que este produto inclui lâmpada.

When this digit is an X (capital letter), it means that this product does not include lamp. When this digit is an L (capital letter), it means that this product includes the lamp.

Cuando este dígito es un X (mayúsculo), significa que el producto no incluye lámpara. Cuando este dígito es un L (mayúsculo), significa que el producto incluye lámpara.

Quand ce digit est un X (majuscule), il signifie que ce produit ne comprend pas de lampe. Quand ce digit est un L (majuscule), il signifie que ce produit comprend la lampe.

tromilux

